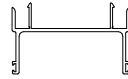
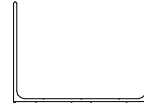


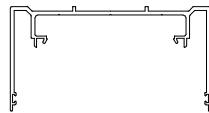
**PAS025**  
105 DEFLECTION  
TRACK



**PAS026**  
105 DEFLECTION  
TRACK ADAPTOR



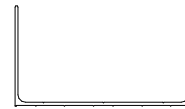
**PAS027**  
105 DEFLECTION  
CHANNEL



**PAS325**  
132 DEFLECTION  
TRACK



**PAS326**  
132 DEFLECTION  
TRACK ADAPTOR



**PAS327**  
132 DEFLECTION  
CHANNEL

**POTTER ALUMINIUM SYSTEMS  
DF SERIES SUITE PROFILES**

**10.3.2**  
SHEET

1:5@A4  
SCALE

A 23/05/16  
ISSUED DATE

0800 POTTER (0800 768 837) WWW.POTTERS.CO.NZ  
SUBJECT TO CHANGE WITHOUT NOTICE

