ALUMINIUM PARTITION SPECIFIERS' MANUAL

JANUARY 2016

POTTER
INTERIOR SYSTEMS

CELEBRATING 50 YEARS 1966 2016

POTTER
INTERIOR SYSTEMS

WWW.POTTERS.CO.NZ

AUCKLAND + HEAD OFFICE
9 McNab Street, Penrose
PO Box 13 451, Onehunga 1643
Phone 09 579 1338
Fax 09 579 2383

WELLINGTON
20 Hutt Road, Petone
PO Box 33 338, Petone, Lower Hutt 5046
Phone 04 568 8855
Fax 04 568 8840

CHRISTCHURCH
37 Kingsley Street, Sydenham, Christchurch 8023
PO Box 12244, Beckenham, Christchurch
Phone 03 338 8763
Fax 03 338 0680

0800 POTTERS
www.potters.co.nz
info@potters.co.nz // specsupport@potters.co.nz

Building business together since 1966

Wall | Ceiling | Insulation | Whiteboards | Acoustic Wall Coverings

A business unit of CSR Building Products (NZ) Ltd
© Copyright Potter Interior Systems 2016

CSR

WELCOME

This manual has been prepared by Potter Interior Systems to assist the architect, builder and installer to specify, prepare and install aluminium partitioning systems.

It has been written as a working guide for the industry, however it is not intended to replace good trade practice and experience is essential to obtaining a quality installation. Nor does this manual override specific advice received from Potter Interior Systems technical services.

While it is not possible to detail every condition that may be encountered, Potter Interior Systems will advise on any special situations that may occur. Our technical team is available to assist with design for project specific extrusions to compliment the Potters aluminium system, to allow designers and specifiers to introduce a specific look to larger projects.

Architects and specifiers should ensure that the details provided in this manual are followed, and determine to their own satisfaction that the job is complete to an acceptable standard of trade practice.

CONTACT INFORMATION

AUCKLAND + HEAD OFFICE

9 McNab Street, Penrose
PO Box 13 451, Onehunga 1643
Phone 09 579 1338
Fax 09 579 2383

WELLINGTON

20 Hutt Road, Petone
PO Box 33 338, Petone, Lower Hutt 5046
Phone 04 568 8855
Fax 04 568 8840

CHRISTCHURCH

37 Kingsley Street, Sydenham, Christchurch 8023
PO Box 12244, Beckenham, Christchurch
Phone 03 338 8763
Fax 03 338 0680

0800 POTTERS
www.potters.co.nz
info@potters.co.nz // specsupport@potters.co.nz

Building business together since 1966

CELEBRATING 50 YEARS 1966 2016

POTTER
INTERIOR SYSTEMS

CONTENTS

GENERAL INFORMATION 03

Company overview
Product overview
Technical services
Aluminium
Finishing options
Glass options
Bracing
Specification
Sustainability

A SERIES 105 21

2.1 Suite overview
2.2 Detail reference
2.3 Suite components
2.4 Steel stud + plasterboard wall details
2.5 Glass partitions details
2.6 Door details and sliders

A SERIES 132 57

3.1 Suite overview
3.2 Detail reference
3.3 Suite components
3.4 Steel stud + plasterboard wall details
3.5 Glass partitions details
3.6 Door details

C SERIES 45 97

4.1 Suite overview
4.2 Detail reference
4.3 Suite components
4.4 Steel stud + plasterboard wall details
4.5 Glass partitions details
4.6 Door details

E SERIES 105 125

6.1 Suite overview
6.2 Detail reference
6.3 Suite components
6.5 Glass partitions details

E SERIES 132 139

9.1 Suite overview
9.2 Detail reference
9.3 Suite components
9.4 Steel stud + plasterboard wall details

DS SERIES 147

5.1 Suite overview
5.2 Detail reference
5.3 Suite components
5.6 Door details and sliders
5.7 Multi door sliders
5.8 Stile and rails
5.9 New details

DF SERIES 105 + 132 187

10.3 Suite components
10.4 Steel stud + plasterboard wall details

T SERIES 199

8.1 Suite overview
8.2 Detail reference
8.3 Suite components
8.4 Steel stud + plasterboard wall details
8.5 Glass partitions details

SOFTLINE SERIES 209

7.1 Suite overview
7.2 Detail reference
7.3 Suite components
7.4 Steel stud + plasterboard wall details
7.5 Glass partitions details
7.6 Door details

GENERAL INFORMATION

COMPANY OVERVIEW

WHAT WE DO

Potter Interior Systems are experts in the distribution of quality products and proven solutions to the commercial construction market throughout New Zealand. Our services include aluminium partitions, suspended ceiling grid and panels, insulation, whiteboards, pinboards and acoustic wall coverings.

OUR MISSION

We aim to lead the market in innovation, delivery and service by exceeding customer expectations and build lasting mutually profitable customer relationships.

Our production and management procedures ensure our products are manufactured from quality materials and to the highest of standards.

With branches in Auckland, Wellington and Christchurch, Potter Interior Systems provide quality solutions for customers throughout the country.

OUR HISTORY

Established in 1966, Potter Interior Systems have grown with New Zealand's commercial building industry and have built valuable relationships with key suppliers and clients alike. Potter Interior Systems was taken into the CSR Limited family in 2010, giving us access to the innovation and resources of Australasia's leading building products company.

ALUMINIUM PARTITIONING SUITE

Our aluminium partitioning suite incorporates a host of proven innovative concepts to assist both design and installation. Space provides places for people - both from within and outside an organisation - to come together and invent new solutions for all challenges. As a result, design is emerging as an innovation imperative as it continues to show how hard working spaces can reinforce and align organisational components that contribute to a company's ability to invent new solutions.

Our innovative range of systems support, inspire and enable people to collaborate, share knowledge, learn together, build and produce innovation and success.

SUSPENDED CEILINGS

We have a range of suspension systems solutions for your project. Our wide range of ceiling panels include acoustic, fire rated, health and hygiene, economy, education, speciality and metal pan. Access hatches in various sizes are also available.

INSULATION

The insulation product range is vast and covers a multitude of markets including residential, commercial, industrial and passive fire protection serving industries through HVAC, processing, commercial building, interior fit out, fire stopping, refrigeration and large scale operations such as timber mills and boat building.

WHITEBOARDS, PINBOARDS + ACOUSTIC WALL COVERINGS

Our range of dynamic surfaces include, whiteboards (porcelain on steel), pinboards, combination boards (whiteboard + pinboard), whiteboard cabinets, whiteboard tables, glassboards, mobile/relocatable boards, sliding rail systems, laser etched planners, lockable noticeboards, and acoustic wall coverings.

Our whiteboards are manufactured by us in Auckland, New Zealand to a very high standard and come with a 30 year surface guarantee.

PRODUCT OVERVIEW

Potter Interior Systems series of aluminium partitioning systems incorporates a number of design elements that are mainly interchangeable.

Potters have consulted with architects, designers, builders and glazing companies and have designed an aluminium system to suit all design and budget requirements.

A SERIES 105

A Series 105 provides a central line glazing with numerous configurations and design options offering a complete partition system for plasterboard and glazing.

A Series 105 has the following features:

» Standard profile size of 105mm x 25mm or 105mm x 50mm
» Standard wall size based on 64mm steel stud with one layer of plaster board on each side
» Can accommodate glass thicknesses between 6mm - 12.38mm
» Door thicknesses between 38mm - 50mm can be used
» Shadowline details optional

A SERIES 132

A Series 132 provides a central line glazing with numerous configurations and design options offering a complete partition system for plasterboard and glazing.

A Series 132 has the following features:

» Standard profile size of 132mm x 25mm or 132mm x 50mm
» Standard wall size based around 92mm steel stud with one layer of plaster board up to two layers on each side
» Can also achieve 150mm stud with one layer each side
» Can accommodate glass thicknesses between 6mm - 12.38mm
» Door thicknesses between 38mm - 50mm can be used
» Shadowline details optional

C SERIES 45

C Series 45 is used as a commodity system when budget is a factor but can also be designed into the A Series for a slimmer look.

C Series 45 has the following features:

» Standard glazing profile of 45mm wide x 25mm high
» Standard wall size based around 64mm or 92mm steel stud with one layer of plasterboard each side
» Can accommodate glass thicknesses between 6mm - 12.38mm max
» Door thicknesses between 38mm - 50mm max can be used
» Standard glazing profile of 45mm wide x 25mm high
» Can be fixed to standard openings or fixed to 105 or 132 series head/sill track

PRODUCT OVERVIEW

DS SERIES

DS Series Doors

» Designed to fit with Potter aluminium systems
» Available in 38mm thick doors only
» Styles and rails sizes 50mm, 75mm, 100mm,120mm and 150mm
» Can accommodate glass thicknesses of 13mm thick laminated glass

DS Series Sliders

Designed to fit with Potter aluminium systems, available in numerous configurations based around the 38mm door series.

SAFETY GLAZING MAXIMUM AREA AND THICKNESS

Type of glass	Thickness Grade A	Maximum area m^2	System type
Toughened safety glass	6mm	4.0	75mm
Toughened safety glass	8mm	6.0	100mm
Toughened safety glass	10mm	8.0	120mm / 100-D
Toughened safety glass	12mm	10.0	120mm / 100-D
Laminated safety glass	6mm	3.0	75mm
Laminated safety glass	8mm	5.0	100mm
Laminated safety glass	10mm	7.0	120mm / 100-D
Laminated safety glass	12mm	9.0	120mm / 100-D

E SERIES 105

E Series 105 provides an edgeline glazing and double glazing design with clean lines to provide a clean look to your partition system.
E Series 105 gives a standard detail of 105mm x 25mm.

E Series 105 has the following features:
» Can accommodate glass thicknesses 6mm - 12.38mm
» Door thicknesses of 38mm - 50mm can be used
» Standard wall size based around 64mm steel stud with one layer of plaster board on each side

E SERIES 132

E Series 132 provides an edgeline glazing and twin-glazing design with clean lines to provide a clean look to your partition system.
E Series 132 gives a standard detail of 132mm x 25mm.

E Series 132 has the following features:
» Can accommodate glass thicknesses 6mm – 13mm
» Door thicknesses of 38mm – 50mm can be used
» Standard wall size based around 92mm steel stud with one layer of plaster board on each side

PRODUCT OVERVIEW

SOFTLINE SERIES

Softline aluminium partitioning has a much softer look and feel with its radiused corners on all exposed edges. The special feature bars and concave beads that are available for the glazing sections within Softline give a look that is totally unique and very modern.

The design elements offered by these profiles allow the finished partitioning to look quite different from traditional square-looking partitioning aesthetic that is available from our other systems.

DF SERIES 105 + 132

DF Series has been designed to help with exposed full height aluminium partitions in the modern office designs which tend not to have a traditional panel ceiling. The designs help with live loads and can be set at +/- 25mm deflection.

The DF Series can also be used as a base build wall starter which will allow movement between existing structures and internal partitions. The DF Series 105 uses a 64mm steel stud and DF Series 132 comes in 92mm steel stud variant.

T SERIES

The T Series is a collection of aluminium profiles designed to allow a designer to integrate cable trunking into internal partition walls. Potters aluminium cable trunking has been specfically designed for the installation and use of CAT6 cabling. When installed back-to-back, it can be used to form the base of a 92mm wall – a width that integrates perfectly with other Potter aluminium systems.

Potter Interior Systems excel at developing custom aluminium profiles for unique designs. Our innovation in this area sets us apart from our competitors. If you have a unique design challenge that requires a new take on aluminium partitioning, contact us to discover how we can best assist you on 0800 POTTERS or email specsupport@potters.co.nz

TECHNICAL SERVICES

Technical advice is available from our experienced team. Please see our company information page for your closest team, or email **specsupport@potters.co.nz**

The Potter Interior Systems product catalogue is hosted on www.potters.co.nz and EBOSS website www.eboss.co.nz.

CAD details are either individual components or fully assembled details for convenient transfer to specifiers drawings.
The file formats available for download are .DWG, .DXF, .DWF, .PDF and Autodesk Revit .RVT

Specifcations are also available online with Masterspec branded sections for download. These can be found at the follow resources:

www.potters.co.nz
www.eboss.co.nz
www.masterspec.co.nz
www.productspec.co.nz

ALUMINIUM

TECHNICAL INFORMATION

A unique combination of properties puts aluminium and its alloys among our most versatile engineering and construction materials. All alloys are light in weight, yet some have strengths greater than that of structural steel. The majority of alloys are highly durable under most service conditions. No coloured salts are formed to stain adjacent surfaces or discolour products with which they come in contact, such as fabrics in the textile industry and solutions in chemical equipment. They have no toxic reaction. Aluminium and most of its alloys have good electrical and thermal conductivities and high reflectivity to both heat and light.

Aluminium and most of its alloys can easily be worked into any form and readily accept a wide variety of surface finishes.

Aluminium's best known characteristic is perhaps its light weight, having a density of approximately 2.7 x 103 kilograms per cubic metre at 20°C as compared with 7.9 x 103 for iron and 8.9 x 103 for copper.

HANDLING, STORING AND MAINTENANCE

Aluminium is one of the easiest materials to keep in good condition. It has a high natural resistance to corrosive conditions normally encountered during shipment and storage and a little care will maintain its original appearance for a long time. The principal things to guard against are conditions that might cause surface abrasions or water stains.

Suppliers make every effort to pack aluminium so that 'traffic marks' or 'rub marks' do not occur during shipment and so that it remains dry. All incoming shipments should be inspected promptly, since suppliers generally have a time limit in which damage claims will be honoured. Traffic marks may appear as scratches, surface abrasions, or a condition resembling cinders embedded in the metal. They result from mechanical abrasion and subsequent oxidation of the abraded areas. Their principal disadvantage lies In their unsightliness and their effect on finishing operations.

Water stain is a superficial condition and the mechanical properties of the metal having such a stain are not affected. If a shipment of aluminium arrives in a wet condition, it should be thoroughly dried before storing. This may be done by evaporation in air or by means of dry air currents. When the moisture is removed in this manner within a short period after the metal becomes wet, no stain will result. If stain has occurred and the moist condition causing it, is removed, the stain will not develop further. Once safely dry, the metal should not be stored near such obvious water sources as steam and water pipes and should be kept at a reasonable distance from open doors and windows.

CLEANING

Aluminium is a proven construction material for buildings, vehicles, appliances and products, both as a framing and cladding material. In the building industry, it is by far the most common material used for window and door joinery, curtain walls and shop fronts. It is widely used in every aspect of the transport, leisure, boating and household appliance industries. Its selection is based on many criteria – one being its ease of fabrication to provide visual appeal and easy maintenance.

Aluminium has a natural beauty and lustre of its own, yet its surface can be treated in various ways to protect and enhance appearance, which can be maintained with regular, low maintenance attention. The surface of fabricated aluminium, whether untreated, anodised or coated, can be spoiled by improper care. Here we briefly summarise the methods of maintaining the appearance of aluminium surfaces after installation. Usually this care is no more than periodic cleaning, similar to window glass. Anodising treatment will substantially enhance appearance, render the surface more resistant to various forms of attack and facilitate cleaning and maintenance.

ALUMINIUM

The Architectural Aluminium Fabricators Association of New Zealand has published a guide which deals with all aspects of the design, use, care and maintenance of aluminium. Here we only briefly highlight the cleaning aspect since it applies to so many users of architectural aluminium products.

Grime which causes deterioration cannot be prevented from settling on exposed surfaces. If cleaned reasonably frequently then the mildest methods of washing will produce satisfactory results. There are many ways to clean aluminium, from using plain water to harsh abrasives. The type of cleaning that should be used is governed by the finish, degree of soiling, and the size, shape and location of the surface to be cleaned. The mildest method possible should be used, particularly for aluminium which has been anodised.

With anodised aluminium, surface deterioration occurs as a result of grime deposition and contaminated moisture attack. In coastal environments it is caused by airborne chlorides, in industrial or urban environments by sulphur compounds. Grime deposits absorb contaminated moisture like a sponge, assisting attack on the film, which cannot be restored without removal. Cleaning frequency depends on accessibility and environmental severity. In rural areas, cleaning may be needed only every six months. In industrial and marine environments, cleaning is recommended at least every three months, preferably monthly.

The following cleaning materials and procedures are listed in order of mild to harsh.
The mildest treatment should be tried on a small area and if not satisfactory only then should the next be examined.

1. Plain water
2. Water with mild soap or detergent
3. Solvents, e.g. kerosene, turpentine, white spirit
4. Non-etching chemical cleaner
5. Wax-base polish
6. Abrasive wax
7. Abrasives

After applying the cleaning agents, the surface should be washed down thoroughly and dried with a clean cloth to prevent streaking. There should be no concentration of the cleaner at the bottom edges of the aluminium. If using proprietary cleaners, the manufacturer's recommendation should be obtained and followed carefully.

If abrasives are used then the appearance of the aluminium finish may be altered. If there is a grain in the finish then cleaning should always be performed with the grain. If the condition of the surface indicates the use of abrasive or etching materials, it is advisable to consult a cleaning specialist. If all other methods fail it may be necessary to resort to heavy-duty cleaning. This involves the use of cleaners containing strong etching chemicals or coarse abrasives.

FINISHING OPTIONS

ANODISING

The anodising process

Aluminium has the natural ability to produce a protective oxide film on exposure to atmosphere. This natural oxide is hard and resistant to both water and normal atmospheric conditions, but the protection it offers is inadequate if other agents are present to start a corrosive attack on the aluminium. For this reason processes were sought whereby the natural oxide film could be reinforced by anodising to form a coating which is hard, could be coloured and was even more resistant to wear and corrosion; especially in aggressive coastal and industrial environments. Anodising is an electrochemical process whereby the aluminium surface is converted to a hard transparent film of oxide which is an integral part of the aluminium. The anodising process takes place in a diluted solution of sulphuric acid in which the aluminium forms the positive pole (the anode), and the electrode - the negative pole (the cathode) of the cell.

A current is passed through the cell and oxide is formed in the pores of the aluminium surface.
The anodised aluminium can now be coloured or left in its natural silver.

Anodising and colouring process

The process starts with a clean and rinse to remove cutting fluids etc from the substrate. An etch follows which is used to remove the naturally formed oxide layer and to give the metal an even matt appearance over the whole surface area. The metal is then rinsed.

Continuing the process, the metal is placed in cold water to neutralize any residue from the etch. The metal is then rinsed again. The anodising process then takes place which is followed by a final rinse. The colouring process is next. This is achieved by using an electrochemical process to deposit nickel or tin into the open pores created by the anodising process. The pores are then sealed to ensure no airbome contaminants can enter which could cause premature attack of the newly formed oxide layer. The colour is retained and the metal is then rinsed.

POWDERCOATING

Pre-treatment

In order to obtain good paint adhesion, the aluminium extrusions must first be pretreated. The eight stages are firstly, a detergent cleaner to remove oil and smut. This is followed by a rinse then an acid etch. After the etch, the aluminium is dipped into two consecutive rinse tanks to flush impurities from the aluminium substrate then immersed in a chromate conversion tank prior to a final rinse. The extrusions are then placed into a drying oven.

The chromate conversion layer applied to the substrate becomes an integral part of the aluminium and forms a corrosion resistant layer for the powder to adhere to.

Spraying methods

The main principle of painting is the charging of powder particles.

The powder particles are charged when forced down a Teflon tube which is wrapped around the barrel of the spray gun. By rubbing against this tube the particles of powder gain a positive charge. Once the charged particles exit the spray gun, they are attracted to the earthed aluminium extrusions and the powder wraps around the extrusion to give an even, uniform finish. After spraying, the extrusions are cured at specified temperatures and times in order for the coating to flow out and cure.

The coated aluminium is then tested in accordance with WANZ “ENDUROCOLOUR”” BS 6-496 and AS 3715 specifications by trained inspectors. Powdercoating, with its comprehensive colour range, is very adaptable to the continually changing market conditions. Several different types of powders are available to suit varying application.

GLASS OPTIONS

GLASS INFORMATION

For more information on all glass types consult with our partners Viridian or the New Zealand Glass Association (GANZ) www.viridianglass.co.nz www.ganz.co.nz

Glass thickness

Typical to all Potter aluminium systems the glass thickness range the suites can accommodate is 6mm - 12.38mm maximum for laminated glass.
For more information on glass thickness and compliance with the New Zealand Building Code requirements, refer to the “Human Impact Safety Requirements NZS4223:Part 3:1999” found on the GANZ website.

Glass weight

Generally 2mm Glass thickness per m2 = 5kg, ie 6mm glass = 15kg/m2

STC points

Refer to Viridian www.viridianglass.co.nz for testing information

GLASS TO METAL CONTACT

Glass should be installed without glass-to-metal contact, as thermal movement created by the different coefficients of expansion between glass and metal can cause breakage, particularly in annealed and laminated glass.

Potter aluminium systems provide for backing seals (ACE Captive Wedge) or glazing tapes. Where present these gaskets should be pre-installed as while some systems can be double wedged, this is a more costly glazing procedure, and not normally recommended by gasket and wedge suppliers or glass companies. Powdercoating, with its comprehensive colour range, is very adaptable to the continually changing market conditions. Several different types of powders are available to suit varying application.

DESIGN GUIDELINES FOR GLAZED INTERNAL PARTITIONS

The following information has been supplied by the Glass Association of New Zealand (GANZ).

Internal partitions are specialised framing systems incorporating a range of infills such as glass. Most systems use aluminium extrusions, which can incorporate gaskets, wedges and blocking similar to exterior aluminium joinery, but without the concerns of weather-tightness. Some have unique features suitable for interior design, which normally involves supporting the glass under low internal pressures and human impact.

Glass standards and requirements

The New Zealand Building Code references Glazing in Buildings NZS 4223: Standard as acceptable solution.

GLASS OPTIONS

Glass design

Glass design for internal partitions is covered in NZS 4223 Part 3:1999, Clause 311. This clause defines: area and glass thickness tables for:

- Four edge support in both doors and side panels
- Four edge support in other areas
- Top edge unframed
- Side edges unframed or silicone butt jointed up to 3 metres in height.
- Manifestation requirements

GANZ members can advise on the effect on glass thickness, type and cost of various framing types and spacing.

Framing

NZS 4223 Part 3:1999 defines containment of glass in 303.2 and requires glass to be installed to meet the edge cover requirements of Section 4 and Table 5.p

For glass to be considered as framed minimum framing rigidity requirements are set out in Appendix 3.C of NZS4223 Part 3:1999.
NZS 4223 Part 1:2008 provides minimum glazing dimensions and minimum edge cover, the key data is abridged in Table 1.

Table 1

Glass thickness (mm)	Minimum edge cover	Minimum edge clearance	Total rebate depth (mm)
6	6	4	10
8	8	5	13
10	8	5	13
12	9	6	15

Partition frame design

Many partition systems have removable beads and adequate pocket depth to get both the edge cover and edge clearance required. However some systems with fixed pockets on two or more sides require “shuffle” glazing and the edge clearance must be increased to install the glass. As the edge cover must be less than half the rebate depth in this system, this often decreases the edge cover below the allowable limits of the glass thickness.

As illustrated in Detail 1 & 2 (on the following page) the glass size cannot be more than the sight size plus the depth of one rebate, less a glazing clearance of 2mm-4mm (dependant on glass thickness, type, frame straightness and squareness). When installed this glass is then centred in the frame.

Therefore an 18mm rebate will only allow a maximum edge cover of 7mm or 8mm (1⁄2 rebate depth minus 1⁄2 of clearance) with the maximum glass thickness derived from Table 1 (above).

GLASS OPTIONS

Detail 1. Shuffle Glazing Tolerances

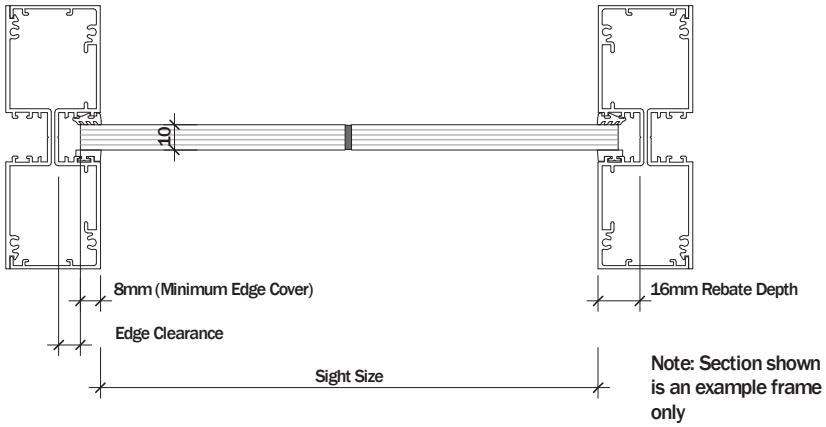

Detail 2. Shuffle Glazing Tolerances

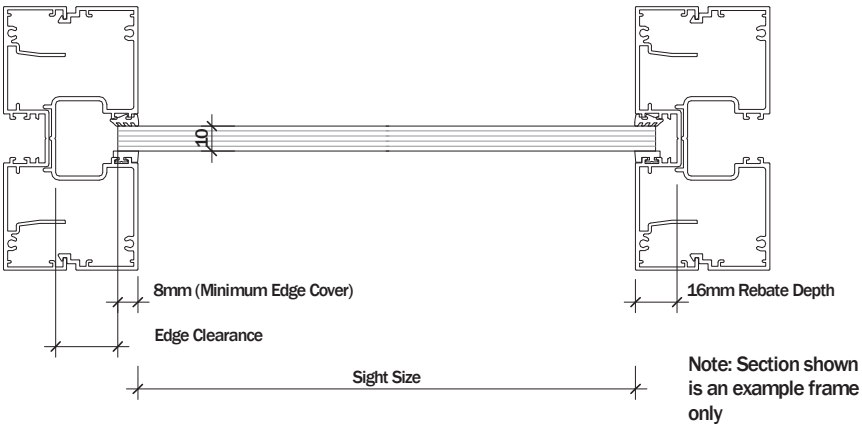

Note. Edge cover is defined as fully supporting the glass – glazing gasket or wedge extending beyond the frame backing should not be considered as part of the edge cover.

Internal cleated corners can also reduce the pocket depths and make it impossible for the glass to comply with NZS 4223.

GLASS OPTIONS

Table A - Internal partitions with unframed side edges

Height of glass (span M)	Type of glass	Minimum standard nominal thickness (mm)	Maximum number of vertical butt joints per opening	Maximum number of individual glass panels per opening	Maximum individual panel width (mm)
≤1.3	Annealed	5*	2	3	1000
≤1.3	Annealed	6*	No limit	No limit	No limit
≤1.3	Toughened†	4	2	3	1000
≤1.3	Toughened†	5	No limit	No limit	No limit
≤1.3	Laminated† ‡	6	2	3	1000
≤1.3	Laminated† ‡	8	No limit	No limit	No limit
>1.3 ≤2.0	Annealed	6*	1	2	1200
>1.3 ≤2.0	Annealed	8*	2	3	1000
>1.3 ≤2.0	Annealed	10	2	3	1200
>1.3 ≤2.0	Toughened†	6	2	3	1000
>1.3 ≤2.0	Toughened†	8	No limit	No limit	No limit
>1.3 ≤2.0	Laminated† ‡	6	2	3	1000
>1.3 ≤2.0	Laminated† ‡	8	2	3	1200
>1.3 ≤2.0	Laminated† ‡	10	No limit	No limit	No limit
>2.0 ≤2.6	Annealed	8*	1	2	1200
>2.0 ≤2.6	Annealed	10	2	3	1000
>2.0 ≤2.6	Annealed	12	2	3	1200
>2.0 ≤2.6	Toughened†	8	No limit	No limit	No limit
>2.0 ≤2.6	Toughened†	10	No limit	No limit	No limit
>2.0 ≤2.6	Laminated† ‡	8	1	2	1200
>2.0 ≤2.6	Laminated† ‡	10	2	3	1200
>2.0 ≤2.6	Laminated† ‡	12	No limit	No limit	No limit
>2.6 ≤3.0	Annealed	10	1	2	1200
>2.6 ≤3.0	Annealed	12	2	3	1000
>2.6 ≤3.0	Toughened†	10	No limit	No limit	No limit
>2.6 ≤3.0	Toughened†	12	No limit	No limit	No limit
>2.6 ≤3.0	Laminated† ‡	10	2	3	1000
>2.6 ≤3.0	Laminated† ‡	12	2	3	1200

* Minimum 10 mm for side panels (refer 305.1.3). † Safety glazing material Grade A to AS/NZS 2208 (refer Appendix 3.B) ‡ Based on total glass thickness only (interlayer thickness not included and should be added)

NOTE:
(1) Heights above 3.0 m require specifc design.
(2) Adequate edge cover is required to retain the glass under load (refer 303.2, and tables 25 & 27 of NZS 4223:Part 1).
(3) Safety glass design is based on a maximum 0.45 kPa ULS pressure.
(4) Refer to 303.4 for a definition of unframed edges.

BRACING // TRACKLOK®

TRACKLOK®

The TRACKLOK® suite of products have been specifically designed and extensively tested to secure partition walls and glazing lines to structure over. TRACKLOK® products use logic, specific engineering and real world experience to ensure optimum performance in SLS (Service Limit State) and ULS (Ultimate Limit State). The TRACKLOK® range offers architects, structural engineers and construction professionals an easy to use, cost effective and comprehensive bracing solution.

The range of bracing solutions include:

- TRACKLOK® - allows you to connect directly through the partition head, starter or glazing pocket.
- TRACKLOK® RETRO - allows from retro active installation using 10 gauge wafer tech screws to affix to head track.
- TRACKLOK® TIMBA - allows for bracing of timber framed walls using 10 gauge 35mm wood screws to affix to timber top plate.
- TRACKLOK® VERT - allows vertical bracing to mitigate service clashes.
- TRACKLOK® FLAT - allows for unlimited vertical deflection and mitigates service clashes.
- GAPLOK - allows you to take a 40mm section out of the grid, clamp GAPLOK to bridge the gap and reinstate the grid's structural integrity and allow the clearance required when a partition wall or a glazing line placement may coincide with the main runners or nogs of two-way grid.

The range complies to and provides compliance with AS/NZS 1170 and AS/NZS 4219, provides compliance with NZ Building Code Clause B1 - Structure, B2 - Durability, F2 - Hazardous Building Materials and contributes to compliance with NZ Building Code Clause F6 - Visibility in Escape Routes, Clause D1 - Access Routes.

Installation

Must be installed in accordance with manufacturers specification and within the parameters of AS/NZS1170. Install sheets are available online and in every box of TRACKLOK® | TRACKLOK® RETRO | TRACKLOK® TIMBA | TRACKLOK® VERT | TRACKLOK® FLAT | GAPLOK. Partition walls must be installed as per manufacturers recommendation. Create a minimum clearance of 10mm from unit to ceiling tile and/or grid. Installation at centres and configurations as referenced in set out sheets. Set out sheets cover standard partitioning requirements; construction outside of available set out sheet information will require consultation and approval. Approved seismic fixings to be used for attachment to structure over. Architect and/or Structural engineer and relevant regulatory bodies must approve variations of installation. Bracing material must be fixed with 10-gauge drill point wafer head tech screws. Steel bracing material must be 64mm .50 - .55 BMT or 92mm .50 - .55 BMT. Although all aluminium head track with a material thickness of 1.3mm – 1.8mm is acceptable for use, we do not take responsibility or liability for performance of, or installation of partition or glazing head track. Use of .55BMT steel track, as head section is not permitted under this specification. Installation is required 100mm – 300mm from the end of blade walls. T section walls are deemed self-supporting requiring unit to be placed at distance specified by the set out sheets. The unit must not be deformed or altered in any way. Ceiling void heights over 2.0 meters require stud bracing to be boxed. Continuous head track over door requires unit to be installed on latch side, broken head track over door requires units to be installed on latch side and hinge side. Tenancy changes requiring walls to be moved require new units to be installed.

Limitations

For interior application only. Designed to secure standard steel, aluminium and timber partition walls and glazed walls. Not applicable for supporting walls constructed from concrete, tilt slab or block. Structural engineer and regulatory body must seismically approve configurations outside of specifications. The unit and or bracing material must not be used as an anchor point or fixing point by associated trades. Use of this product does not increase the seismic load capacity of installed ceiling grid.

BRACING // TRACKLOK®

Detail drawings

TRACKLOK®

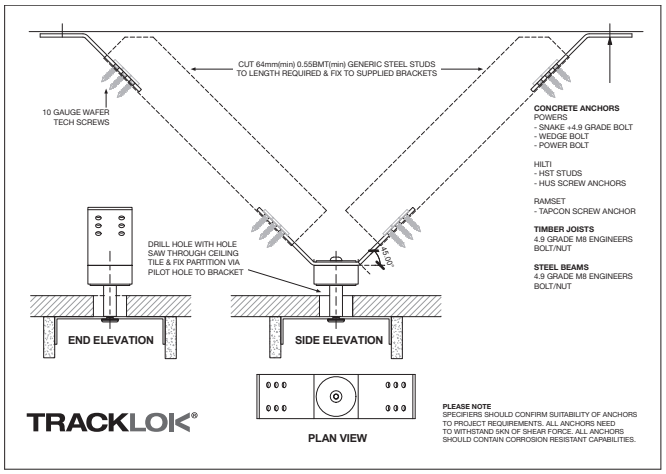

TRACKLOK® RETRO

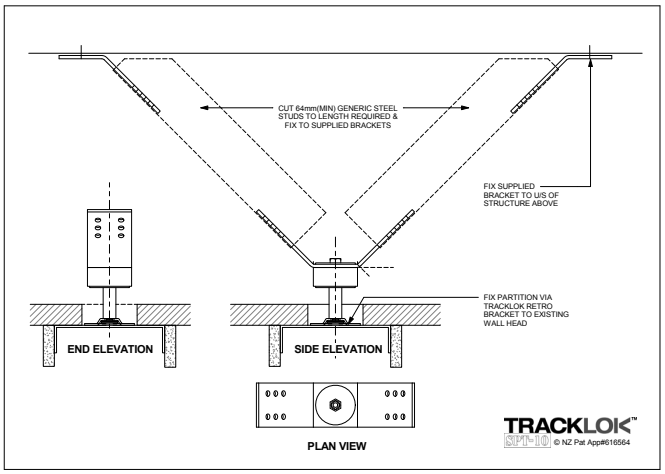

TRACKLOK® TIMBA

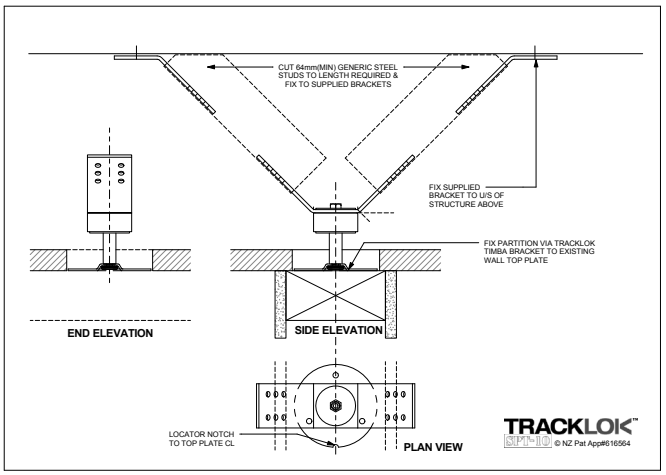

TRACKLOK® FLAT

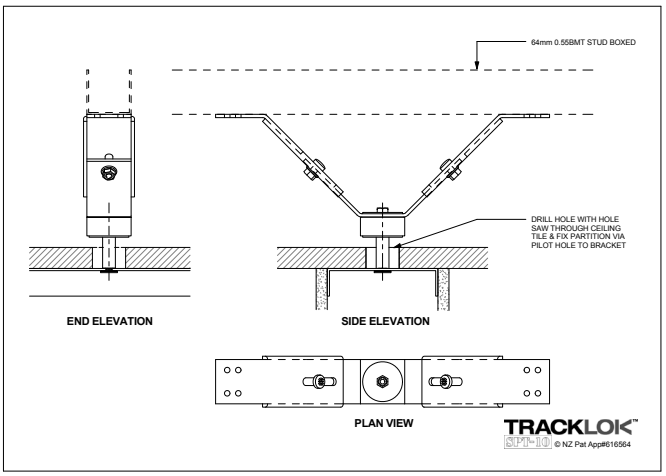

GAPLOK

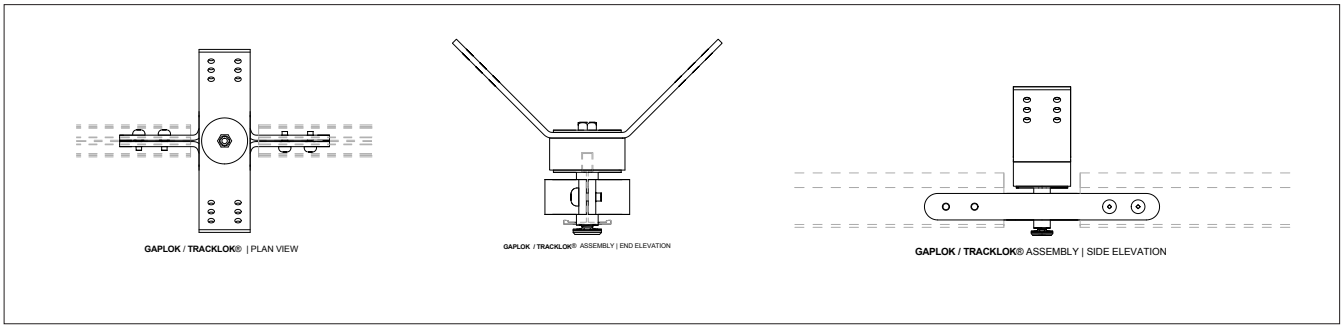

BRACING // TRACKLOK®

SETOUT POSITIONS - CHART ONE

Bracing around small rooms

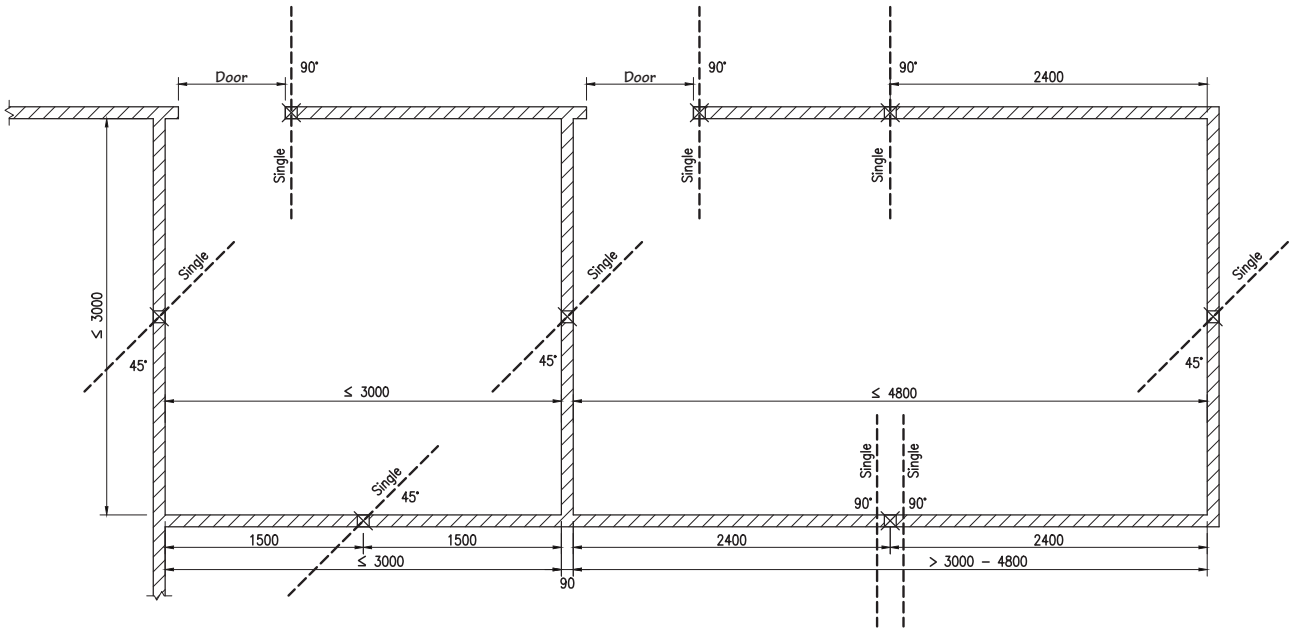

Bracing between return walls

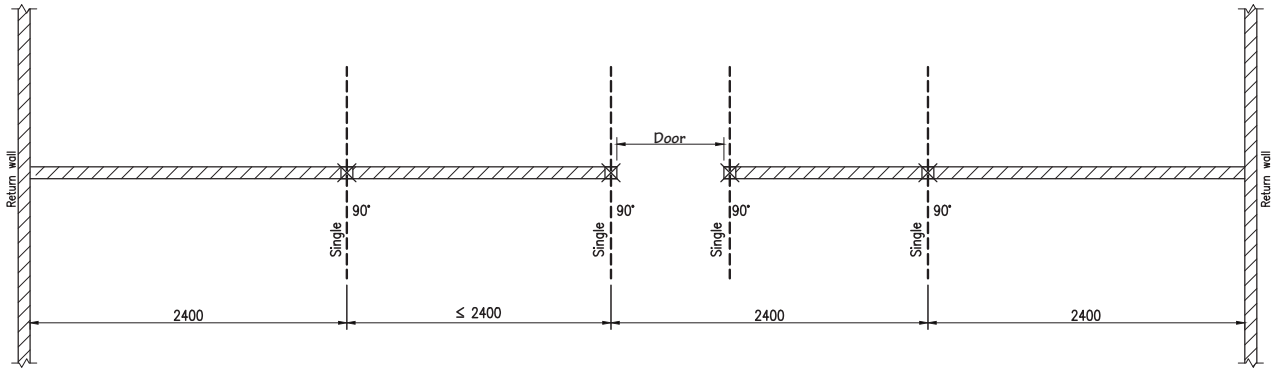

Straight walls with no return walls

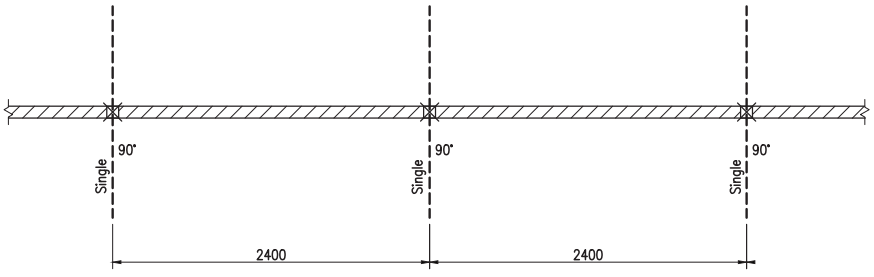

TRACKLOK®
RETRO TIMBA VERT

AUCKLAND all levels
WELLINGTON up to 3.0m above ground
CHRISTCHURCH up to 6.0m above ground

NOTES

1. Height (m) is to floor above partition.
2. Spacings based on horizontal load < 0.75 kN/m
3. Allows for 50mm of inter story drift.
4. For wall heights up to 3.0m.
5. For wall weights up to 40kg per m2.

For wall weights heavier than 40kg per m2 and for Importance Level 3 and 4 Buildings please contact TRACKLOK® Ltd.

BRACING // TRACKLOK®

SETOUT POSITIONS - CHART TWO

Bracing around small rooms

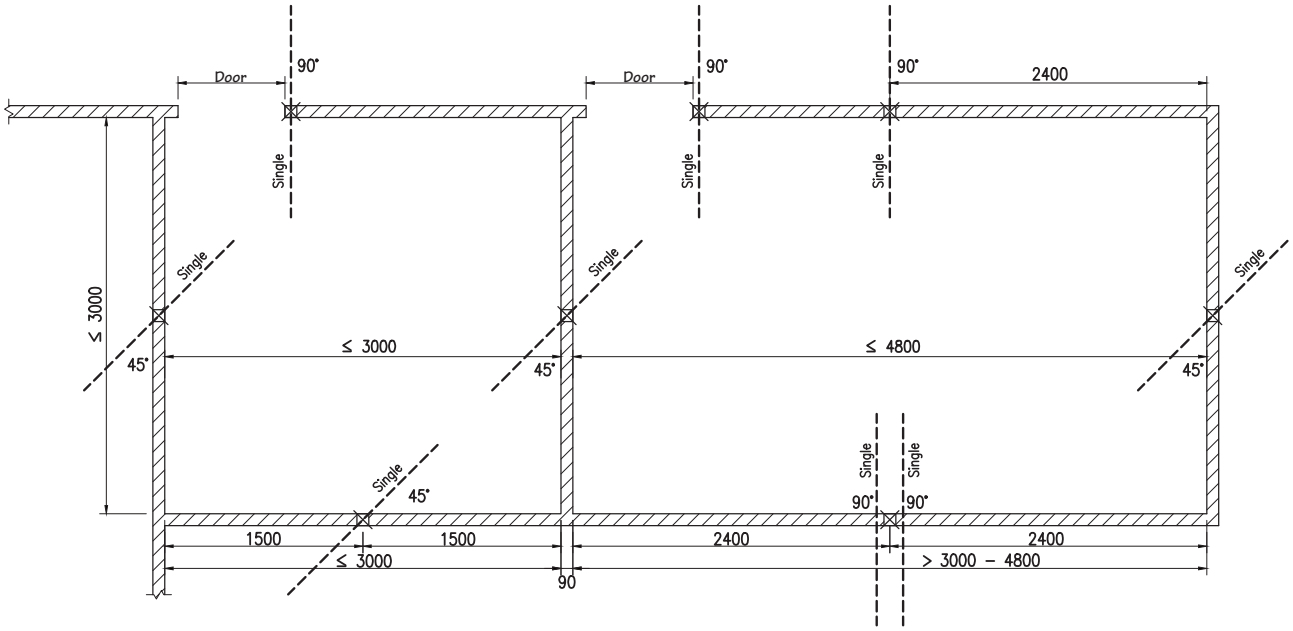

Bracing between return walls

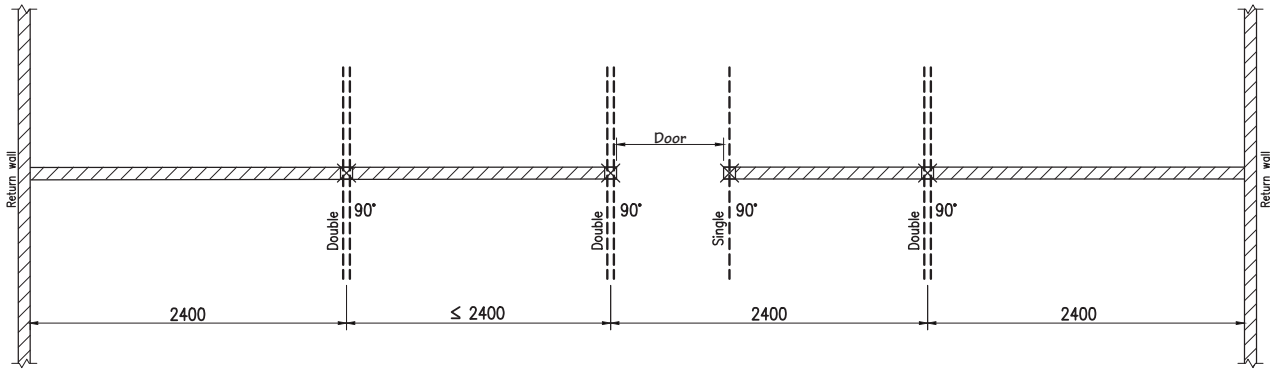

Straight walls with no return walls

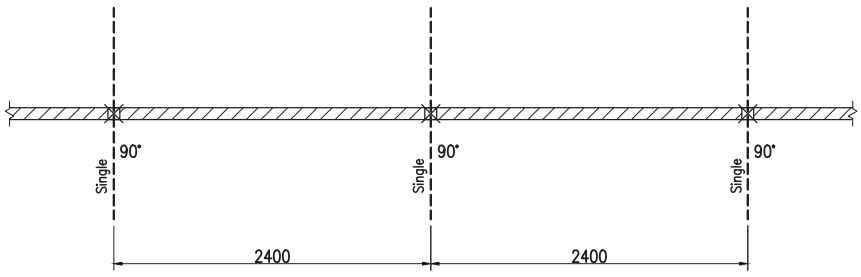

TRACKLOK® RETRO TIMBA VERT

WELLINGTON from 6.0m to 9.0m above ground
CHRISTCHURCH above 9.0m from ground

NOTES

1. Height (m) is to floor above partition.
2. Spacings based on horizontal load < 1.20 kN/m
3. Allows for 50mm of inter story drift.
4. For wall heights up to 3.0m.
5. For wall weights up to 40kg per m2.

For wall weights heavier than 40kg per m2 and for Importance Level 3 and 4 Buildings please contact TRACKLOK® Ltd.

BRACING // TRACKLOK®

SETOUT POSITIONS - CHART THREE

Bracing around small rooms

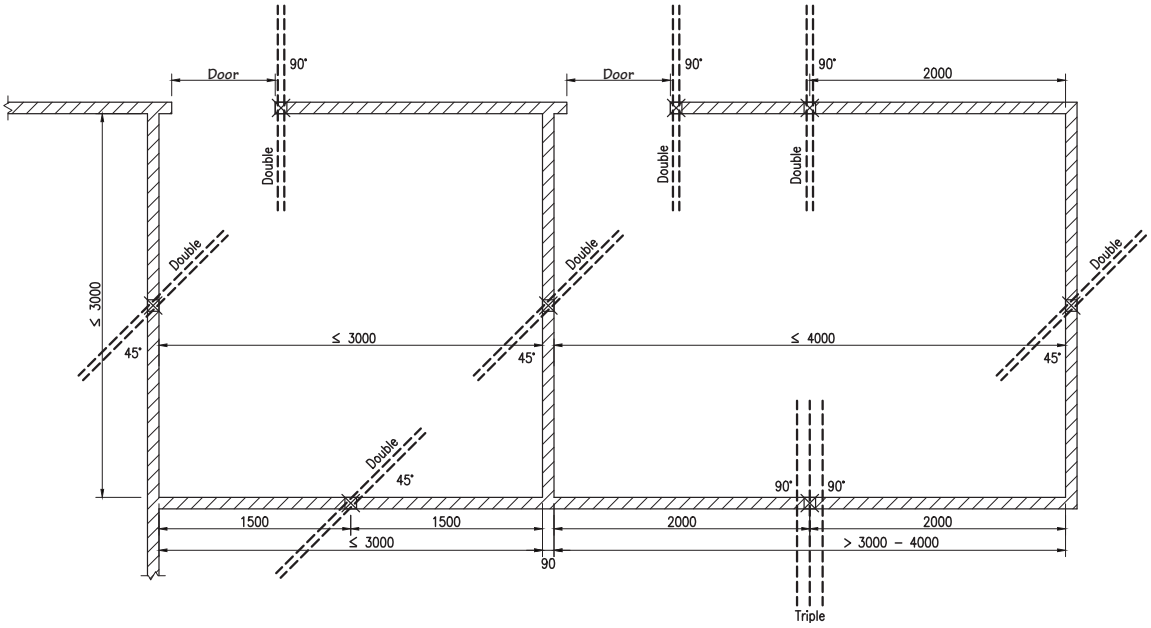

Bracing between return walls

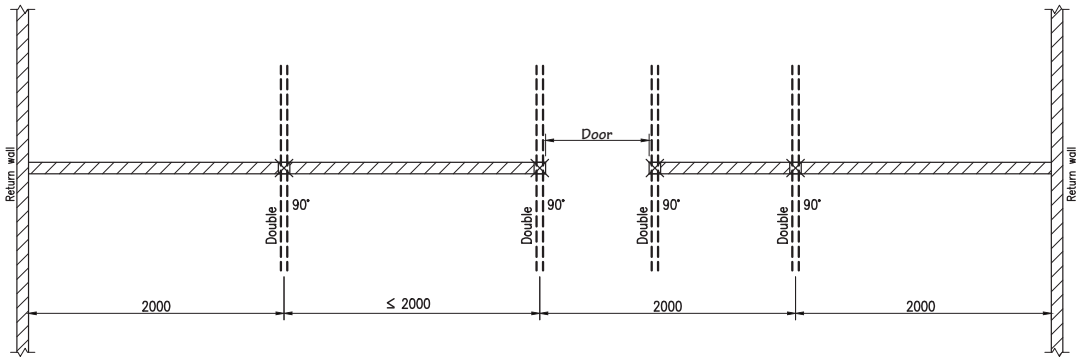

Straight walls with no return walls

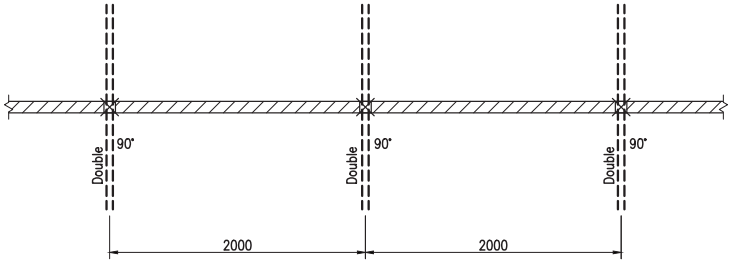

TRACKLOK® RETRO TIMBA VERT

WELLINGTON above 12.0m from ground

NOTES

1. Height (m) is to floor above partition.
2. Spacings based on horizontal load < 1.60 kN/m
3. Allows for 50mm of inter story drift.
4. For wall heights up to 3.0m.
5. For wall weights up to 40kg per m2.

For wall weights heavier than 40kg per m2 and for Importance Level 3 and 4 Buildings please contact TRACKLOK® Ltd.

SPECIFICATION

ONLINE RESOURCES

Masterspec branded sections for download are available from the following resources.
All Potter Interior Systems aluminium partitions are covered in the relevant section:

5211PP POTTER ALUMINIUM INTERNAL PARTITIONS

www.masterspec.co.nz

Masterspec is the leading specification system in New Zealand's construction industry used by over 1,100 design practices, providing detailed specification resources that can be easily modified to suit any project.

www.potters.co.nz

Potter Interior Systems are experts in the distribution of quality products and proven solutions to the commercial construction market throughout New Zealand. Our services include aluminium partitions, suspended ceiling grid and panels, insulation, and whiteboards, pinboards and acoustic wall coverings.

www.eboss.co.nz

EBOSS, the online technical library for the building and construction industries, designed by design professionals for design professionals. EBOSS goal is to provides specifiers with the information they require, in the format that best suits their needs.

www.productspec.co.nz

Productspec allows industry professionals to easily source and specify architecture, design and landscape products, access technical specifications, environmental data, and download CAD & BIM content.

www.archipro.co.nz

Archipro is a unique online architectural digital design magazine that acts as a visual database and a directory of architects, architectural designers, manufactures + suppliers, and interior designers.

SUSTAINABILITY

DECLARE

Potter Interior Systems aluminium partition suites carry Declare labeling.
Declare; the ingredient label for building products. It's a nutrient label for the building industry, that ensures consumers have all the information about the products they buy. Declare states where the product is made, if it contains any red list chemicals and it's end-of-life options.

Potter Interior Systems, believe that product transparency is crucial to increasing the availability of healthy products in the marketplace. We will continue to strive for more of our products to join our Declare family, in commitment to the mission of creating change in the industry.

THE NEW ZEALAND GREEN BUILDING COUNCIL (NZGBC)

Potter Interior Systems is a member of the NZGBC. The NZGBC is a not-for-profit,industry organisation with the vision that New Zealanders live, work and play in healthy, efficient and productive buildings in a sustainable built environment.

ENSURING A SUSTAINABLE FUTURE

Potter Interior Systems supply goods from industry leaders in environmental sustainability and awareness. Below is our current range of goods which are certified by Environmental Choice NZ and Australia. Review our website for more detailed information on their products and commitment www.potters.co.nz

USG is an industry leader of manufacturing interior products with a proud heritage spanning more than 100 years. USG understands the need to safeguard the world around us and protect the vital natural resources we all share. Long before conservation became a mainstream concern, USG was finding innovative ways to reduce waste, operate efficiently and transform manufacturing byproducts into valuable new resources.

INEX is the leading producer of aluminium extrusions in New Zealand. It has the capacity to produce in excess of 14,000 tonnes per annum. As a market leader, INEX strives to set new criteria in environmental management issues and is working to ensure sustainability for aluminium extrusion and its future. INEX is the only extruder in Australasia to recycle its scrap back to a primary producing smelter to produce aluminium billet. This recycling process reduces the energy requirement in the manufacturing process without compromising the high quality requirement of the product. INEX recognise that sustainability, both economically and environmentally, must be part of a long-term strategic approach.

ALUMINIUM

Aluminium is the most common metal element in the earth's crust accounting for seven percent of its mineral makeup. The current estimates of reserves of aluminium using today's consumption rate are estimated to be several hundreds of years of global reserves.

Unlike timber, plastic, ceramics, fibrous plaster and many other products, aluminium can be recycled indefinitely due to its high intrinsic value. Aluminium is also the most cost-effective metal or material to be recycled thus reducing landfill by 5-8% every year.

Aluminium has been recycled since it was first commercially produced and today recycled aluminium accounts for one-third of global consumption worldwide. Recycling is an essential part of the aluminium industry and makes good sense economically, technically and ecologically. All aluminium products retain value, even at the end of their useful life, which guarantees that it is possible to continue to create value by recycling them into new products.

2.1 A SERIES 105

SUITE OVERVIEW

A Series 105 provides a central line glazing with numerous configurations and design options offering a complete partition system for plasterboard and glazing.

A Series 105 has the following features:
» Standard profile size of 105mm x 25mm or 105mm x 50mm
» Standard wall size based on 64mm steel stud with one layer of plaster board on each side
» Can accommodate glass thicknesses between 6mm - 12.38mm
» Door thicknesses between 38mm - 50mm can be used.
» Shadowline details optional

TECHNICAL SERVICES + SPECIFICATION

Technical advice is available from our experienced team. Please see our company information page for your closest team, or email specsupport@potters.co.nz

The Potter Interior Systems product catalogue is hosted on www.potters.co.nz, EBOSS website www.eboss.co.nz and Productspec website www.productspec.co.nz

CAD details are either individual components or fully assembled details for convenient transfer to specifiers drawings.
The file formats available for download are .DWG, .DXF, .DWF, .PDF and Autodesk Revit .RVT

Specifcations are also available online with Masterspec branded section 5211PP POTTER ALUMINIUM INTERNAL PARTITIONS from the following resources.

www.potters.co.nz
www.eboss.co.nz
www.masterspec.co.nz
www.productspec.co.nz

POTTER
INTERIOR SYSTEMS

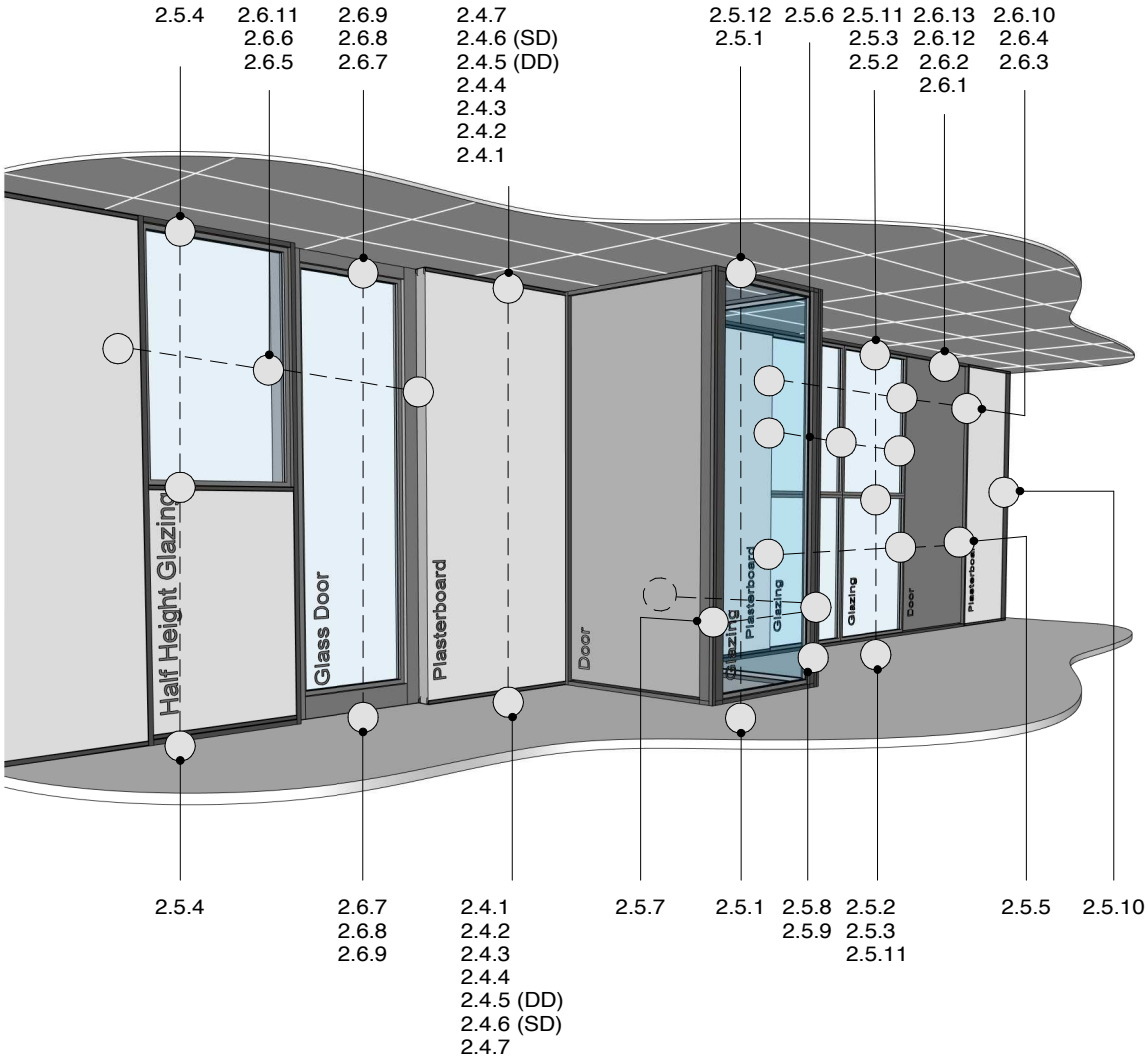

TIPS FOR ARCHITECTS AND DESIGNERS:
TYPICAL FOR ALL SUITES

- 6MM - 12.38MM MAXIMUM LAMINATED GLASS SIZE
- 13MM PLASTERBOARD ONLY
- 105MM PROFILES = 64MM STUD
- 132MM PROFILES = 92MM STUD
- SD = SINGLE/DOUBLE ACOUSTIC WALL LININGS
- DD = DOUBLE/DOUBLE ACOUSTIC WALL LININGS
- FOR SOUND TRANSMISSION CLASS POINTS (STC) REFER TO THE POTTERS WEBSITE WWW.POTTERS.CO.NZ IN THE “PARTITIONING” SECTION

POTTER ALUMINIUM SYSTEMS
A SERIES 105 DETAIL REFERENCES

CSR

POTTER
INTERIOR SYSTEMS

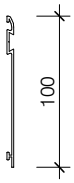

PAS009
100MM SKIRTING

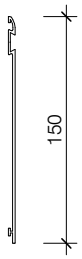

PAS009/B
150MM SKIRTING

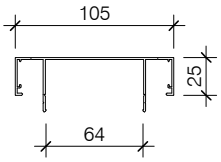

PAS010
105 HEAD/SILL TRACK

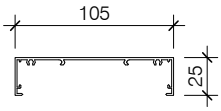

PAS010/A
105 CAPPING HEAD/FRAME

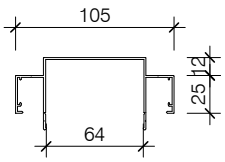

PAS010/C
105 SHADOWLINE HEADTRACK

PAS010/R
105 HEAD-SILL TRACK

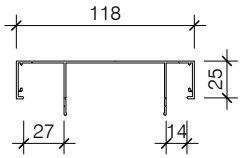

PAS010/SD
105 HEAD/SILL TRACK 3 LAYERS

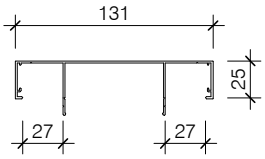

PAS010/DD
105 HEAD/SILL TRACK 4 LAYERS



PAS011/A
105 FLAT TERMINATION CAP

PAS011/D
105 JOINING PLATE

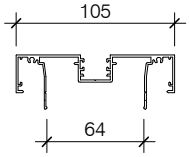

PAS014
105 PLASTERBOARD POCKET CAPPING FRAME

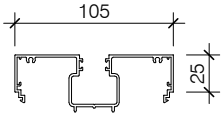

PAS014/A
105 GLAZING ADAPTOR

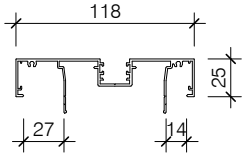

PAS014/SD
105 PLASTERBOARD POCKET CAPPING FRAME 3 LAYERS

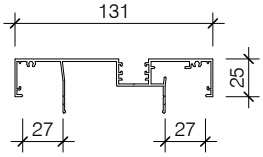

PAS014/DD
105 PLASTERBOARD POCKET CAPPING FRAME 4 LAYERS

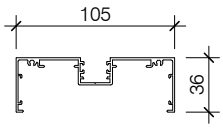

PAS015
105 MEDIUM POCKET CAPPING/FRAME

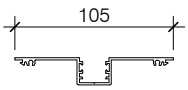

PAS016
105 SNAP IN POCKET

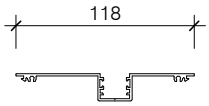

PAS016/SD
105 SNAP IN POCKET 3 LAYERS

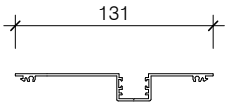

PAS016/DD
105 SNAP IN POCKET 4 LAYERS

PAS017
105 SNAP IN DOORSTOP UP TO 40MM DOORS

PAS018
105 SNAP IN DOORSTOP UP TO 50MM DOORS

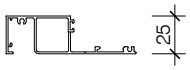

PAS019
105 WIDELINE GLAZING SILL

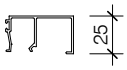

PAS020
105 GLAZING BEAD

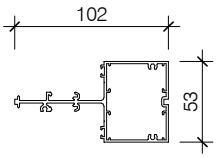

PAS021/B
105 GLAZING SILL/TRANSOM

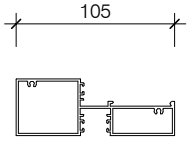

PAS021/A
105 GLAZING SILL/TRANSOM

PAS022
105 TRANSOM BEAD

PAS023
105 POCKET FLUSH FILLER

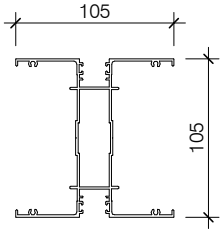

PAS024
105 GLAZING CORNER POST

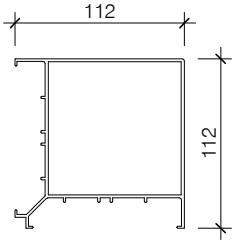

PAS024/JX
105 CORNER POST

POTTER ALUMINIUM SYSTEMS
A SERIES 105 STANDARD SUITE PROFILES

2.3.1	1:5@A4	A 23/05/16	0800 POTTER (0800 768 837) WWW.POTTERS.CO.NZ
SHEET	SCALE	ISSUED DATE	SUBJECT TO CHANGE WITHOUT NOTICE

CSR

POTTER
INTERIOR SYSTEMS

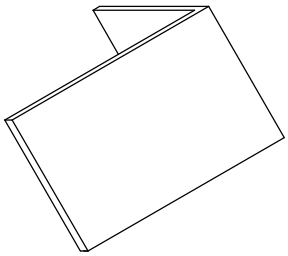

PASACC STAKE 1

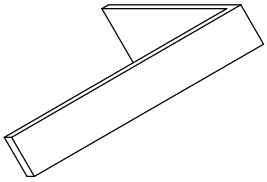

PASACC STAKE 3

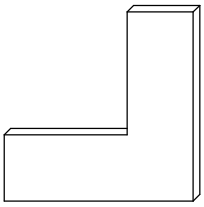

PASACC STAKE 6



PASACC STAKE 7

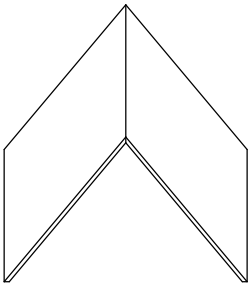

PASACC STAKE 8

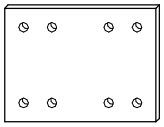

PASACC STAKE 9

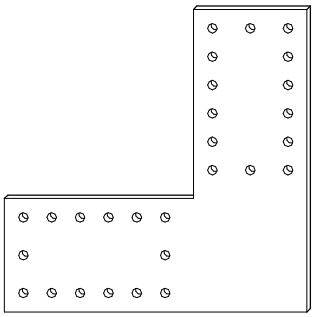

PASACC STAKE 10

ACE CAPTIVE
WEDGE

JAMBSEAL INFILL

PASACC 009
BLACK/GREY
SKIRTING INFILL

UNIVERSAL
JAMBSEAL

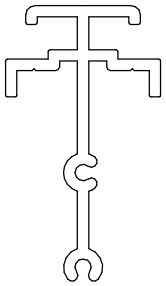

GLAZING POST
SPIGOT

POTTER
INTERIOR SYSTEMS

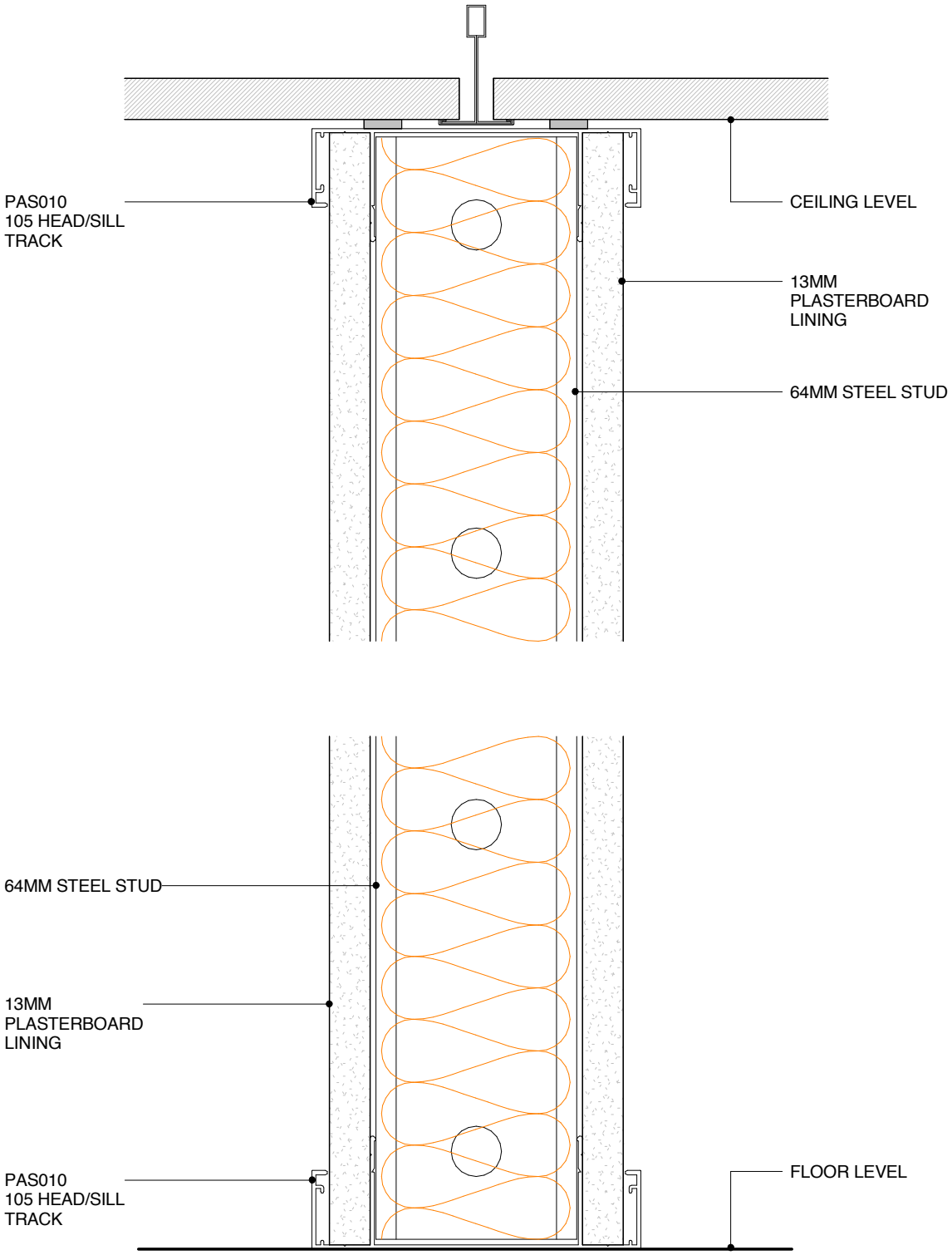

POTTER ALUMINIUM SYSTEMS
A SERIES 105 64MM - STEEL STUD WALL
CROSS SECTION

2.4.1	1:2@A4	A 23/05/16	0800 POTTER (0800 768 837) WWW.POTTERS.CO.NZ
SHEET	SCALE	ISSUED DATE	SUBJECT TO CHANGE WITHOUT NOTICE

CSR

POTTER
INTERIOR SYSTEMS

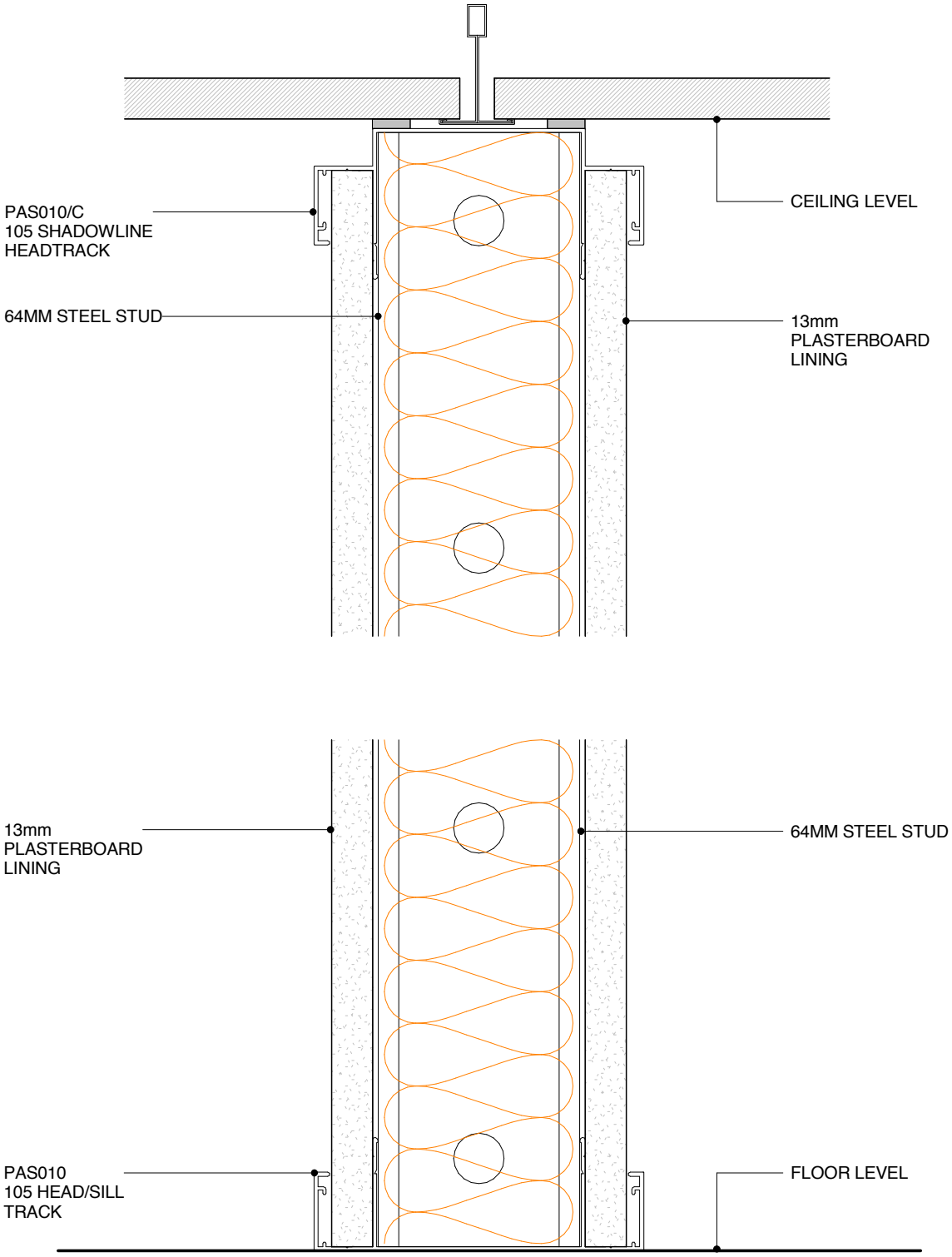

POTTER ALUMINIUM SYSTEMS
A SERIES 105 64MM - STEEL STUD WALL SHADOWLINE DETAIL
CROSS SECTION

2.4.2	1:2@A4	A 23/05/16	0800 POTTER (0800 768 837) WWW.POTTERS.CO.NZ
SHEET	SCALE	ISSUED DATE	SUBJECT TO CHANGE WITHOUT NOTICE

CSR

POTTER
INTERIOR SYSTEMS

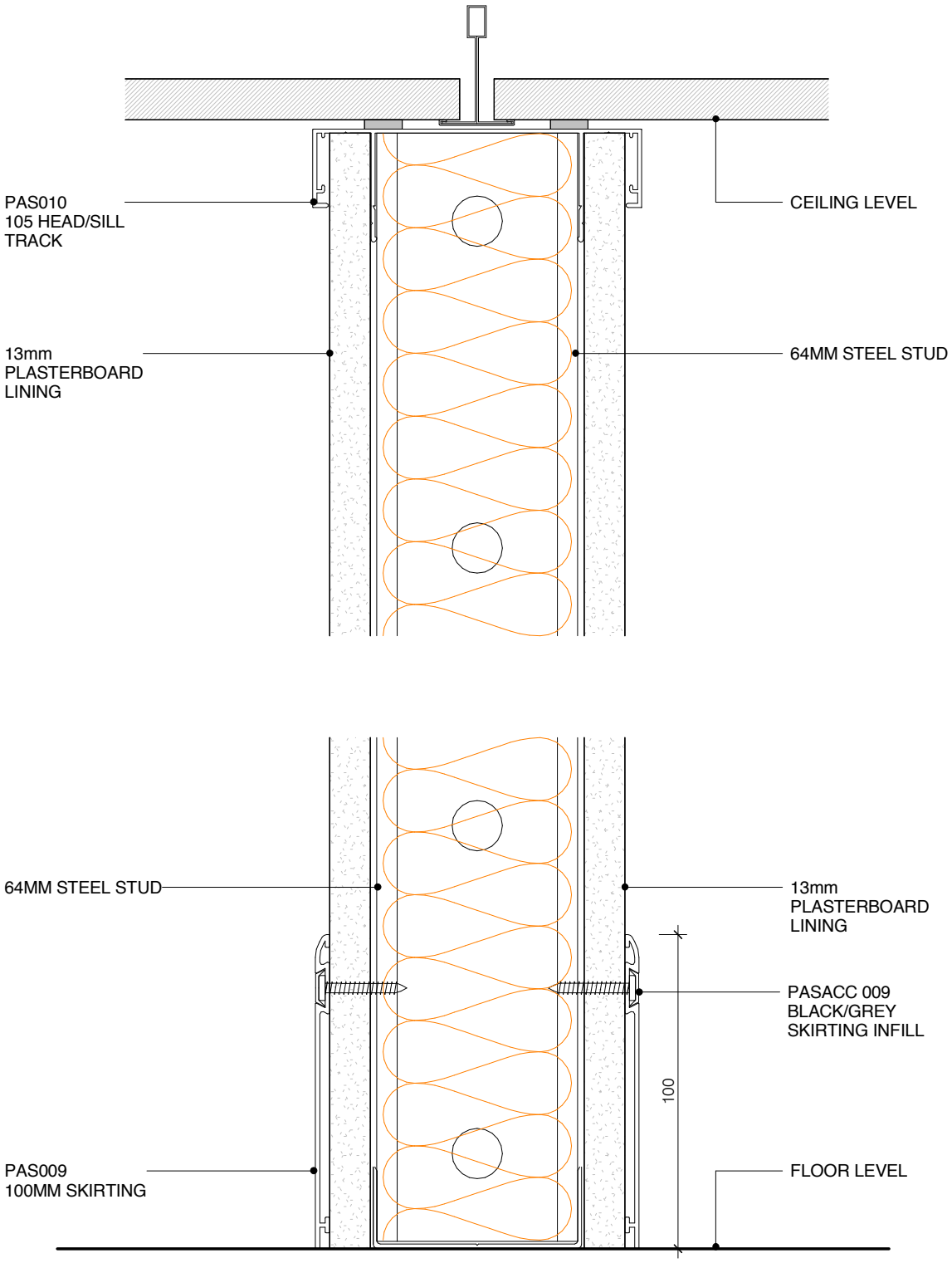

POTTER ALUMINIUM SYSTEMS
A SERIES 105 64MM - FULL HEIGHT STEEL STUD WALL SKIRTING 100MM CROSS SECTION

2.4.3	1:2@A4	A 23/05/16	0800 POTTER (0800 768 837) WWW.POTTERS.CO.NZ
SHEET	SCALE	ISSUED DATE	SUBJECT TO CHANGE WITHOUT NOTICE

CSR

POTTER
INTERIOR SYSTEMS

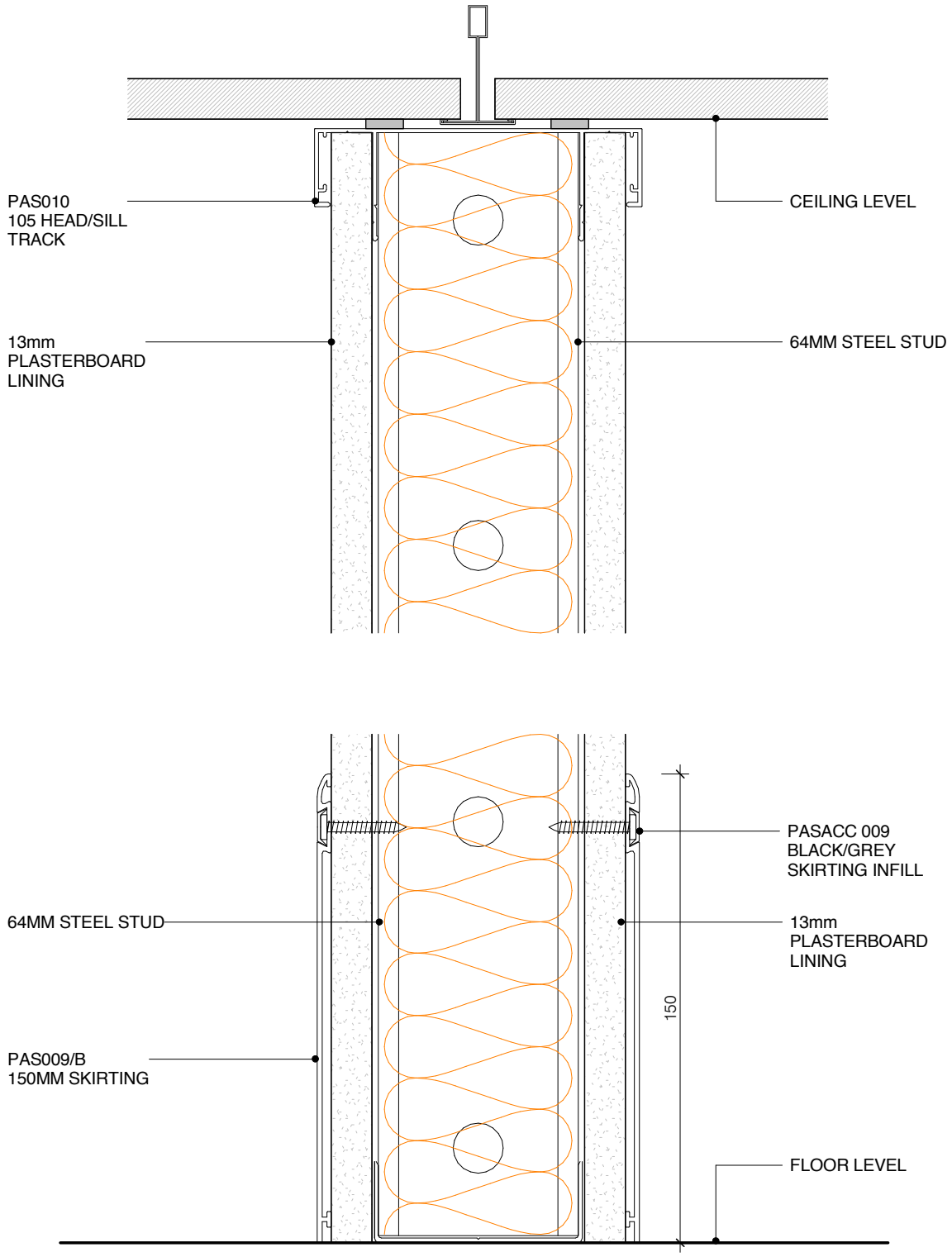

POTTER ALUMINIUM SYSTEMS
A SERIES 105 64MM - FULL HEIGHT STEEL STUD WALL SKIRTING 150MM CROSS SECTION

2.4.4	1:2@A4	A 23/05/16	0800 POTTER (0800 768 837) WWW.POTTERS.CO.NZ
SHEET	SCALE	ISSUED DATE	SUBJECT TO CHANGE WITHOUT NOTICE

CSR

POTTER
INTERIOR SYSTEMS

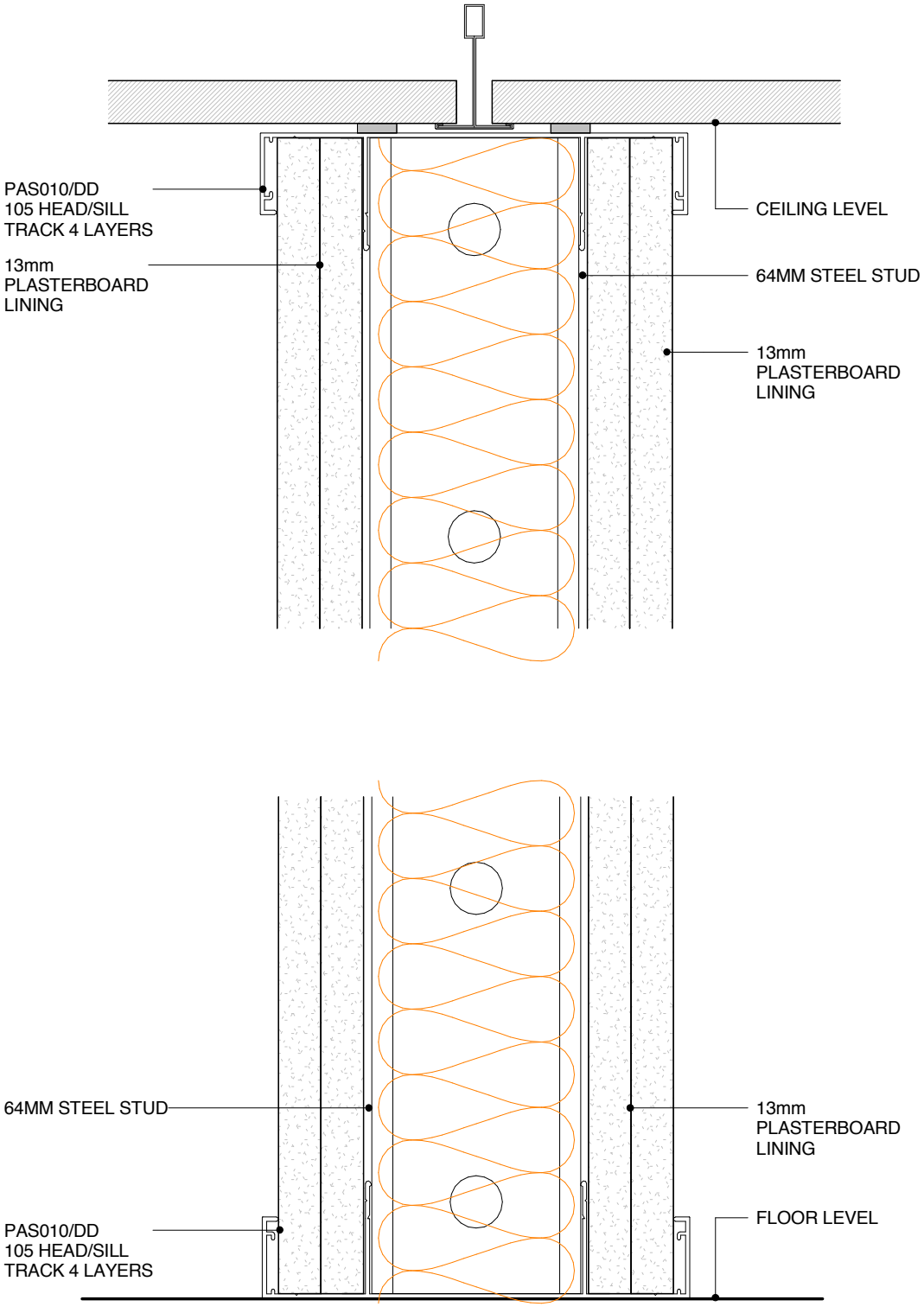

POTTER ALUMINIUM SYSTEMS
A SERIES 105 64MM - STEEL STUD ACOUSTIC WALL (4 LAYERS)
CROSS SECTION

2.4.5	1:2@A4	A 23/05/16	0800 POTTER (0800 768 837) WWW.POTTERS.CO.NZ
SHEET	SCALE	ISSUED DATE	SUBJECT TO CHANGE WITHOUT NOTICE

CSR

POTTER
INTERIOR SYSTEMS

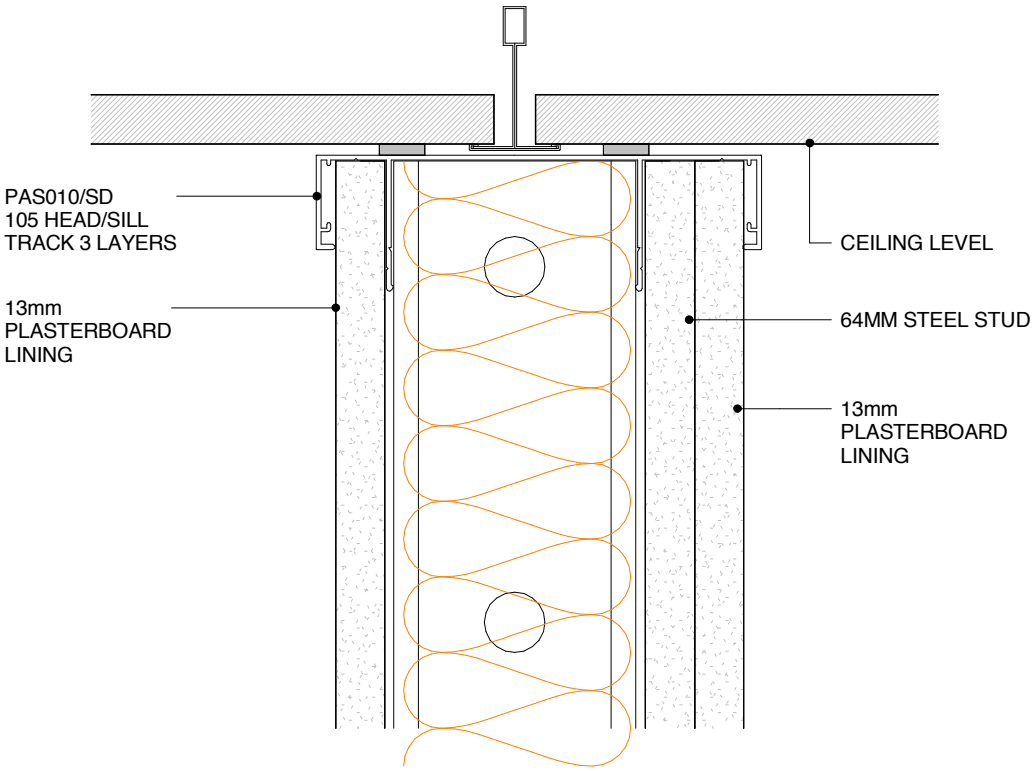

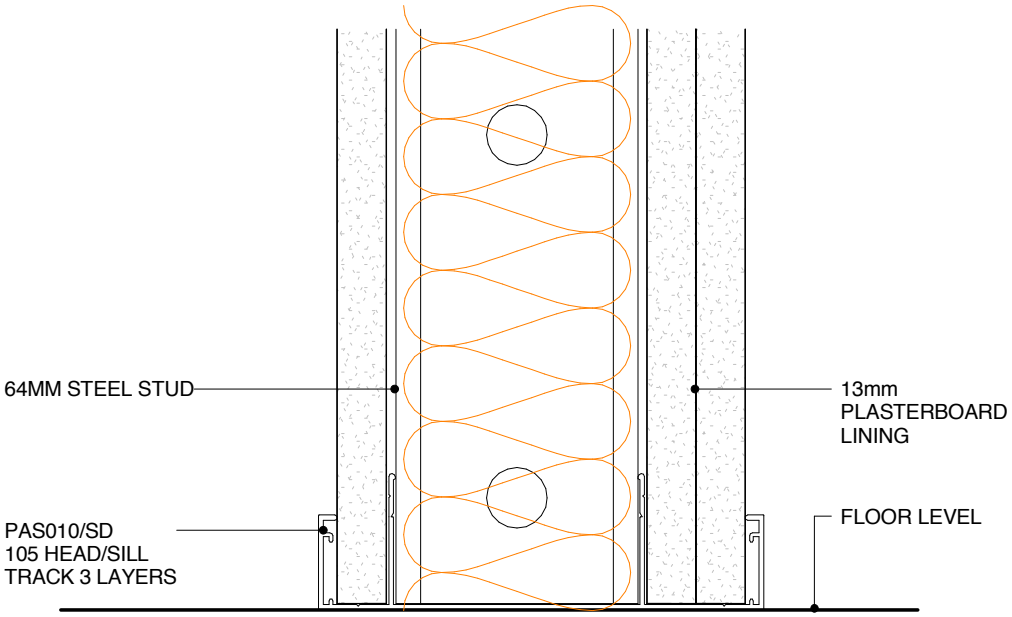

POTTER ALUMINIUM SYSTEMS
A SERIES 105 64MM - STEEL STUD ACOUSTIC WALL (3 LAYERS)
CROSS SECTION

2.4.6	1:2@A4	A 23/05/16	0800 POTTER (0800 768 837) WWW.POTTERS.CO.NZ
SHEET	SCALE	ISSUED DATE	SUBJECT TO CHANGE WITHOUT NOTICE

CSR

POTTER
INTERIOR SYSTEMS

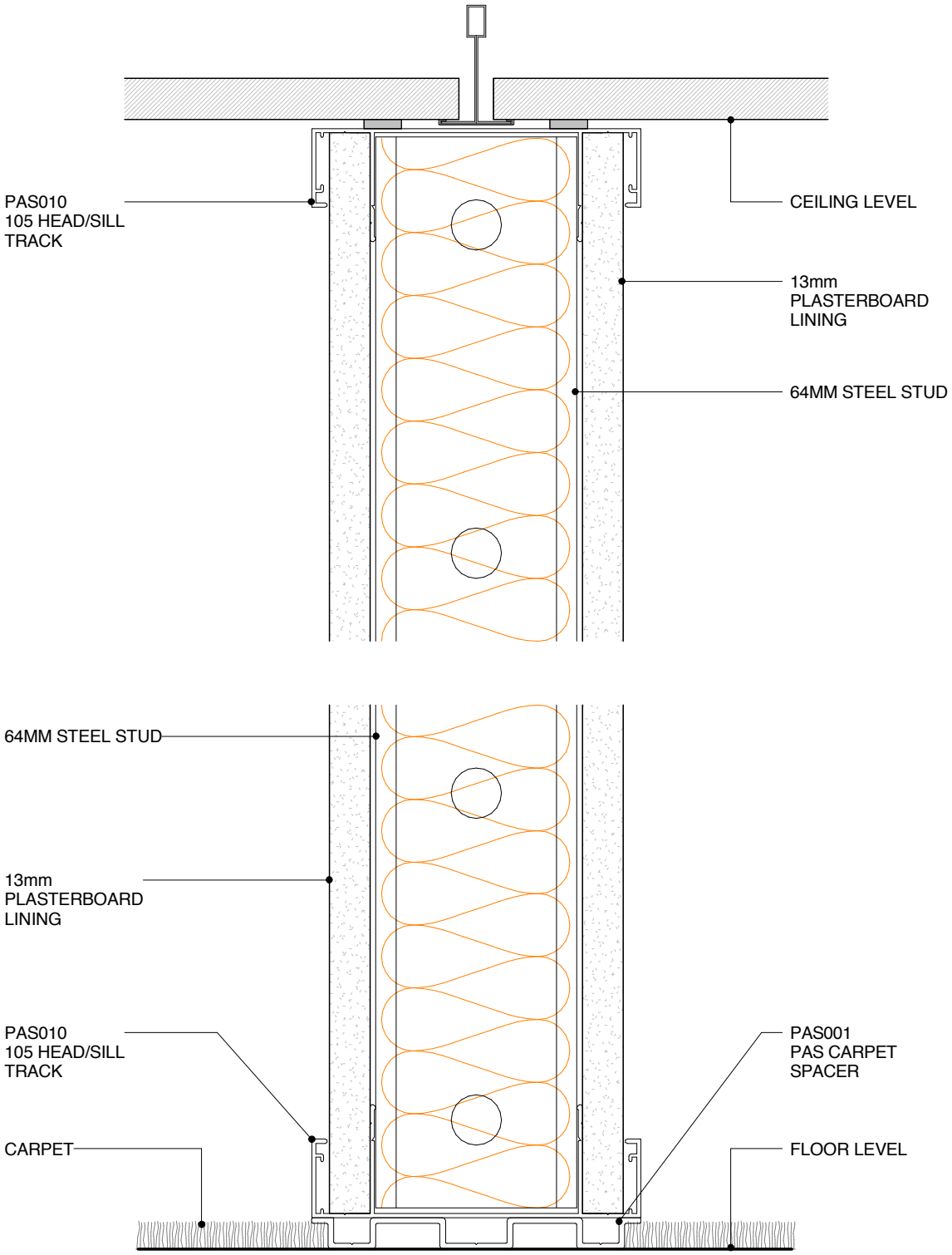

POTTER ALUMINIUM SYSTEMS
A SERIES 105 64MM - STEEL STUD WALL CARPET SPACER CROSS SECTION

2.4.7	1:2@A4	A 23/05/16	0800 POTTER (0800 768 837) WWW.POTTERS.CO.NZ
SHEET *(OLD REF X1.13)*	SCALE	ISSUED DATE	SUBJECT TO CHANGE WITHOUT NOTICE

CSR

POTTER
INTERIOR SYSTEMS

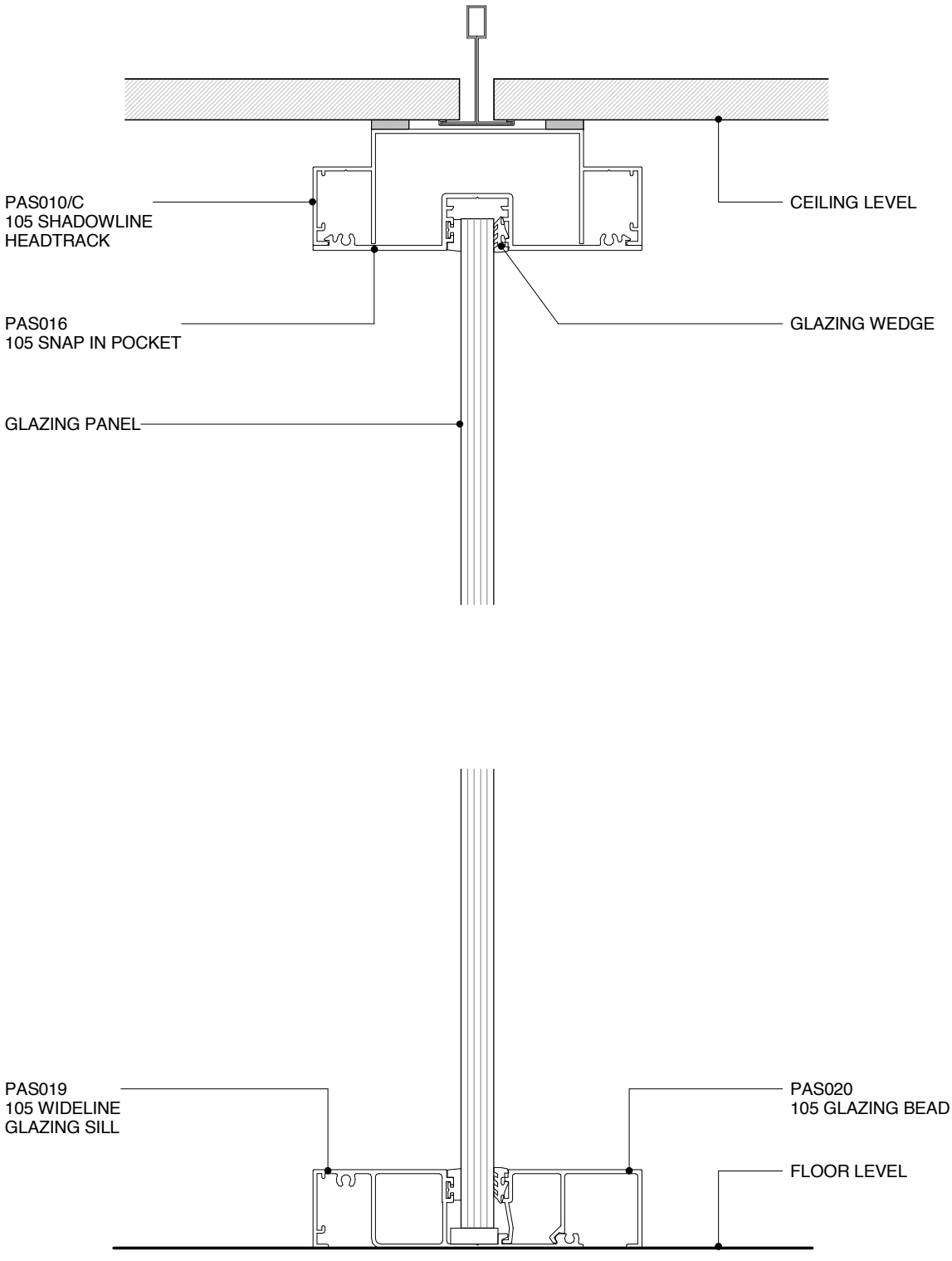

POTTER ALUMINIUM SYSTEMS
A SERIES 105 64MM - FULL HEIGHT GLAZING
CROSS SECTION

2.5.1	1:2@A4	A 23/05/16	0800 POTTER (0800 768 837) WWW.POTTERS.CO.NZ
SHEET	SCALE	ISSUED DATE	SUBJECT TO CHANGE WITHOUT NOTICE

CSR

POTTER
INTERIOR SYSTEMS

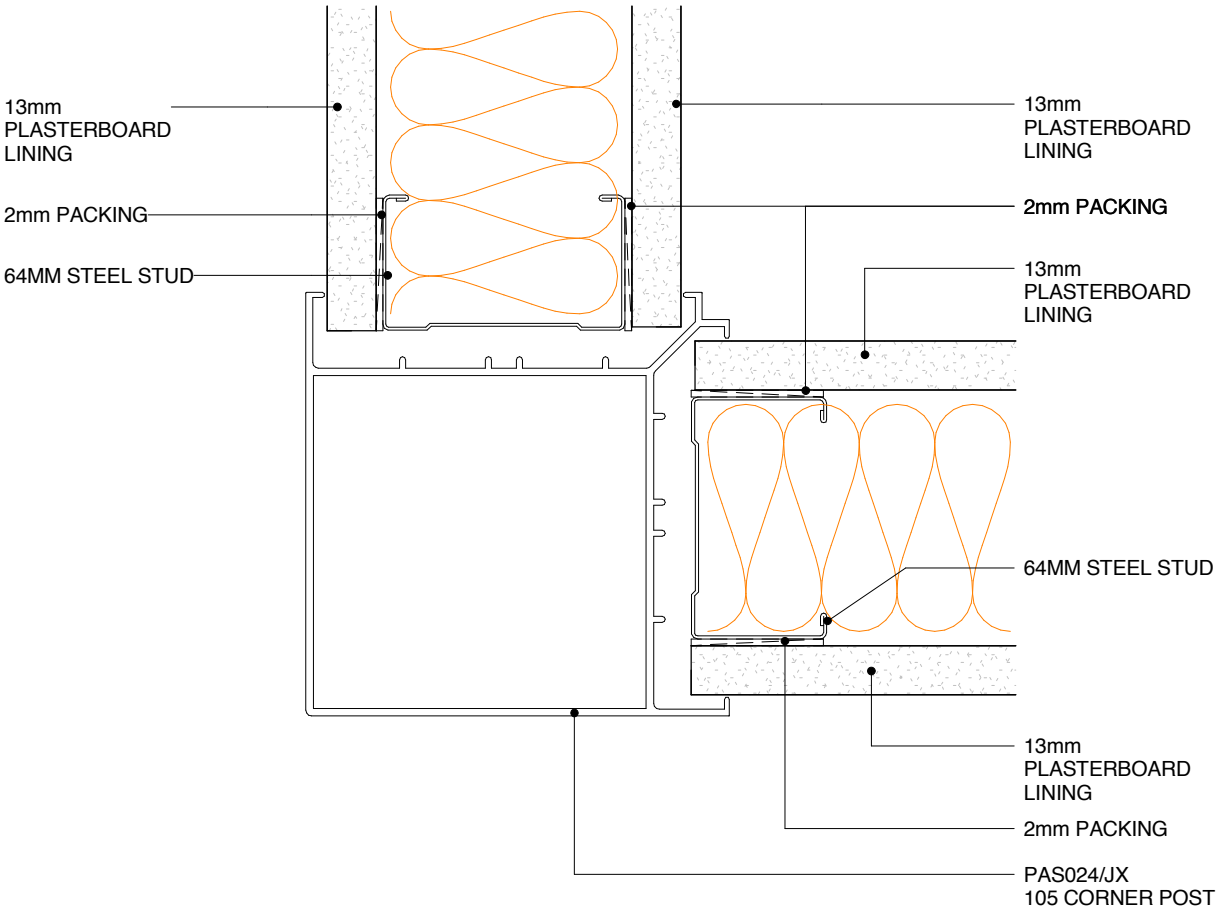

POTTER ALUMINIUM SYSTEMS
A SERIES 105 64MM - WALL CORNER POST
PLAN VIEW

2.5.10	1:2@A4	A 23/05/16	0800 POTTER (0800 768 837) WWW.POTTERS.CO.NZ
SHEET	SCALE	ISSUED DATE	SUBJECT TO CHANGE WITHOUT NOTICE

CSR

POTTER
INTERIOR SYSTEMS

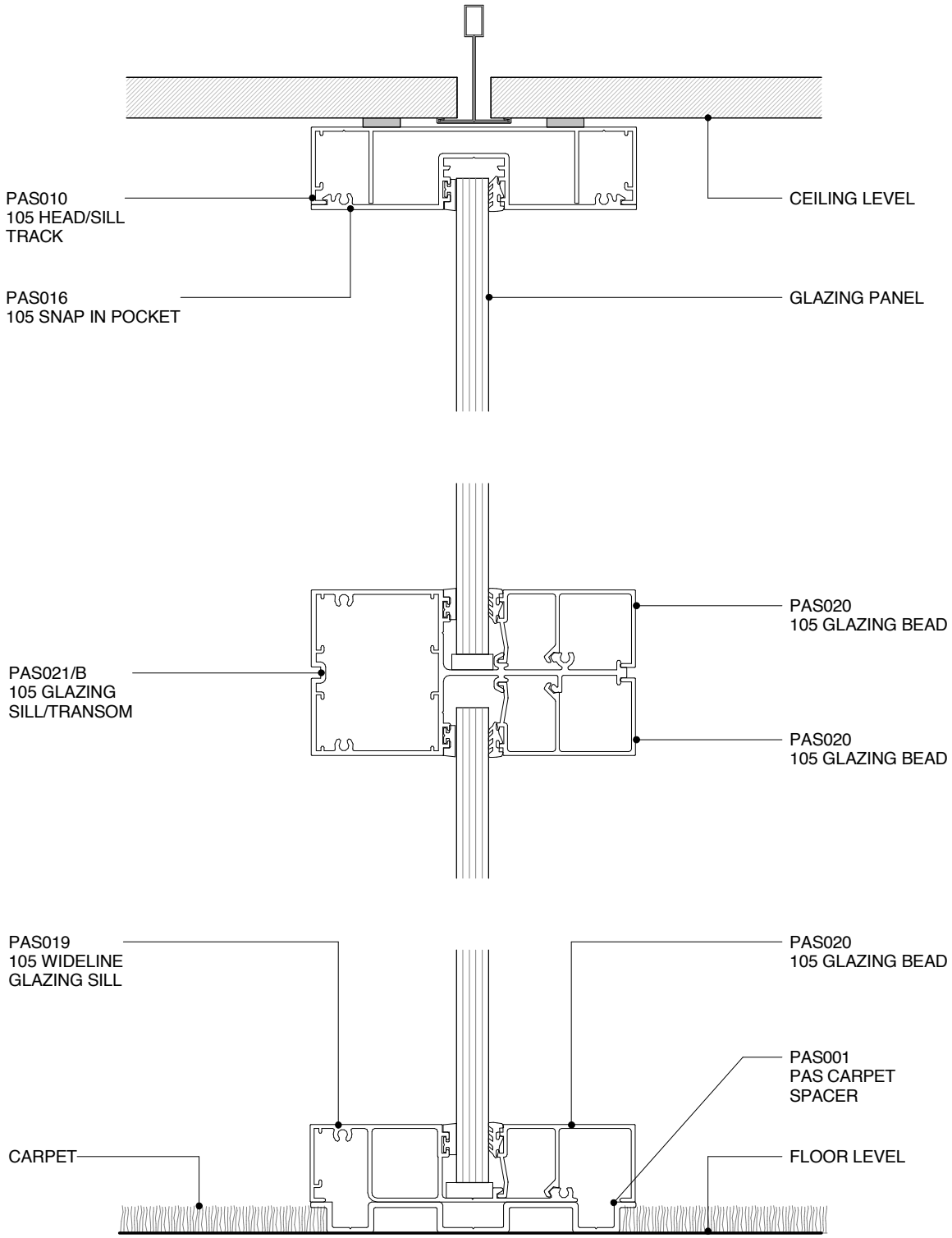

POTTER ALUMINIUM SYSTEMS
A SERIES 105 64MM - GLAZED WALL TRANSOM WITH CARPET SPACER CROSS SECTION

2.5.11	1:2@A4	A 23/05/16	0800 POTTER (0800 768 837) WWW.POTTERS.CO.NZ
SHEET *(OLD REF X1.12)*	SCALE	ISSUED DATE	SUBJECT TO CHANGE WITHOUT NOTICE

CSR

POTTER
INTERIOR SYSTEMS

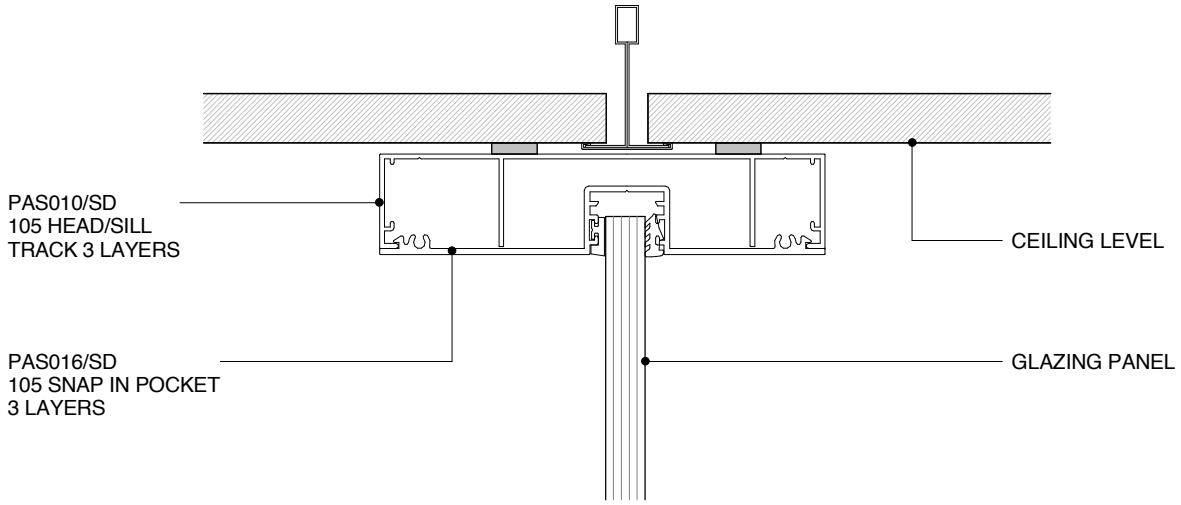

SD TRACK 3 LAYERS

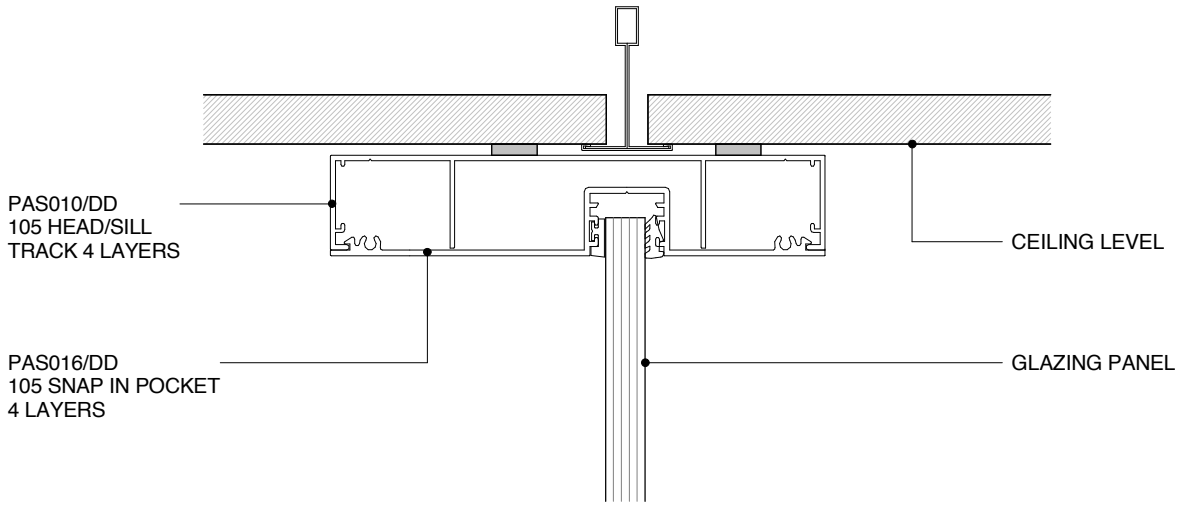

DD TRACK 4 LAYERS

POTTER
INTERIOR SYSTEMS

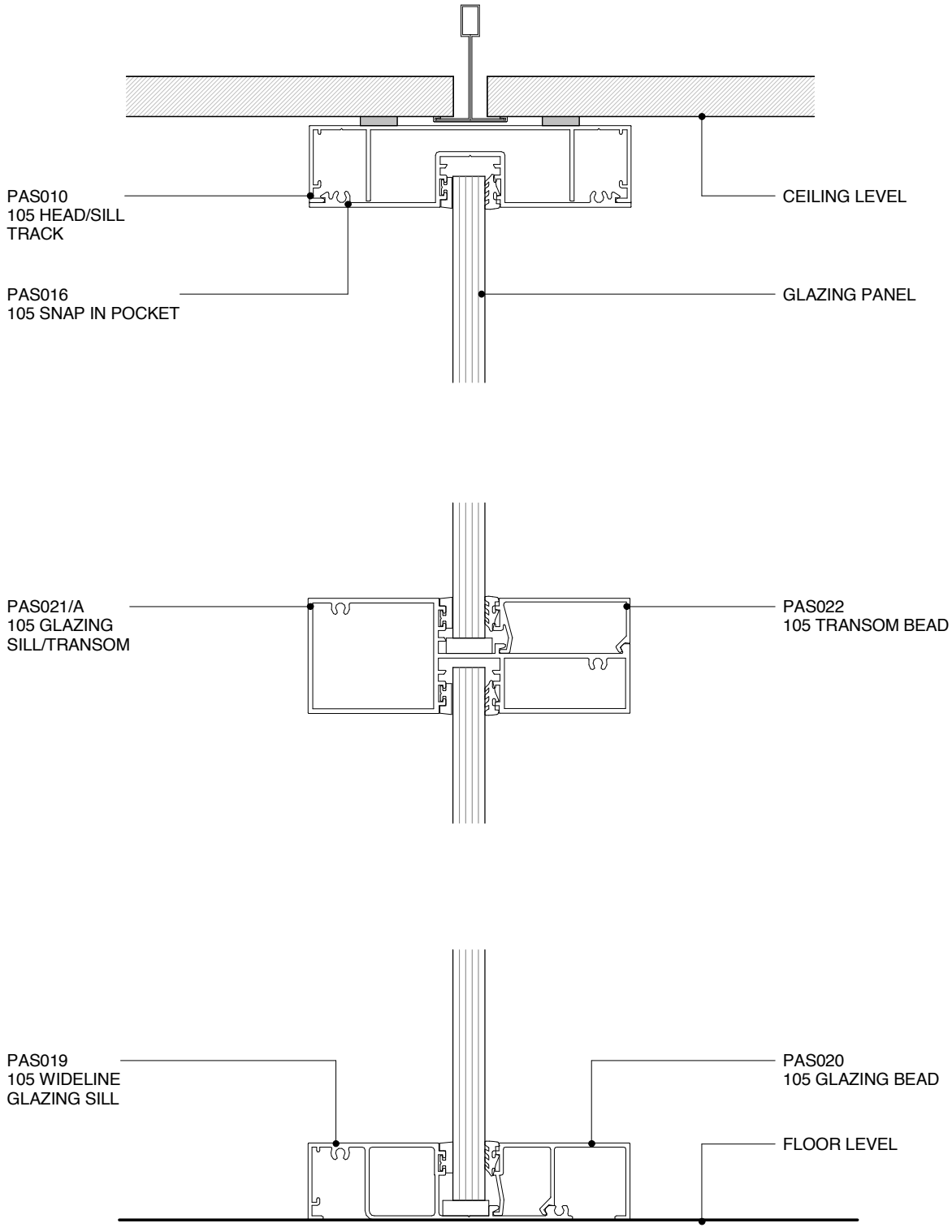

POTTER ALUMINIUM SYSTEMS
A SERIES 105 64MM - TRANSOM IN GLAZED WALL
CROSS SECTION

2.5.2	1:2@A4	A 23/05/16	0800 POTTER (0800 768 837) WWW.POTTERS.CO.NZ
SHEET	SCALE	ISSUED DATE	SUBJECT TO CHANGE WITHOUT NOTICE

CSR

POTTER
INTERIOR SYSTEMS

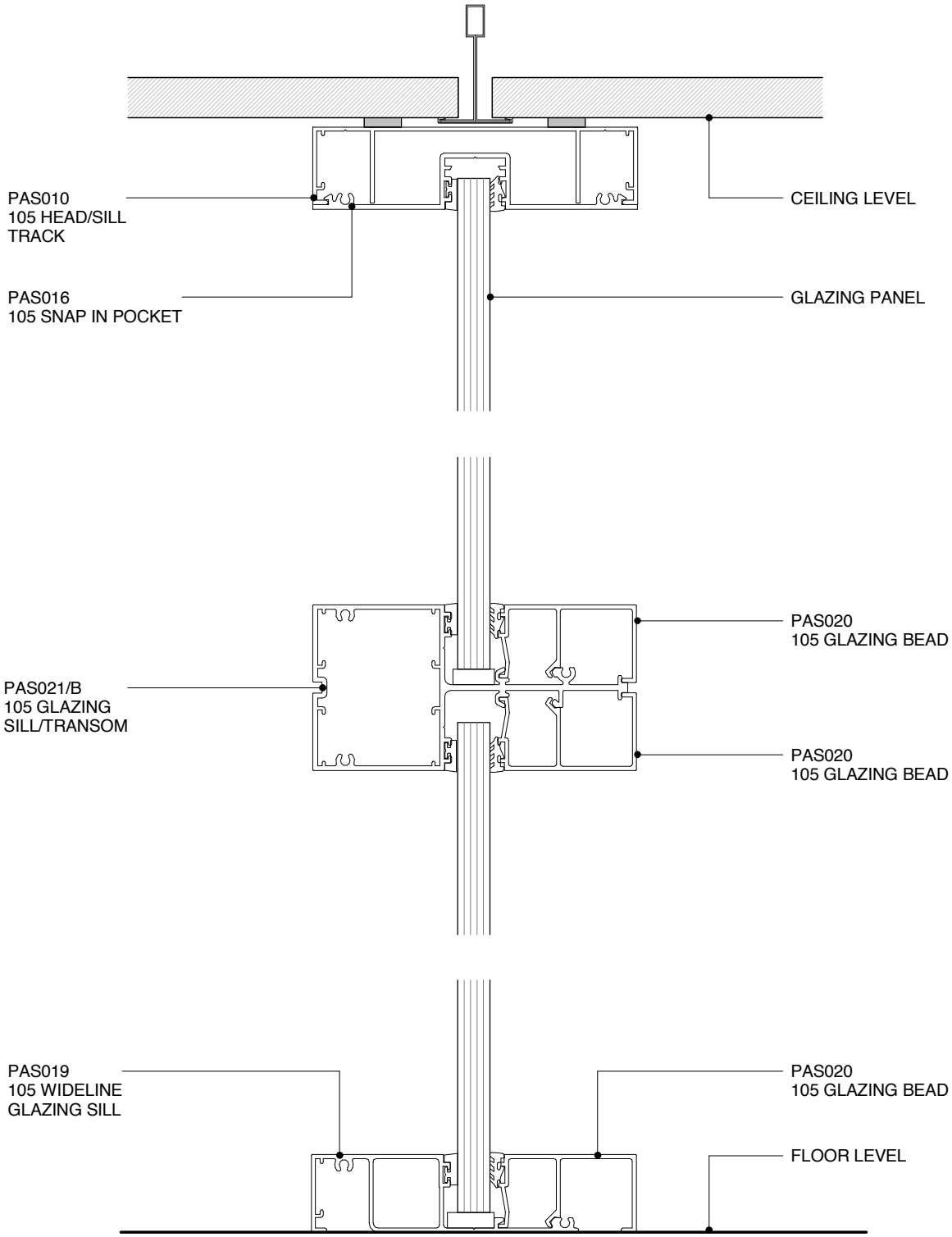

POTTER ALUMINIUM SYSTEMS
A SERIES 105 64MM - OPTIONAL TRANSOM IN GLAZED WALL CROSS SECTION

2.5.3	1:2@A4	A 23/05/16	0800 POTTER (0800 768 837) WWW.POTTERS.CO.NZ
SHEET	SCALE	ISSUED DATE	SUBJECT TO CHANGE WITHOUT NOTICE

CSR

POTTER
INTERIOR SYSTEMS

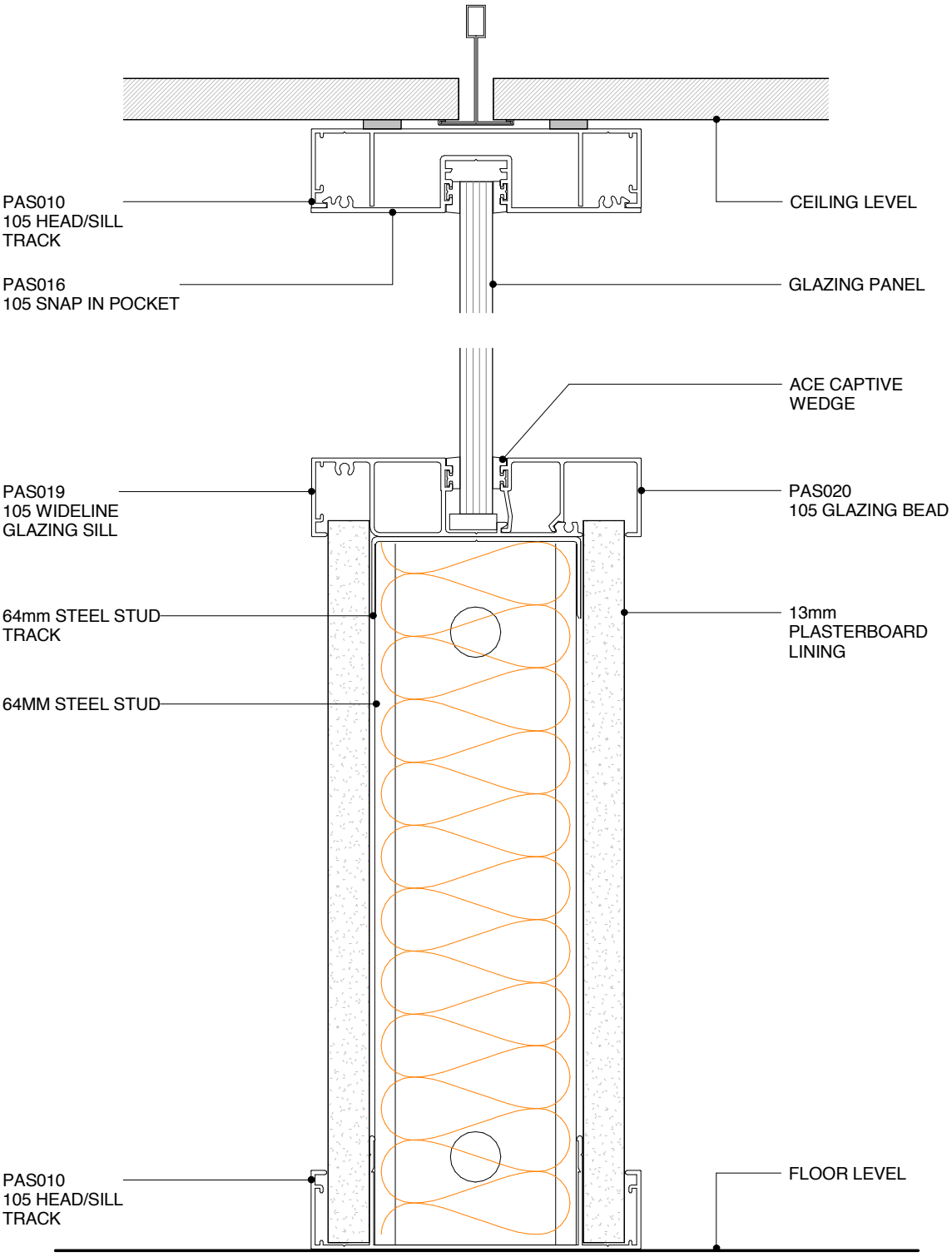

POTTER ALUMINIUM SYSTEMS
A SERIES 105 64MM - HALF HEIGHT GLAZED WALL
CROSS SECTION

2.5.4	1:2@A4	A 23/05/16	0800 POTTER (0800 768 837) WWW.POTTERS.CO.NZ
SHEET	SCALE	ISSUED DATE	SUBJECT TO CHANGE WITHOUT NOTICE

CSR

POTTER
INTERIOR SYSTEMS

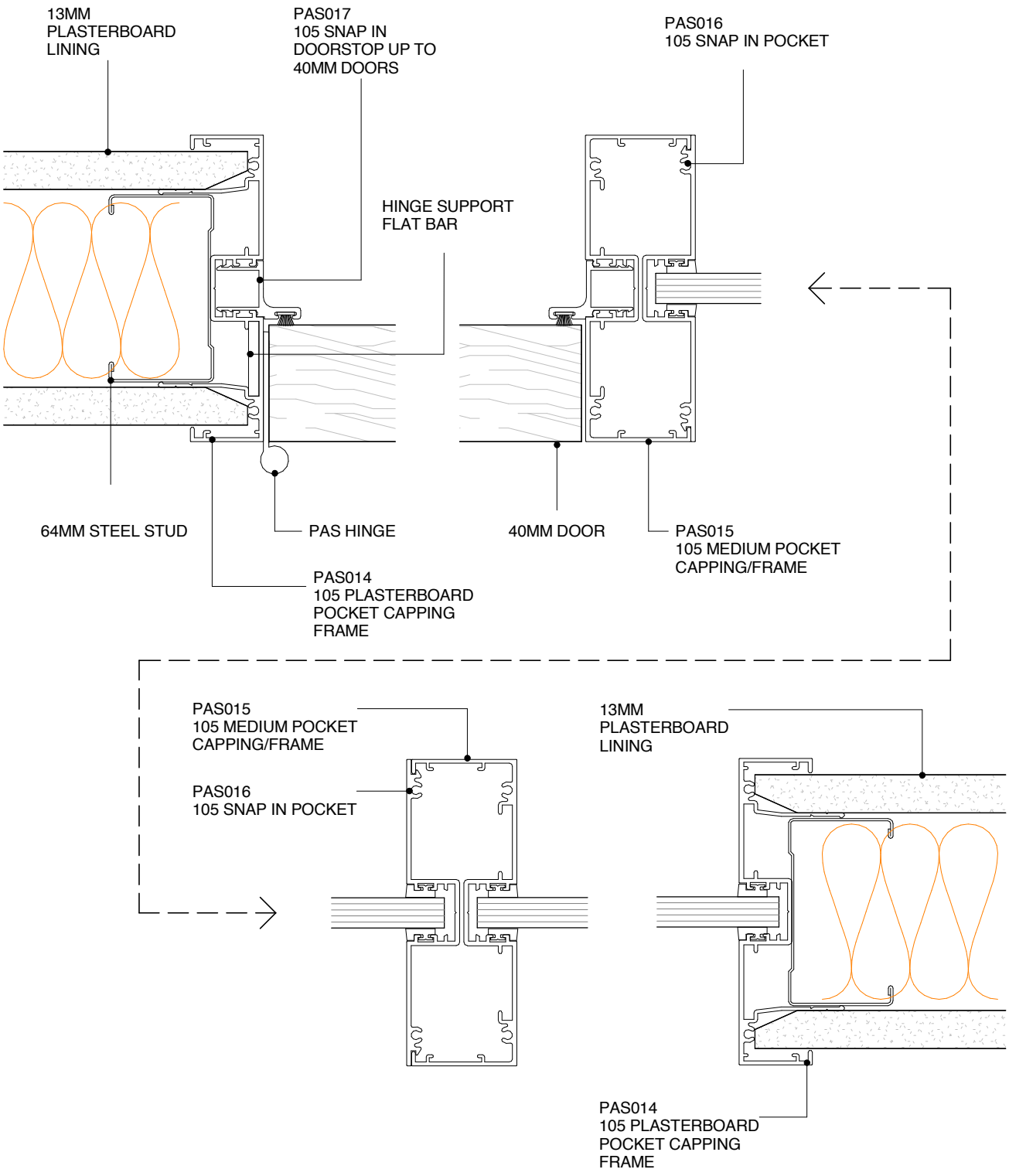

POTTER ALUMINIUM SYSTEMS
A SERIES 105 64MM - DOOR/GLAZING MULLION
PLAN VIEW

2.5.5	1:2@A4	A 23/05/16	0800 POTTER (0800 768 837) WWW.POTTERS.CO.NZ
SHEET	SCALE	ISSUED DATE	SUBJECT TO CHANGE WITHOUT NOTICE

CSR

POTTER
INTERIOR SYSTEMS

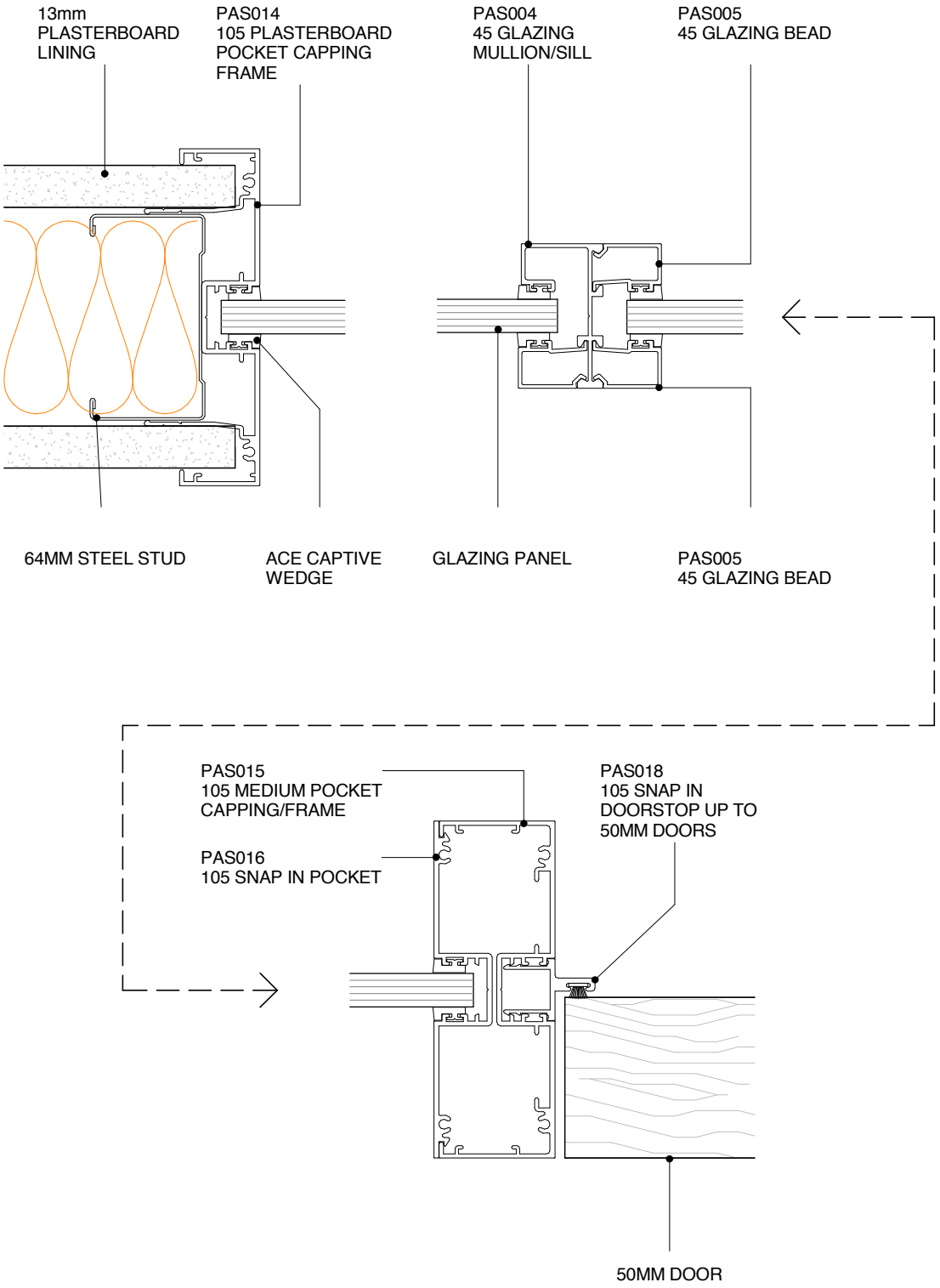

POTTER ALUMINIUM SYSTEMS
A SERIES 105 64MM - GLAZING BAR/BEAD MULLION
PLAN VIEW

2.5.6	1:2@A4	A 23/05/16	0800 POTTER (0800 768 837) WWW.POTTERS.CO.NZ
SHEET	SCALE	ISSUED DATE	SUBJECT TO CHANGE WITHOUT NOTICE

CSR

POTTER
INTERIOR SYSTEMS

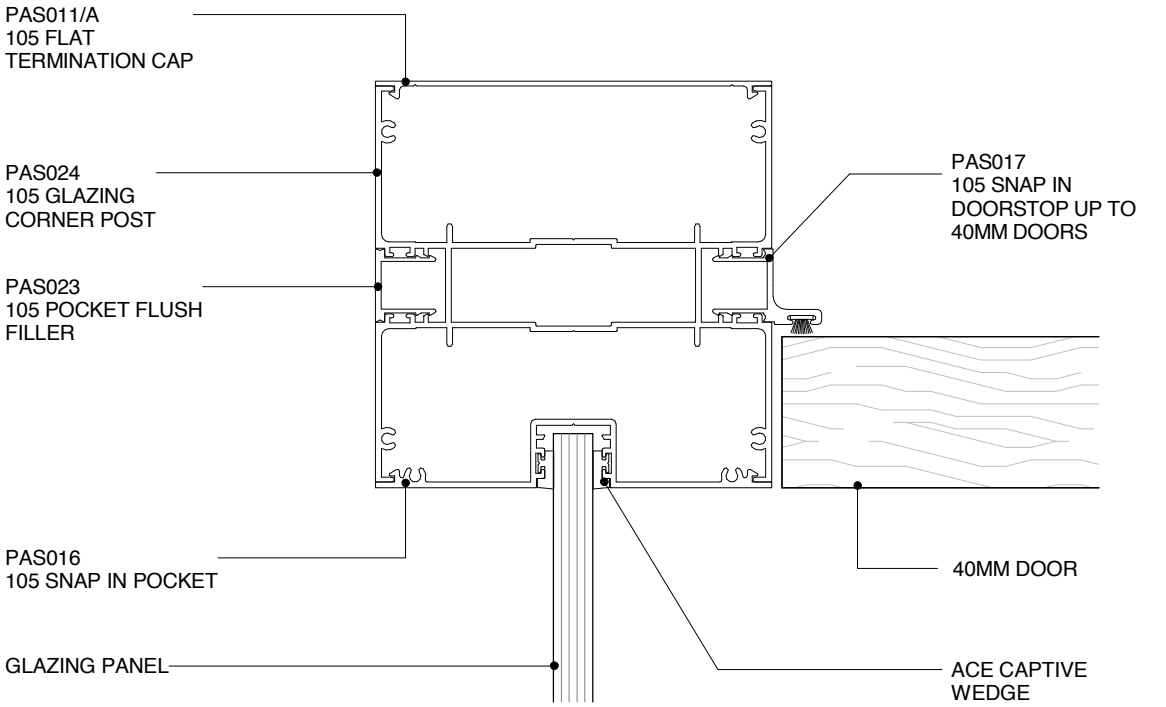

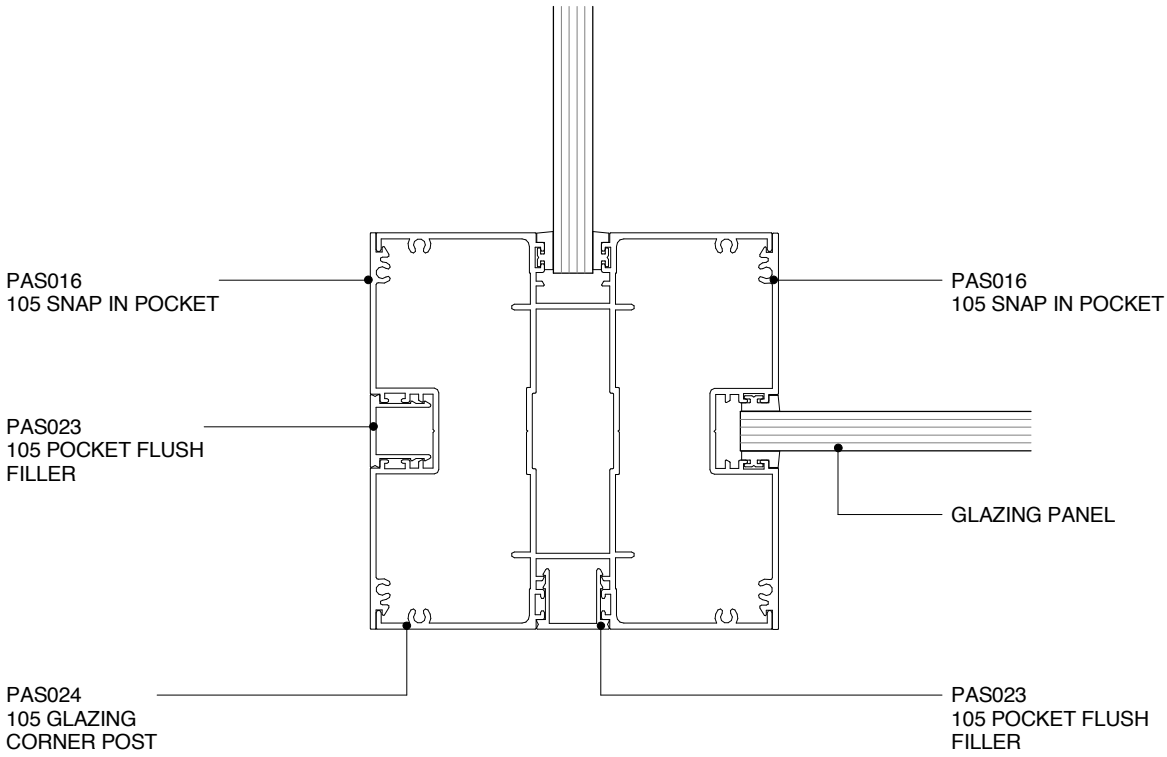

POTTER ALUMINIUM SYSTEMS
A SERIES 105 64MM - LARGE GLAZING POSTS
PLAN VIEW

2.5.7	1:2@A4	A 23/05/16	0800 POTTER (0800 768 837) WWW.POTTERS.CO.NZ
SHEET	SCALE	ISSUED DATE	SUBJECT TO CHANGE WITHOUT NOTICE

CSR

POTTER
INTERIOR SYSTEMS

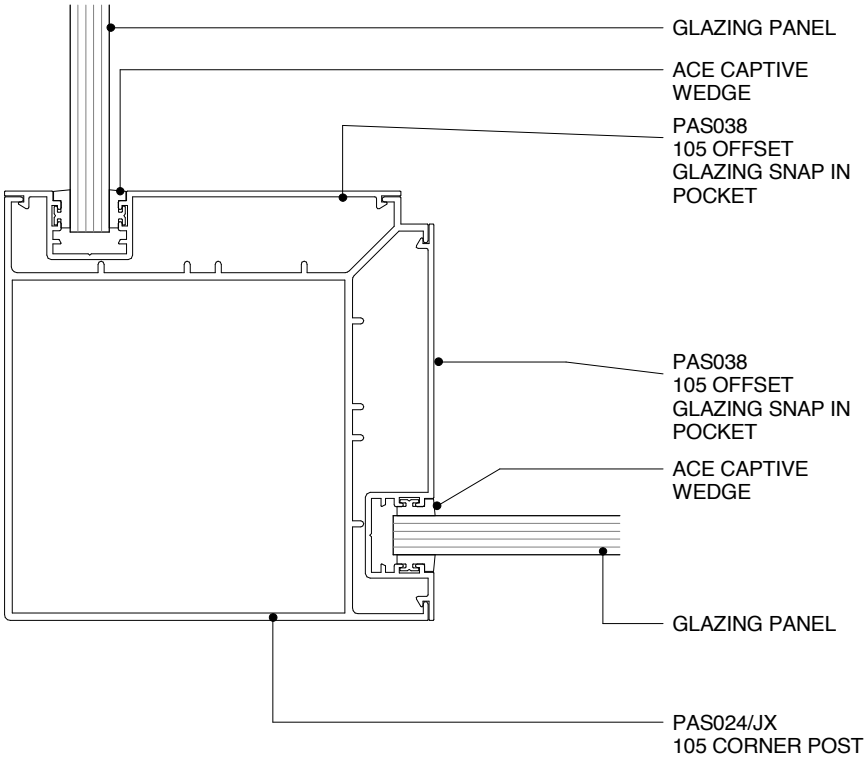

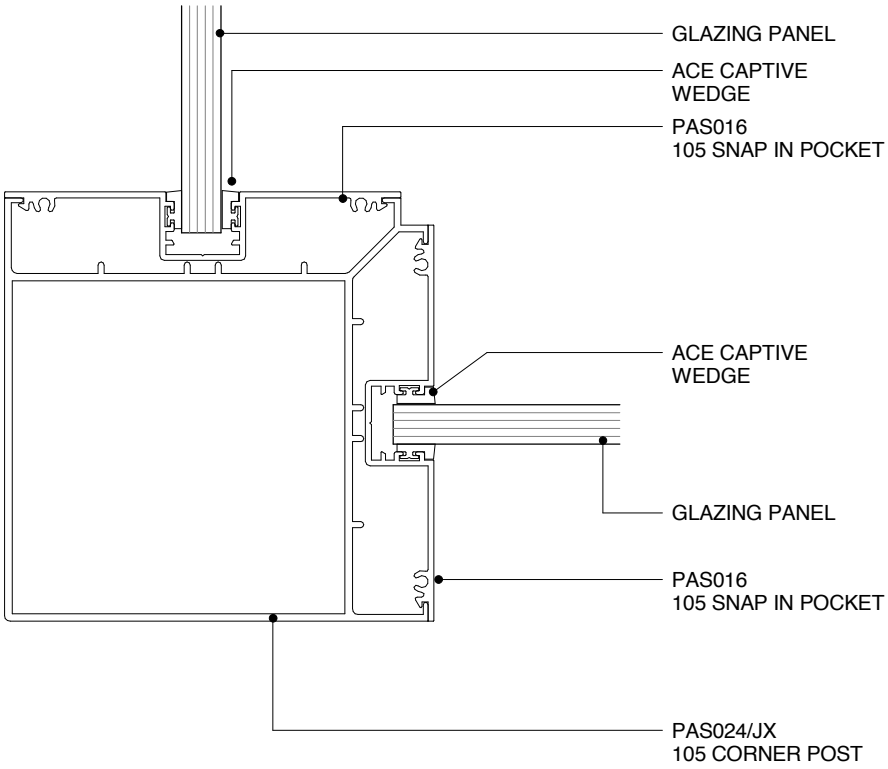

POTTER ALUMINIUM SYSTEMS
A SERIES 105 64MM - GLAZING CORNER POSTS SINGLE GLASS
PLAN VIEW

2.5.8	1:2@A4	A 23/05/16	0800 POTTER (0800 768 837) WWW.POTTERS.CO.NZ
SHEET	SCALE	ISSUED DATE	SUBJECT TO CHANGE WITHOUT NOTICE

CSR

POTTER
INTERIOR SYSTEMS

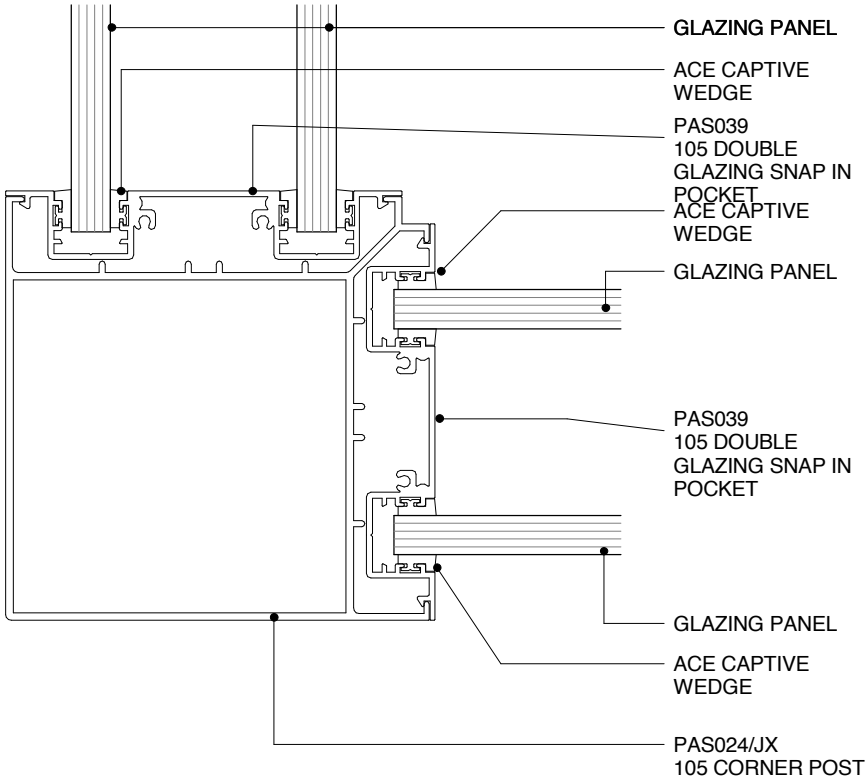

POTTER ALUMINIUM SYSTEMS
A SERIES 105 64MM - GLAZING CORNER POSTS DOUBLE GLASS
PLAN VIEW

2.5.9	1:2@A4	A 23/05/16	0800 POTTER (0800 768 837) WWW.POTTERS.CO.NZ
SHEET	SCALE	ISSUED DATE	SUBJECT TO CHANGE WITHOUT NOTICE

CSR

POTTER
INTERIOR SYSTEMS

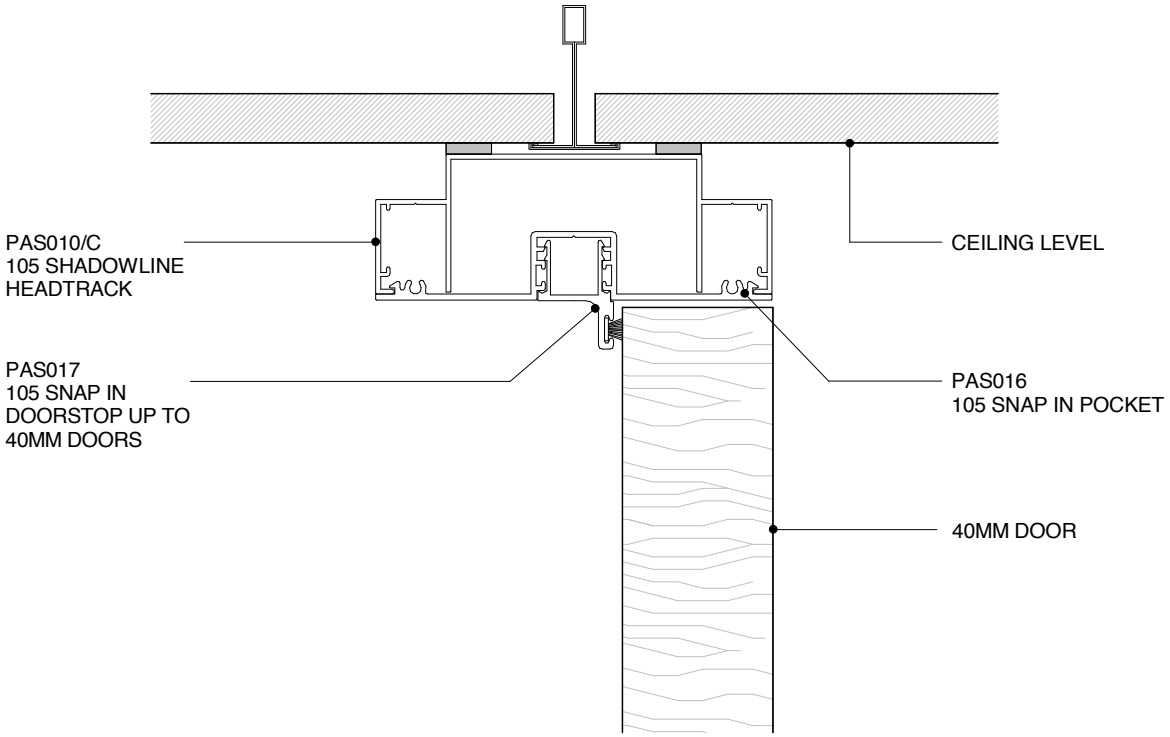

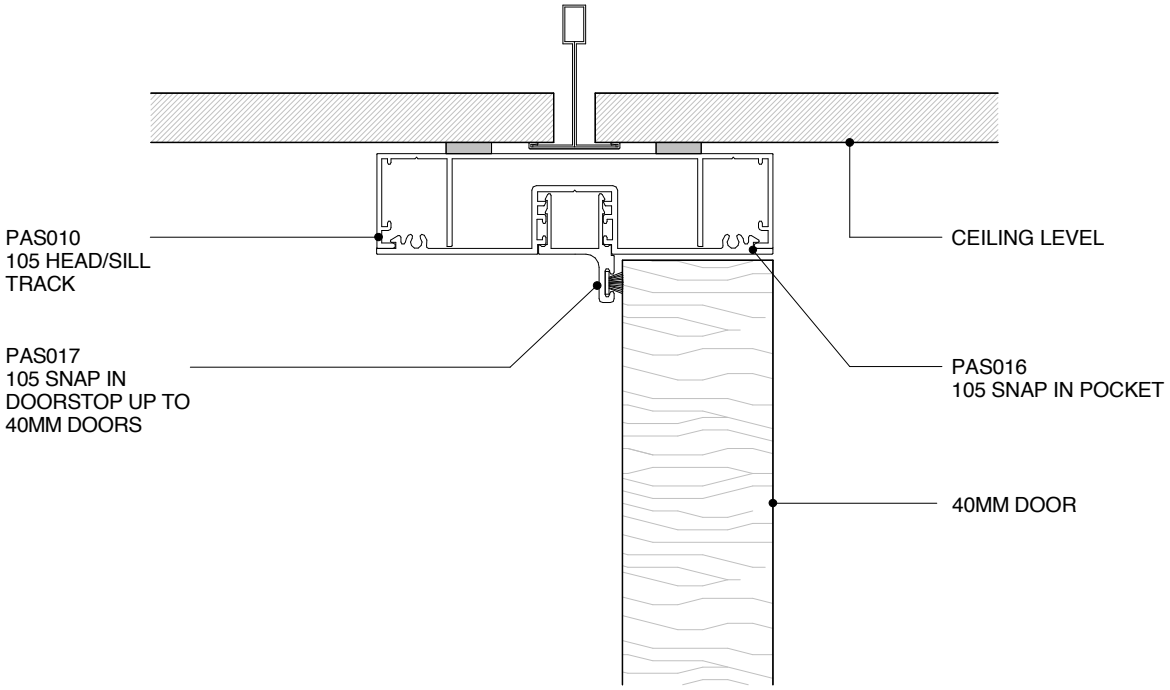

POTTER ALUMINIUM SYSTEMS
A SERIES 105 64MM - 40MM DOOR HEADTRACK DETAILS
CROSS SECTION

2.6.1	1:2@A4	A 23/05/16	0800 POTTER (0800 768 837) WWW.POTTERS.CO.NZ
SHEET	SCALE	ISSUED DATE	SUBJECT TO CHANGE WITHOUT NOTICE

CSR

POTTER
INTERIOR SYSTEMS

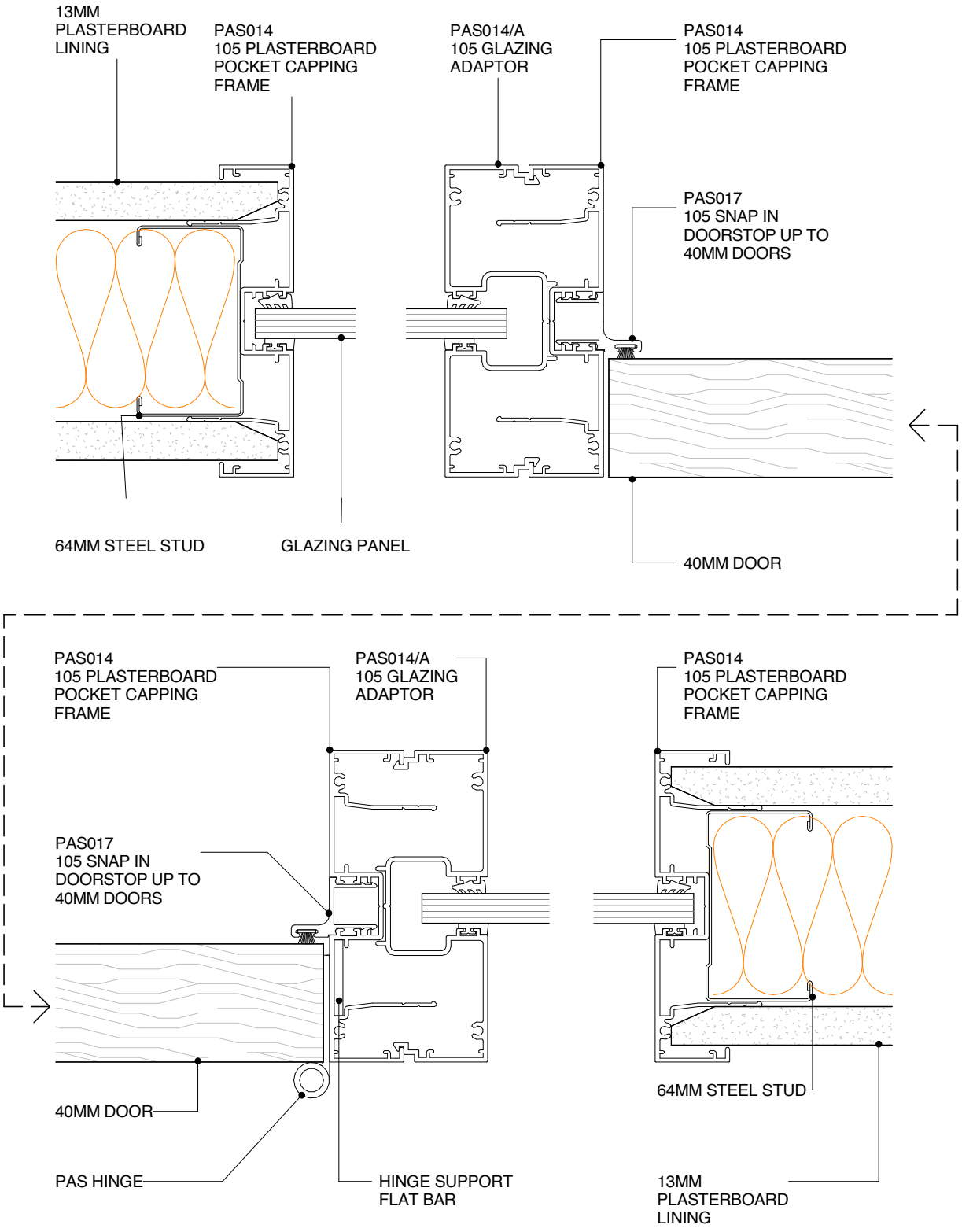

POTTER ALUMINIUM SYSTEMS
A SERIES 105 64MM - TWIN MULLIONS AND SIDELIGHTS
PLAN VIEW

2.6.10	1:2@A4	A 23/05/16	0800 POTTER (0800 768 837) WWW.POTTERS.CO.NZ
SHEET *(OLD REF X1.19)*	SCALE	ISSUED DATE	SUBJECT TO CHANGE WITHOUT NOTICE

CSR

POTTER
INTERIOR SYSTEMS

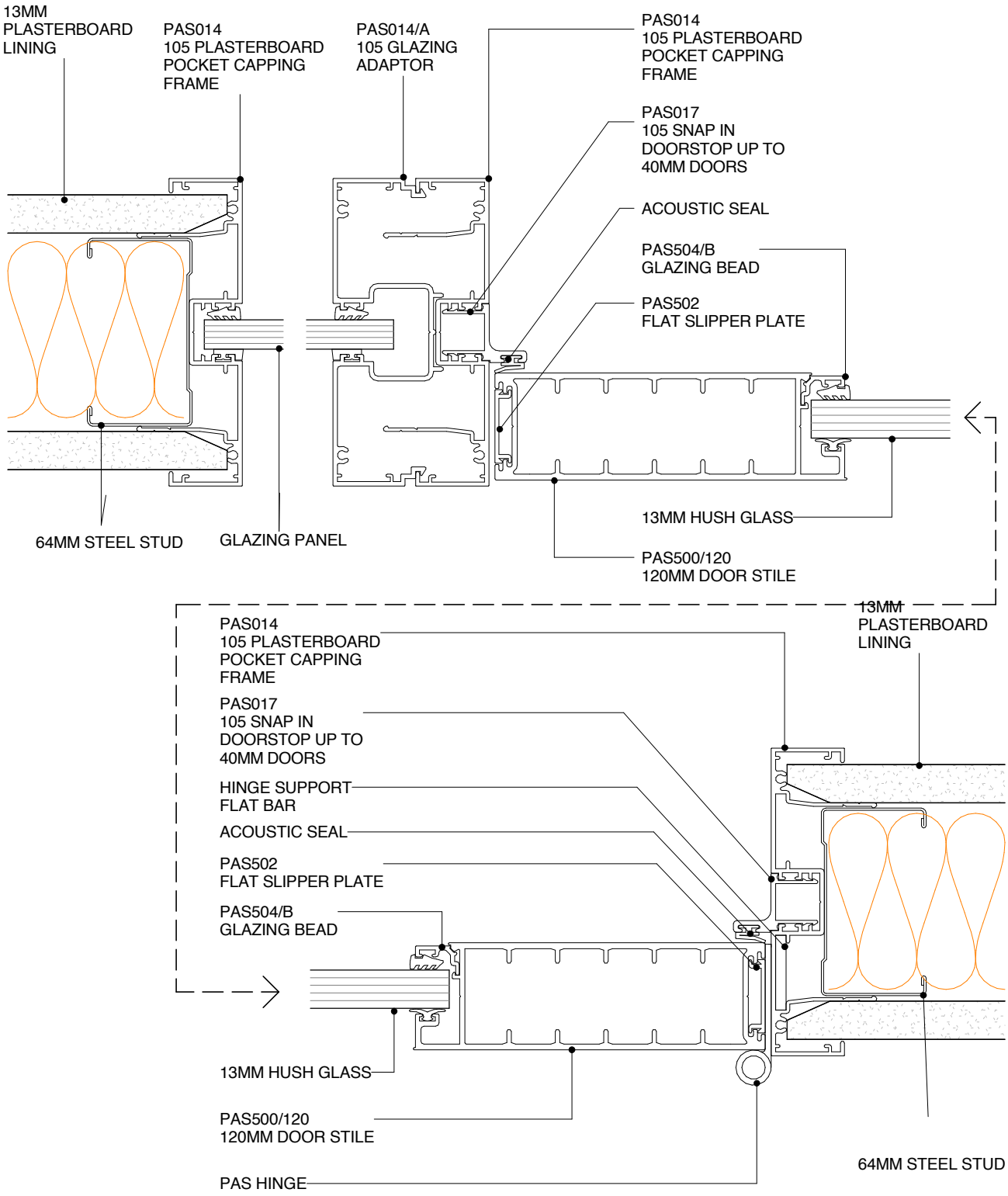

POTTER ALUMINIUM SYSTEMS
A SERIES 105 64MM - 50MM MULLION & DS SERIES 120MM DOOR
PLAN VIEW

2.6.11	1:2@A4	A 23/05/16	0800 POTTER (0800 768 837) WWW.POTTERS.CO.NZ
SHEET *(OLD REF X1.26)*	SCALE	ISSUED DATE	SUBJECT TO CHANGE WITHOUT NOTICE

CSR

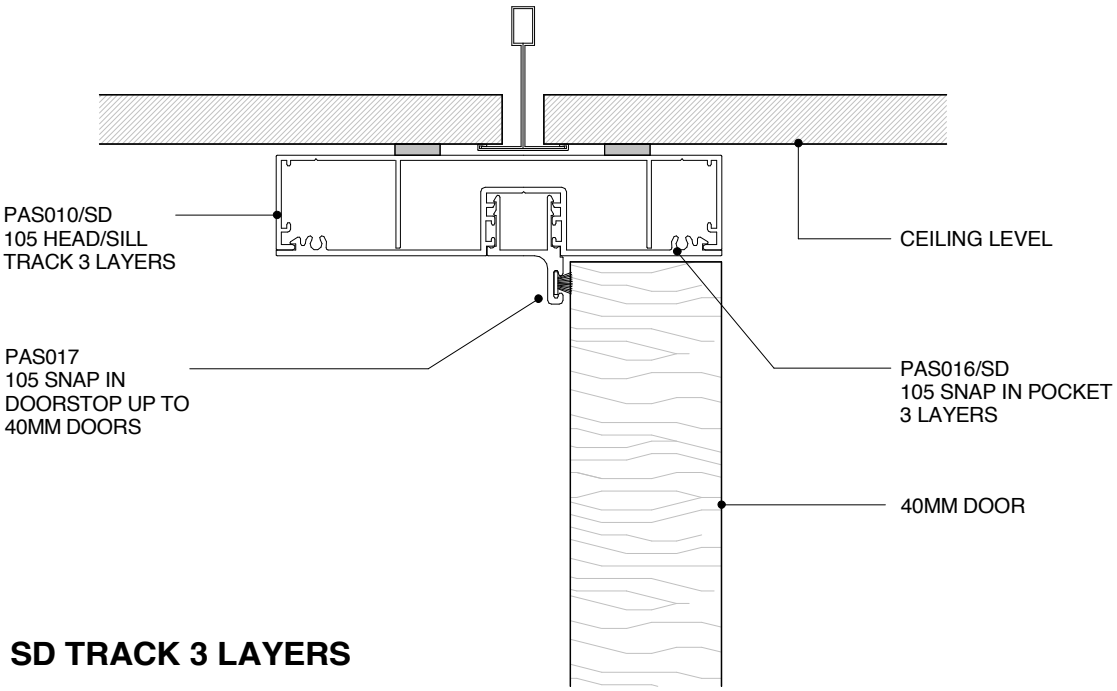

SD TRACK 3 LAYERS

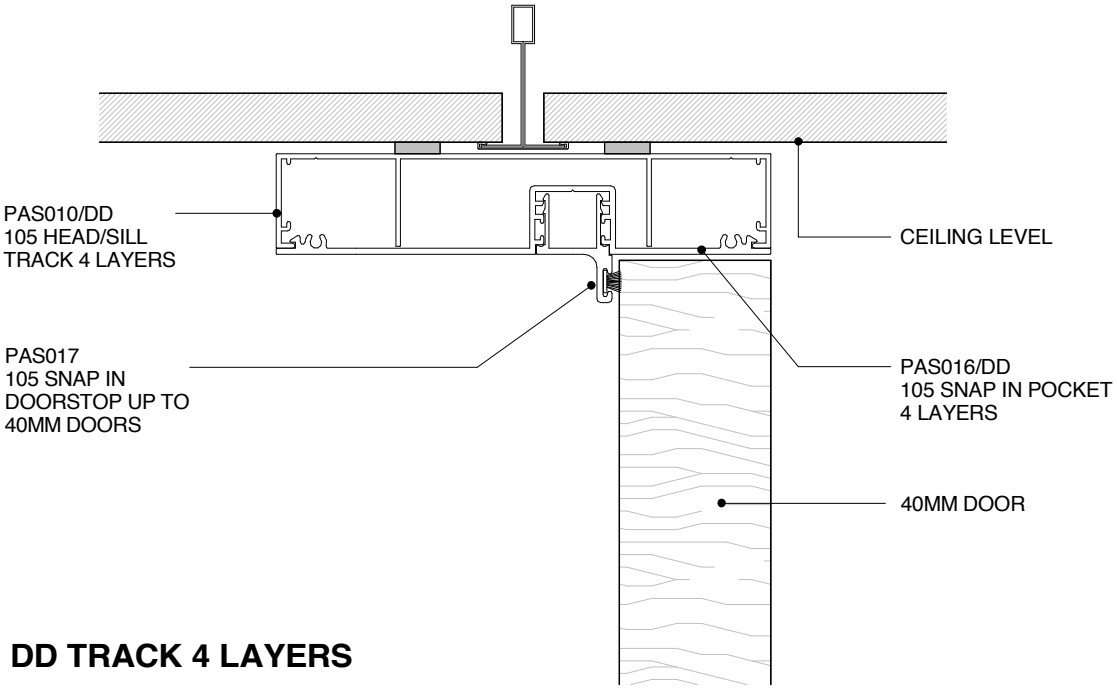

DD TRACK 4 LAYERS

POTTER ALUMINIUM SYSTEMS
A SERIES 105 64MM - 40MM DOOR HEADTRACK MULTI-LAYER CROSS SECTION

2.6.12	1:2@A4	A 23/05/16	0800 POTTER (0800 768 837) WWW.POTTERS.CO.NZ
SHEET	SCALE	ISSUED DATE	SUBJECT TO CHANGE WITHOUT NOTICE

POTTER
INTERIOR SYSTEMS

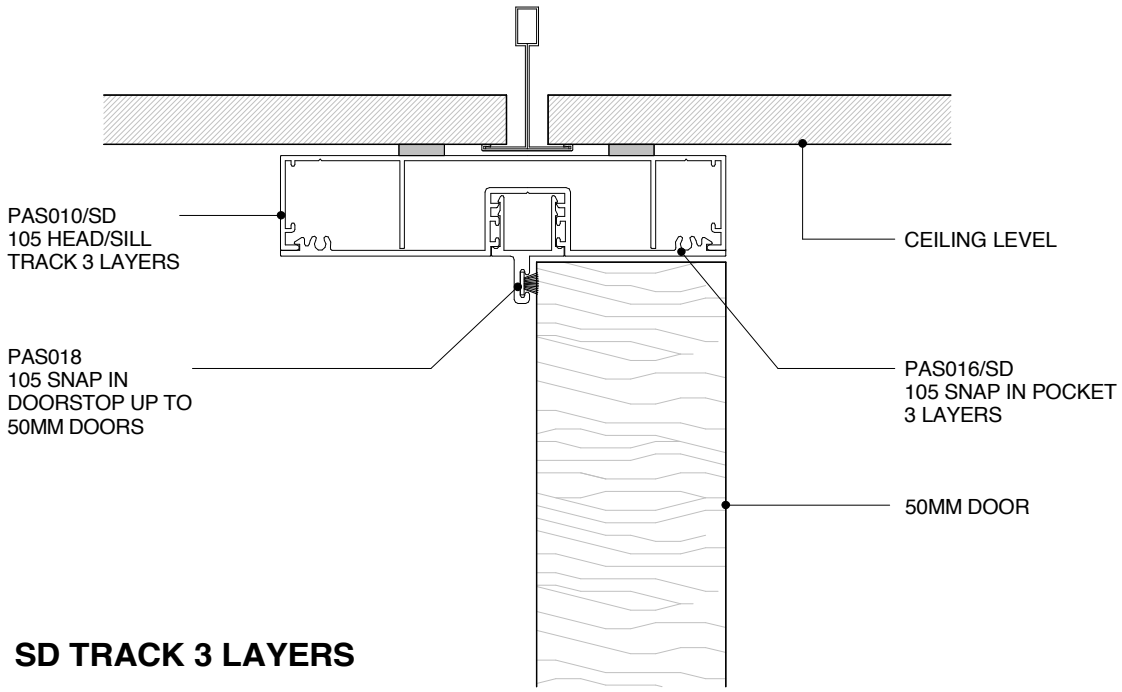

SD TRACK 3 LAYERS

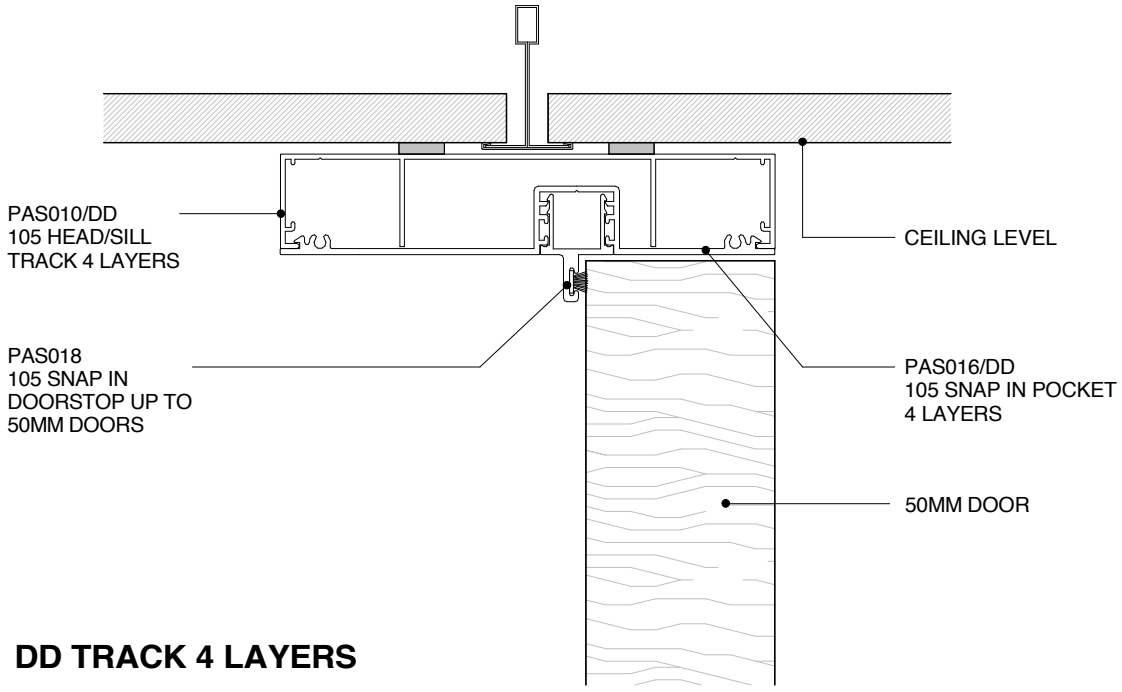

DD TRACK 4 LAYERS

POTTER ALUMINIUM SYSTEMS
A SERIES 105 64MM - 50MM DOOR HEADTRACK MULTI-LAYER CROSS SECTION

2.6.13	1:2@A4	A 23/05/16	0800 POTTER (0800 768 837) WWW.POTTERS.CO.NZ
SHEET	SCALE	ISSUED DATE	SUBJECT TO CHANGE WITHOUT NOTICE

CSR

POTTER
INTERIOR SYSTEMS

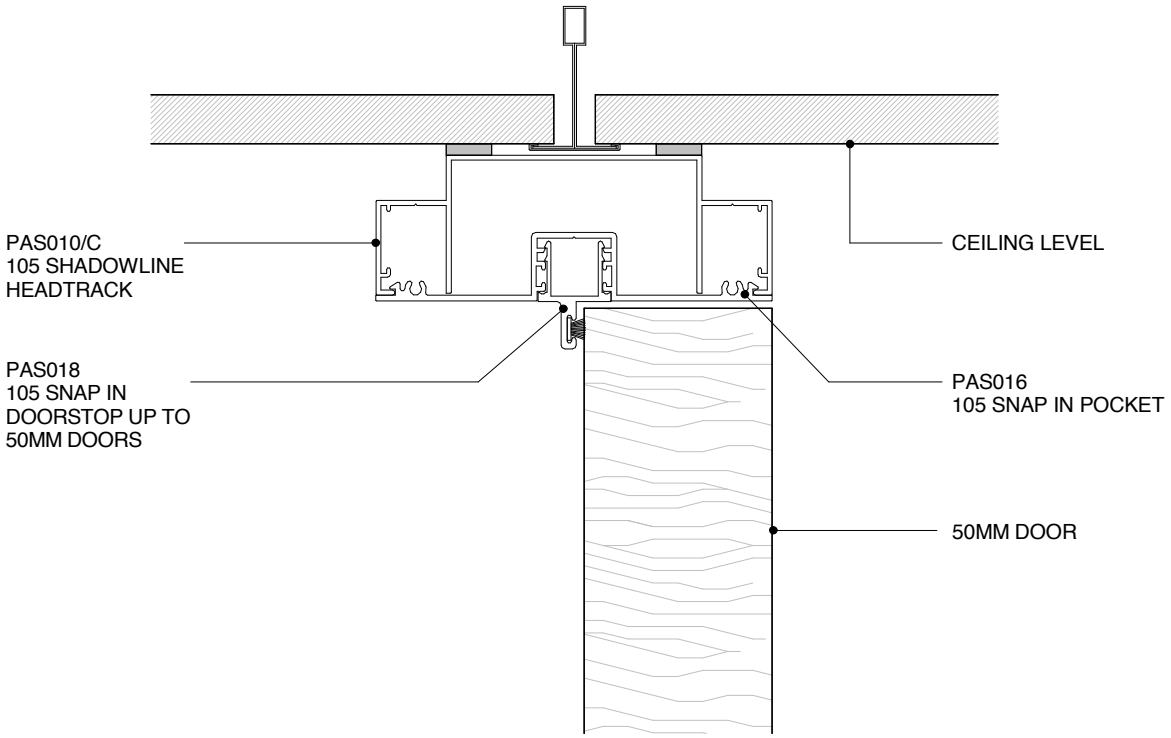

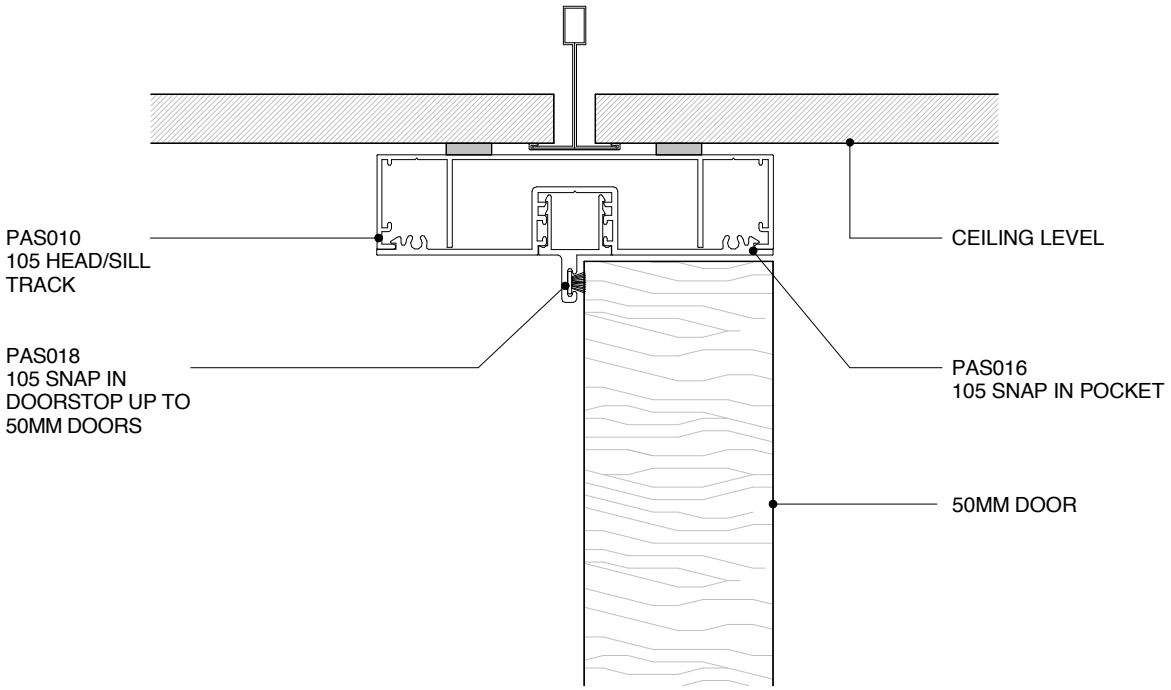

POTTER ALUMINIUM SYSTEMS
A SERIES 105 64MM - 50MM DOOR HEADTRACK DETAILS
CROSS SECTION

2.6.2	1:2@A4	A 23/05/16	0800 POTTER (0800 768 837) WWW.POTTERS.CO.NZ
SHEET	SCALE	ISSUED DATE	SUBJECT TO CHANGE WITHOUT NOTICE

CSR

POTTER
INTERIOR SYSTEMS

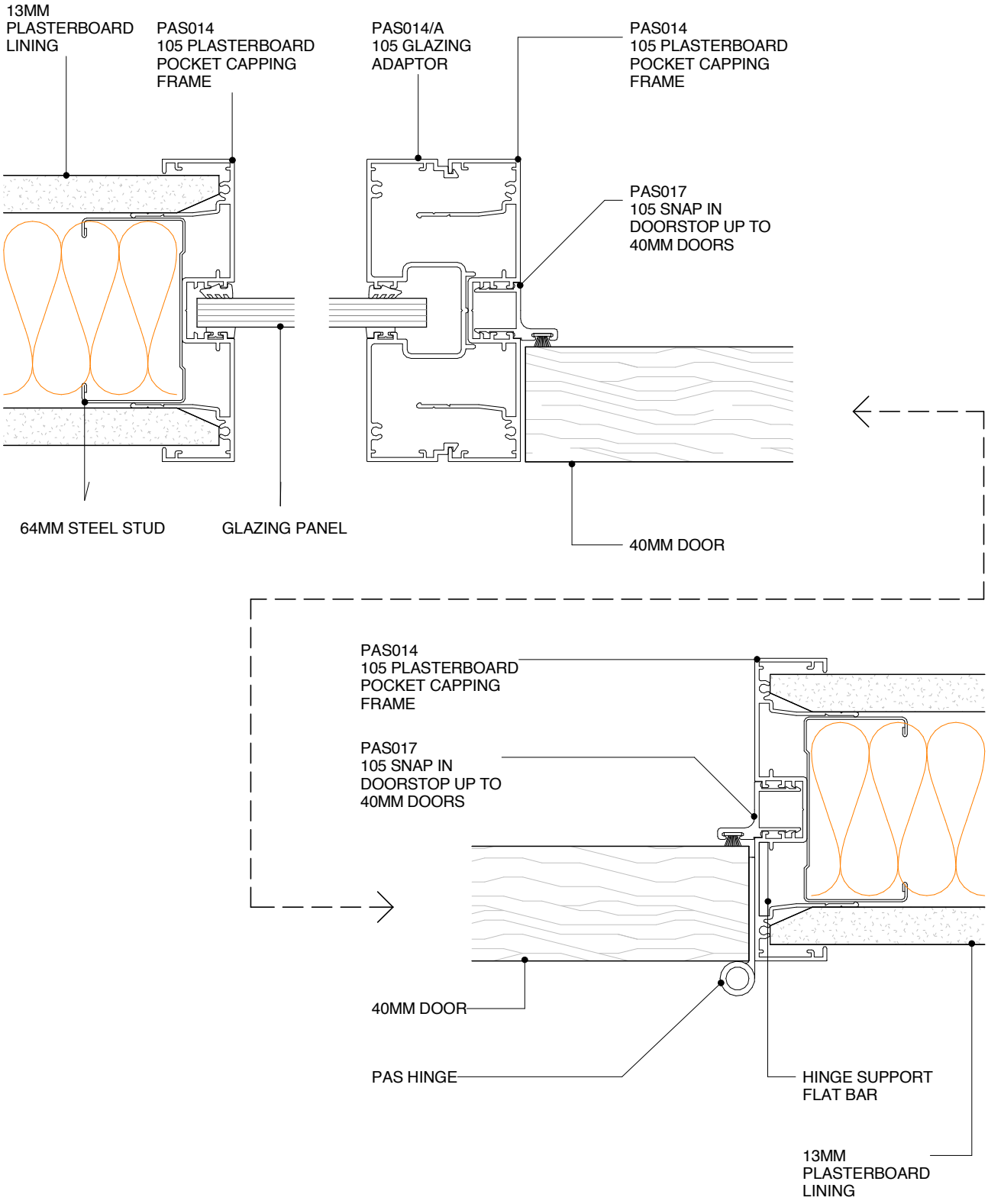

POTTER ALUMINIUM SYSTEMS
A SERIES 105 64MM - 40MM DOOR TO HEADTRACK
PLAN VIEW

2.6.3	1:2@A4	A 23/05/16	0800 POTTER (0800 768 837) WWW.POTTERS.CO.NZ
SHEET	SCALE	ISSUED DATE	SUBJECT TO CHANGE WITHOUT NOTICE

CSR

POTTER
INTERIOR SYSTEMS

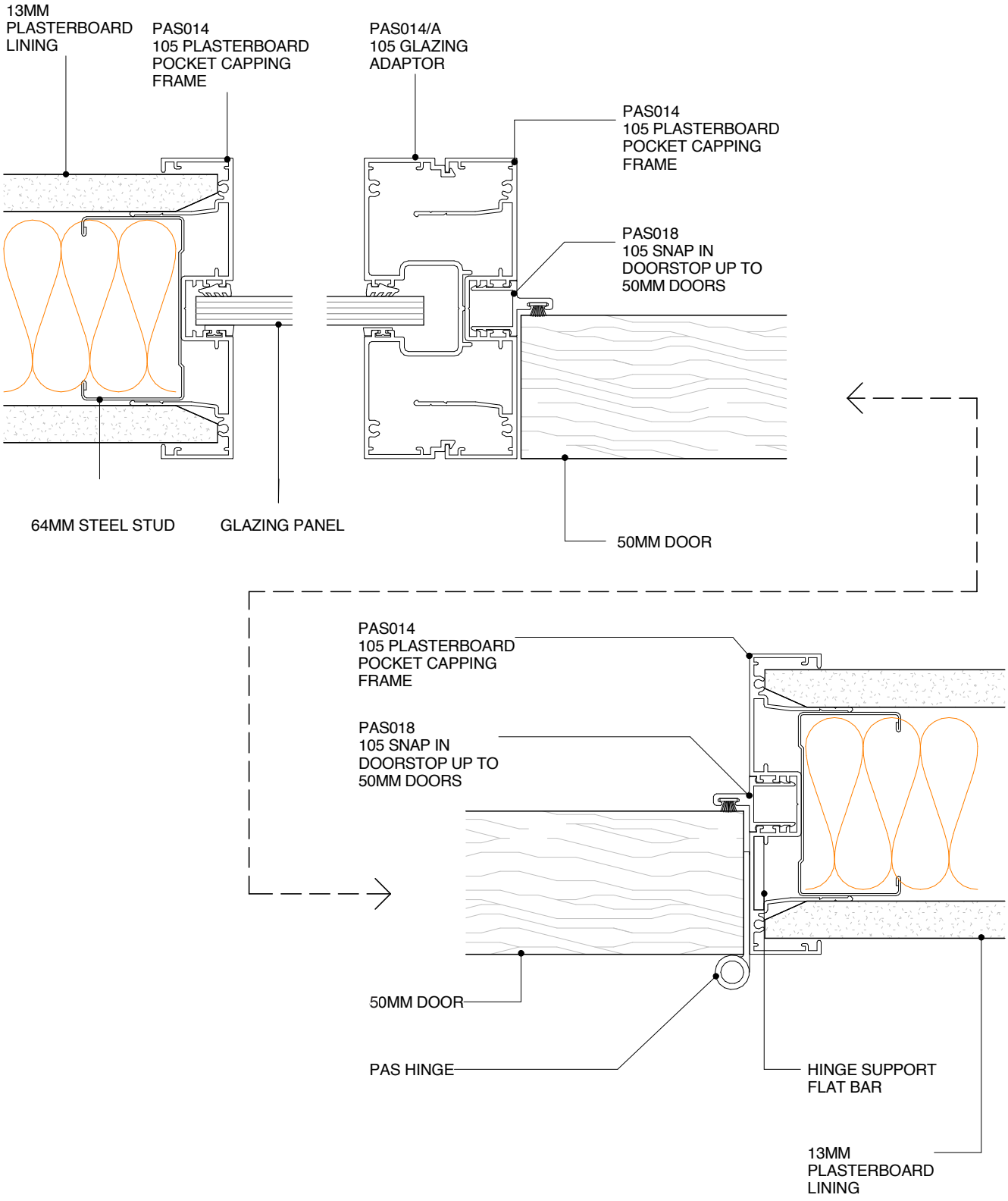

POTTER ALUMINIUM SYSTEMS
A SERIES 105 64MM - 50MM DOOR TO HEADTRACK
PLAN VIEW

2.6.4	1:2@A4	A 23/05/16	0800 POTTER (0800 768 837) WWW.POTTERS.CO.NZ
SHEET	SCALE	ISSUED DATE	SUBJECT TO CHANGE WITHOUT NOTICE

CSR

POTTER
INTERIOR SYSTEMS

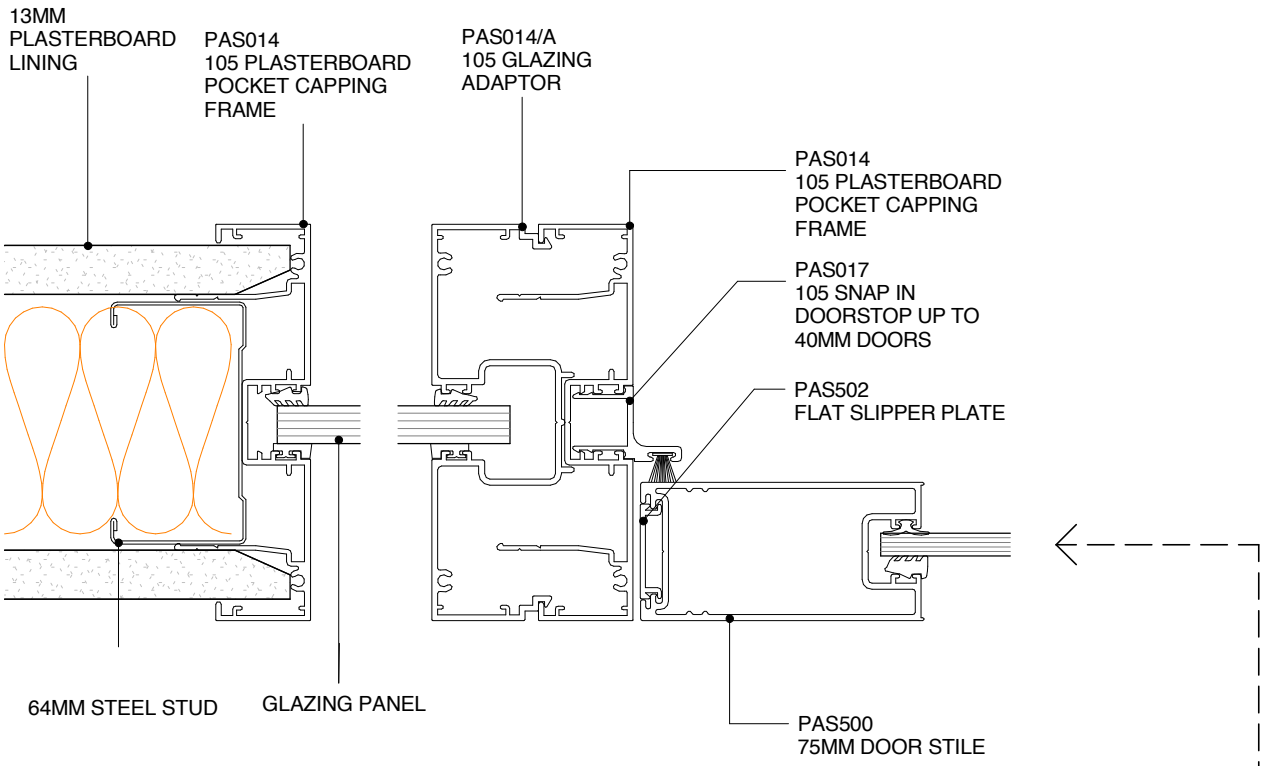

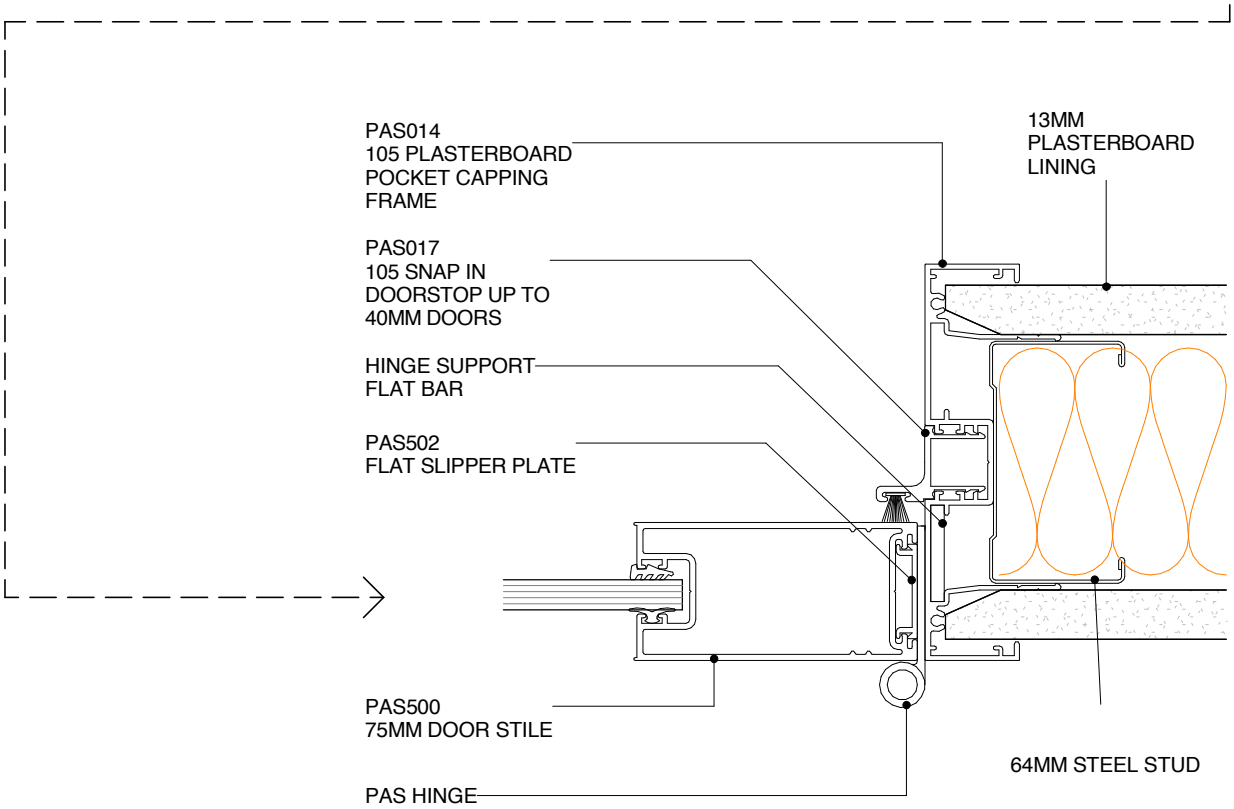

POTTER ALUMINIUM SYSTEMS
A SERIES 105 64MM - 50MM MULLION & DS SERIES 75MM DOOR
PLAN VIEW

2.6.5	1:2@A4	A 23/05/16	0800 POTTER (0800 768 837) WWW.POTTERS.CO.NZ
SHEET	SCALE	ISSUED DATE	SUBJECT TO CHANGE WITHOUT NOTICE

CSR

POTTER
INTERIOR SYSTEMS

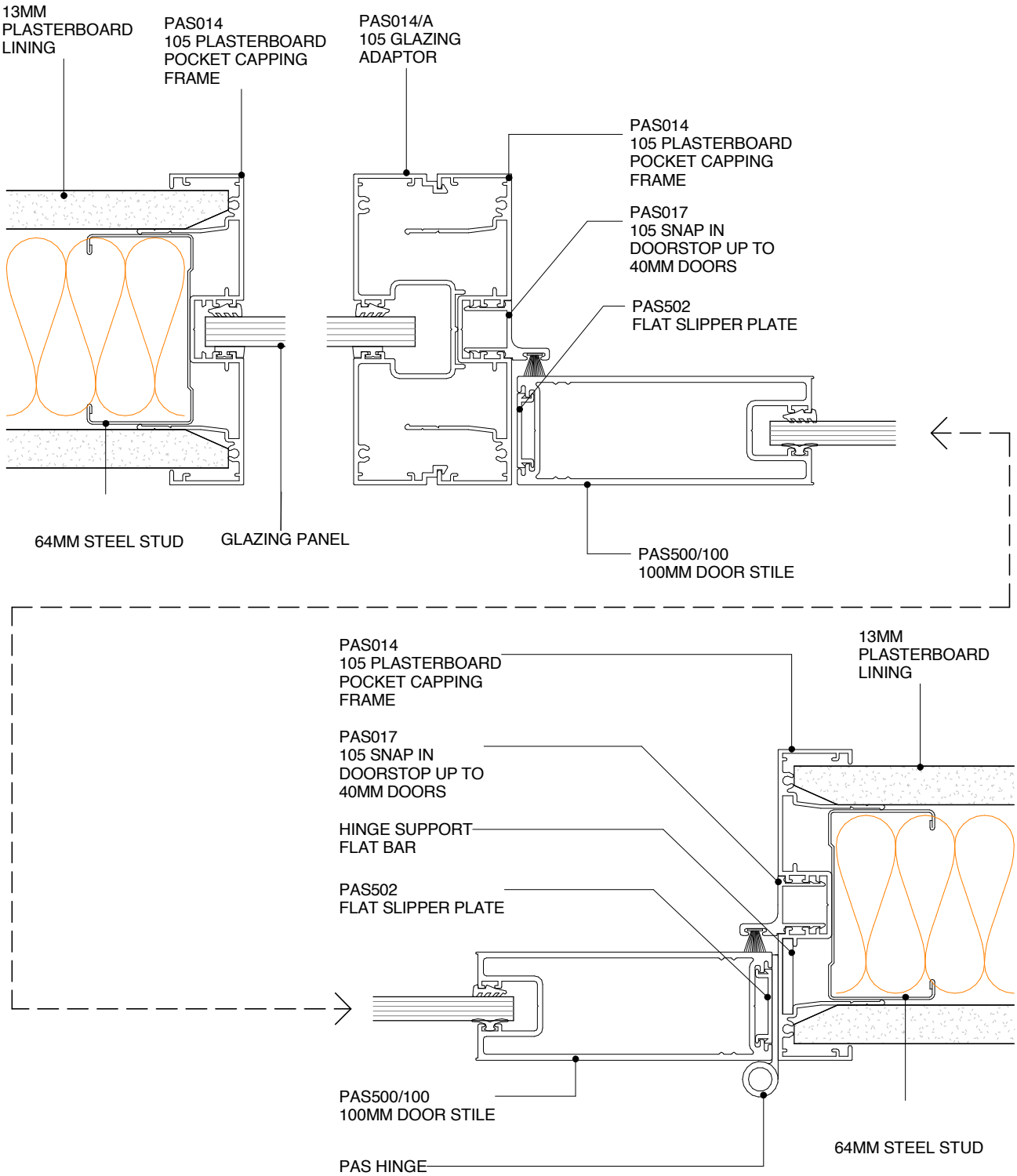

POTTER ALUMINIUM SYSTEMS
A SERIES 105 64MM - 50MM MULLION & DS SERIES 100MM DOOR
PLAN VIEW

2.6.6	1:2@A4	A 23/05/16	0800 POTTER (0800 768 837) WWW.POTTERS.CO.NZ
SHEET	SCALE	ISSUED DATE	SUBJECT TO CHANGE WITHOUT NOTICE

CSR

POTTER
INTERIOR SYSTEMS

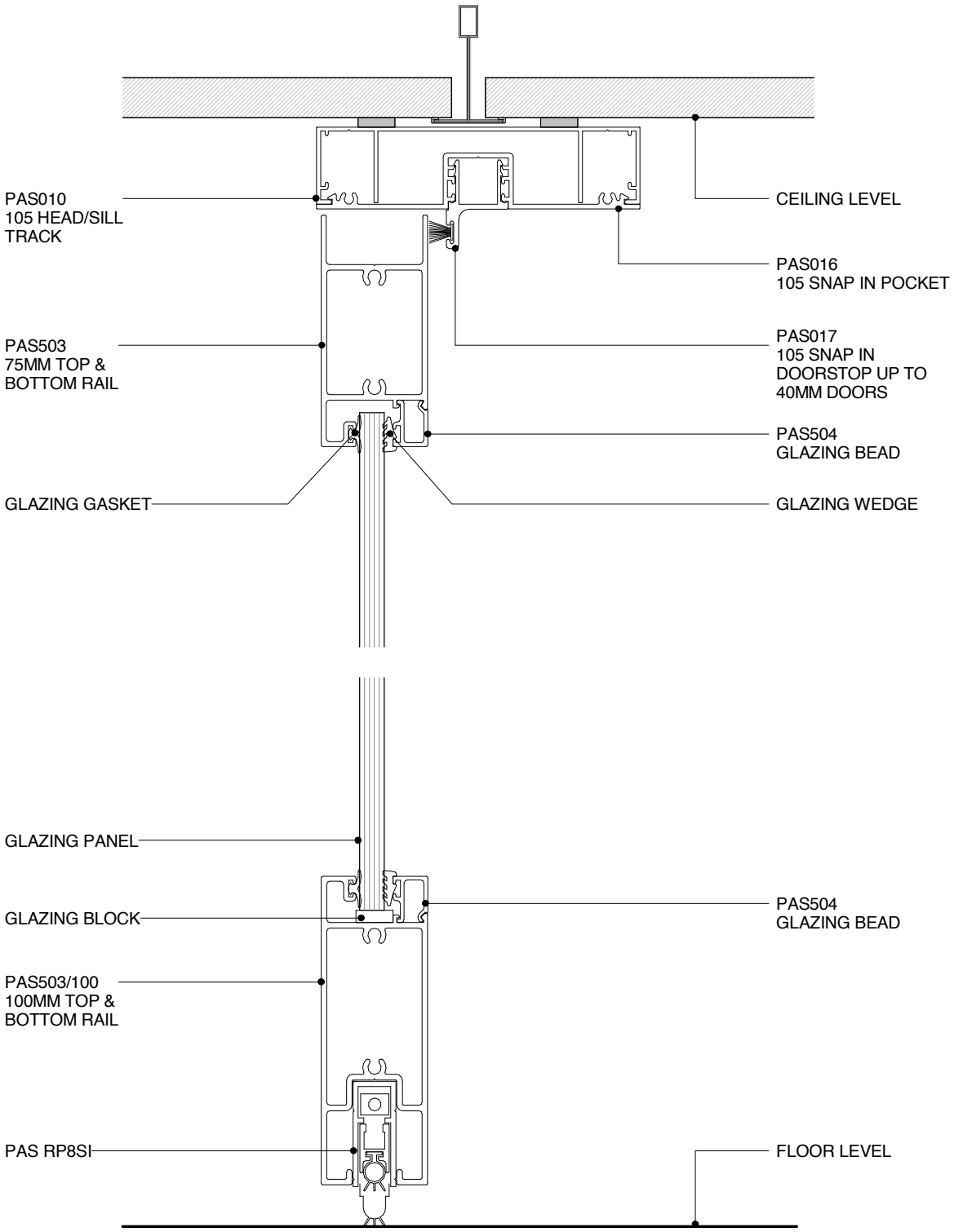

POTTER ALUMINIUM SYSTEMS
A SERIES 105 64MM - DS SERIES 100MM DOOR & RP8SI DOOR SEAL CROSS SECTION

2.6.7	1:2@A4	A 23/05/16	0800 POTTER (0800 768 837) WWW.POTTERS.CO.NZ
SHEET	SCALE	ISSUED DATE	SUBJECT TO CHANGE WITHOUT NOTICE

CSR

POTTER
INTERIOR SYSTEMS

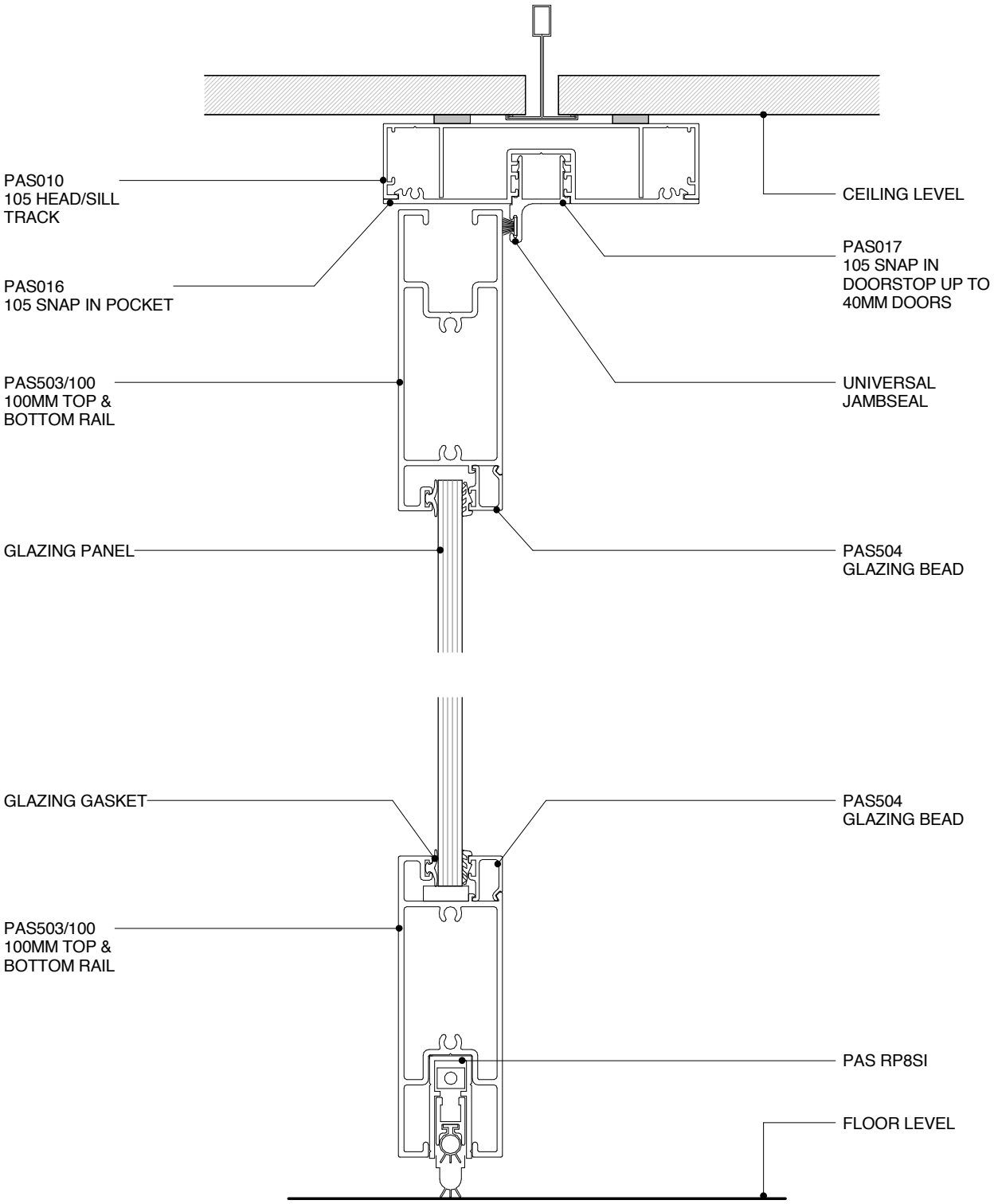

POTTER ALUMINIUM SYSTEMS
A SERIES 105 64MM - DS SERIES 100MM DOOR & RP8SI DOOR SEAL
CROSS SECTION

2.6.8	1:2@A4	A 23/05/16	0800 POTTER (0800 768 837) WWW.POTTERS.CO.NZ
SHEET	SCALE	ISSUED DATE	SUBJECT TO CHANGE WITHOUT NOTICE

CSR

POTTER
INTERIOR SYSTEMS

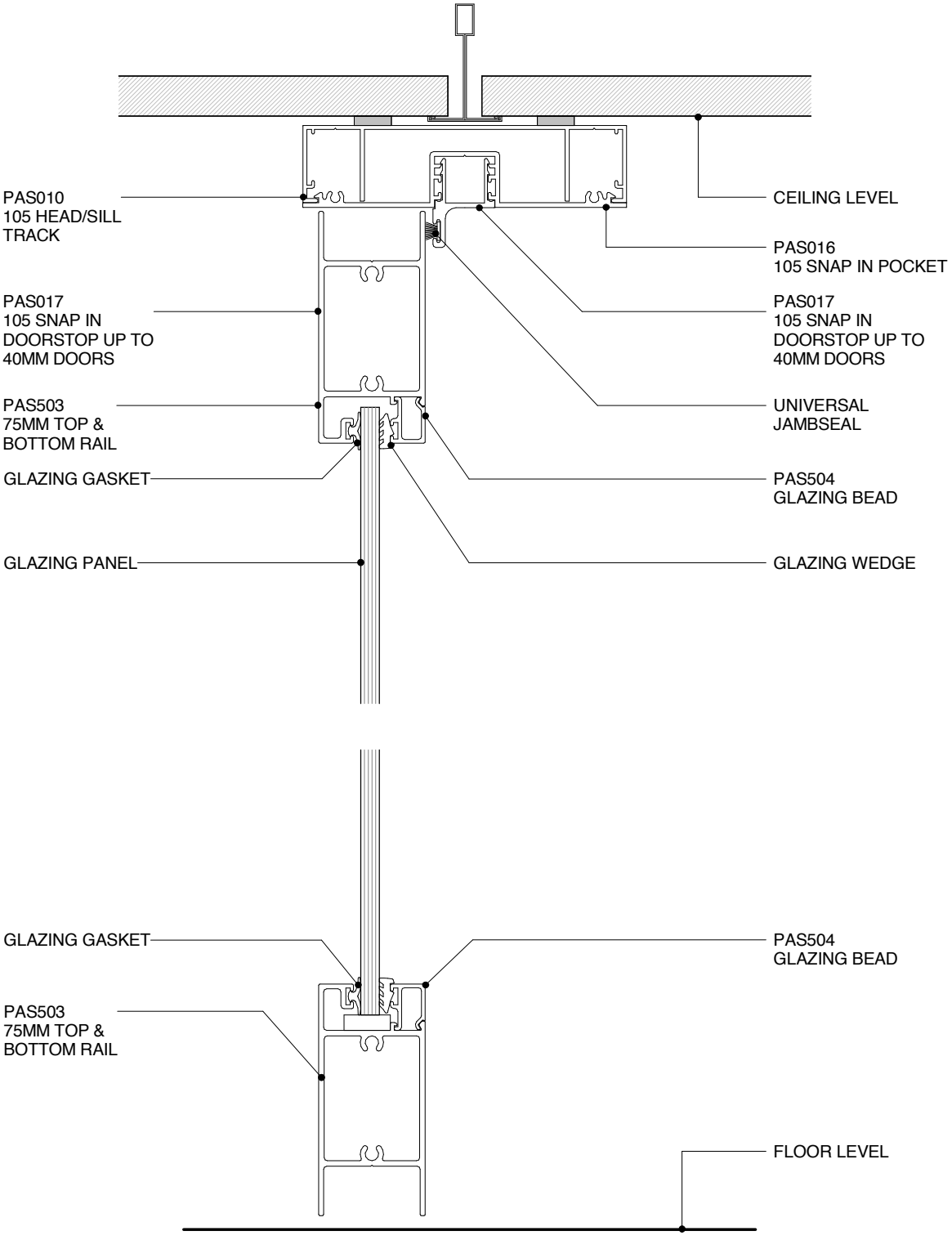

POTTER ALUMINIUM SYSTEMS
A SERIES 105 64MM - DS SERES 75MM DOOR
CROSS SECTION

2.6.9	1:2@A4	A 23/05/16	0800 POTTER (0800 768 837) WWW.POTTERS.CO.NZ
SHEET	SCALE	ISSUED DATE	SUBJECT TO CHANGE WITHOUT NOTICE

CSR

3.1 A SERIES 132

SUITE OVERVIEW

A Series 132 provides a central line glazing with numerous configurations and design options, offering a complete partition system for plasterboard and glazing.

A Series 132 has the following features:

- Standard profile size of 132mm x 25mm or 132mm x 50mm
- Standard wall size based around 92mm steel stud with one layer of plasterboard up to two layers on each side
- Can also achieve 150mm stud with one layer each side
- Can accommodate glass thicknesses between 6mm and 12.38mm
- Door thicknesses between 38mm and 50mm can be used
- Shadowline details optional

TECHNICAL SERVICES + SPECIFICATION

Technical advice is available from our experienced team. Please see our company information page for your closest team, or email specsupport@potters.co.nz

The Potter Interior Systems product catalogue is hosted on www.potters.co.nz, EBOSS website www.eboss.co.nz and Productspec website www.productspec.co.nz

CAD details are either individual components or fully assembled details for convenient transfer to specifiers drawings.
The file formats available for download are .DWG, .DXF, .DWF, .PDF and Autodesk Revit .RVT

Specifcations are also available online with Masterspec branded section 5211PP POTTER ALUMINIUM INTERNAL PARTITIONS from the following resources.

www.potters.co.nz
www.eboss.co.nz
www.masterspec.co.nz
www.productspec.co.nz

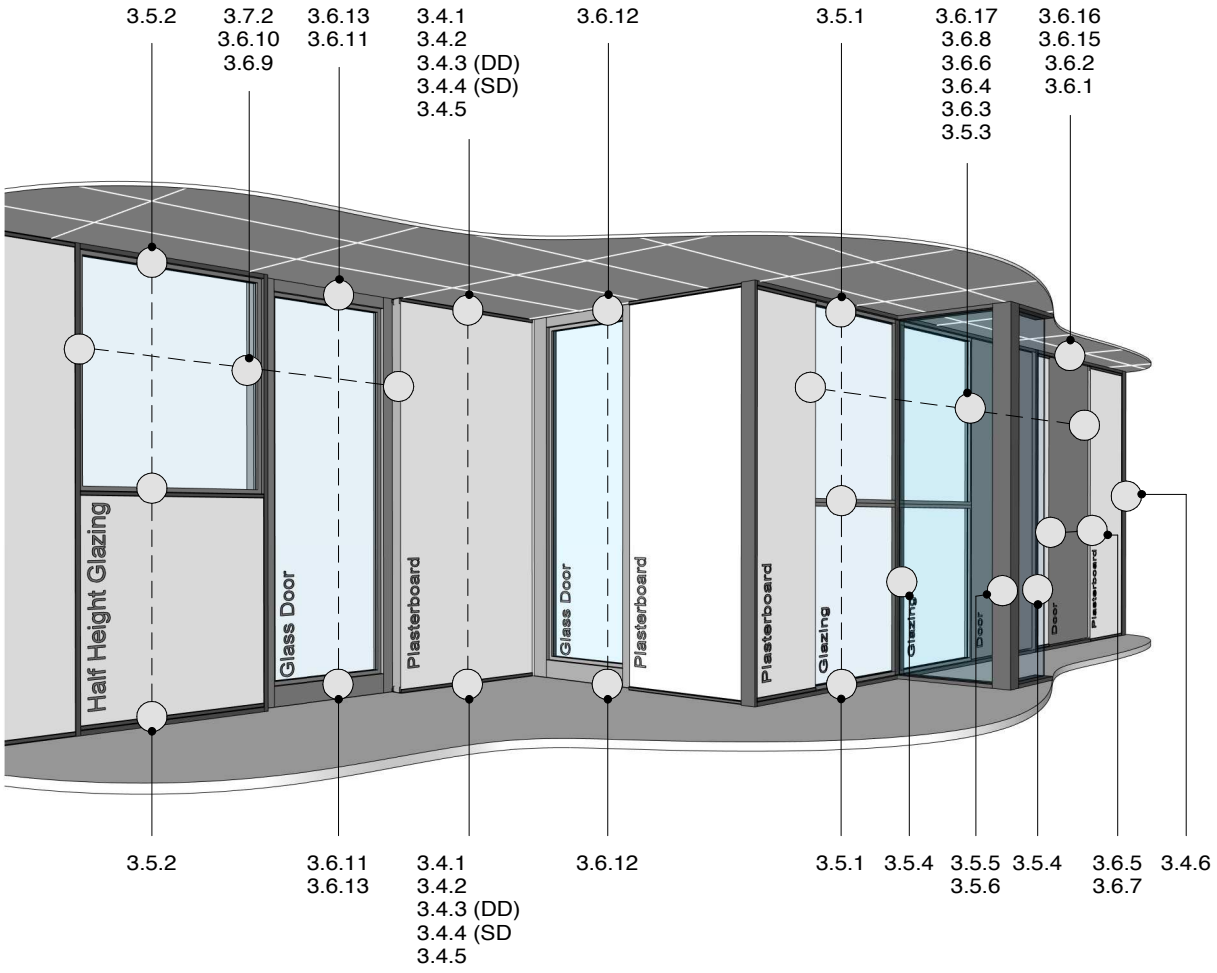

TIPS FOR ARCHITECTS AND DESIGNERS:
TYPICAL FOR ALL SUITES

- 6MM - 12.38MM MAXIMUM LAMINATED GLASS SIZE
- 13MM PLASTERBOARD ONLY
- 105MM PROFILES = 64MM STUD
- 132MM PROFILES = 92MM STUD
- SD = SINGLE/DOUBLE ACOUSTIC WALL LININGS
- DD = DOUBLE/DOUBLE ACOUSTIC WALL LININGS
- FOR SOUND TRANSMISSION CLASS POINTS (STC) REFER TO THE POTTERS WEBSITE WWW.POTTERS.CO.NZ IN THE “PARTITIONING” SECTION

POTTER ALUMINIUM SYSTEMS
A SERIES 132 DETAIL REFERENCES

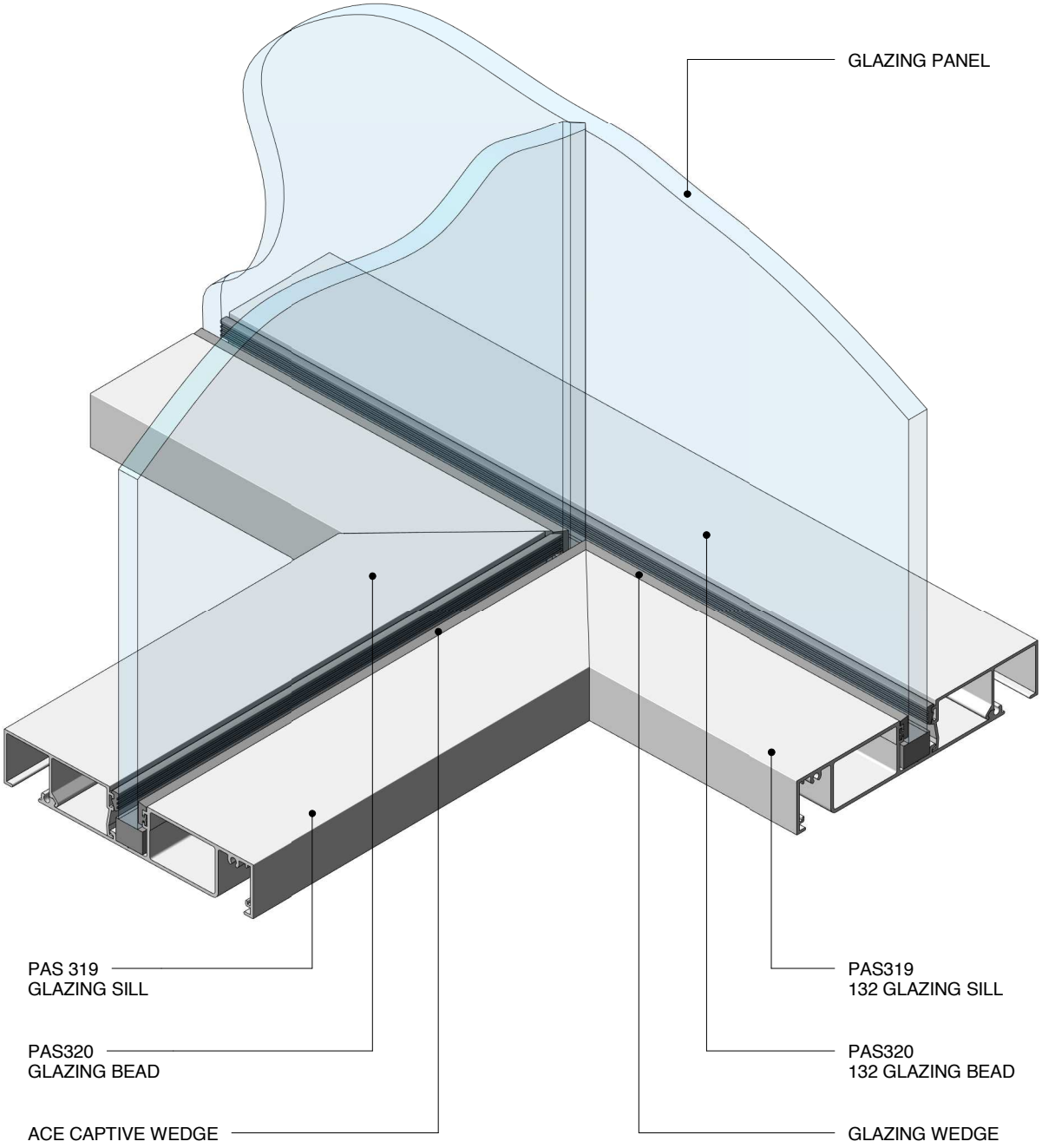

POTTER ALUMINIUM SYSTEMS
A SERIES 132 - GLAZING SILL 90° JUNCTION PERSPECTIVE
PERSPECTIVE

3.2.2	1:10@A4	A 23/05/16	0800 POTTER (0800 768 837) WWW.POTTERS.CO.NZ
SHEET *(OLD REF X1.34)*	SCALE	ISSUED DATE	SUBJECT TO CHANGE WITHOUT NOTICE

POTTER
INTERIOR SYSTEMS

PAS009
100MM SKIRTING

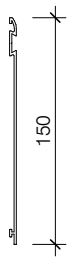

PAS009/B
150MM SKIRTING

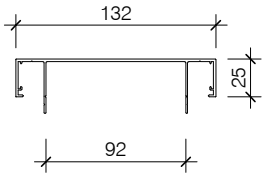

PAS310
132 HEAD/SILL TRACK

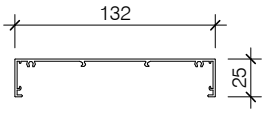

PAS310/A
132 CAPPING HEAD/FRAME

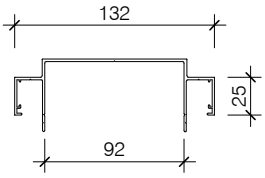

PAS310/C
132 SHADOWLINE HEADTRACK

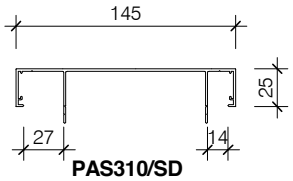

PAS310/SD
132 HEAD/SILL TRACK 3 LAYERS

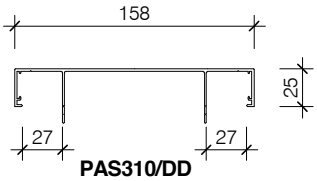

PAS310/DD
132 HEAD/SILL TRACK 4 LAYERS

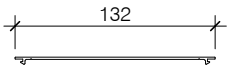

PAS311
132 FLAT TERMINATION CAP

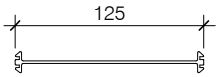

PAS311/D
132 JOINTING PLATE

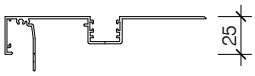

PAS313/A
ADJUSTABLE MULTI TRACK A (144-176MM)

PAS313/B
ADJUSTABLE MULTI TRACK B (144-176MM)

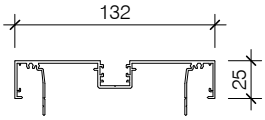

PAS314
132 PLASTERBOARD POCKET CAPPING/FRAME

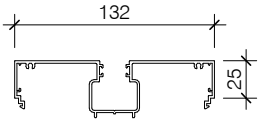

PAS314/A
132 GLAZING ADAPTOR

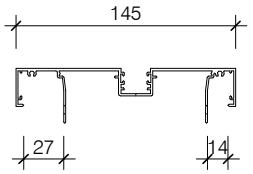

PAS314/SD
132 PLASTERBOARD POCKET CAPPING FRAME 3 LAYERS

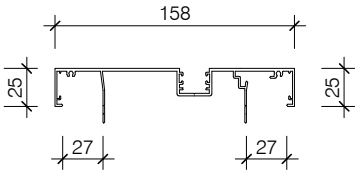

PAS314/DD
132 PLASTERBOARD POCKET CAPPING FRAME 4 LAYERS

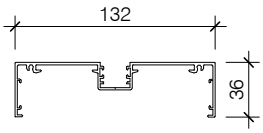

PAS315
132 MEDIUM POCKET CAPPING/FRAME

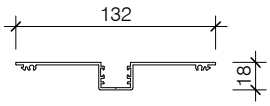

PAS316
132 SNAP IN POCKET

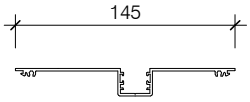

PAS316/SD
132 SNAP IN POCKET 3 LAYERS

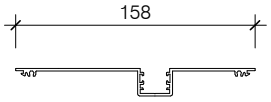

PAS316/DD
132 SNAP IN POCKET 4 LAYERS

PAS317
132 CLIP IN 40MM DOOR STOP

PAS318
132 CLIP IN 50MM DOOR STOP

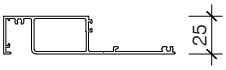

PAS319
132 GLAZING SILL

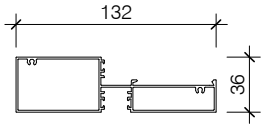

PAS321/A
132 GLAZING SILL/TRANSOM

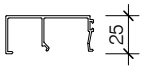

PAS320
132 GLAZING BEAD

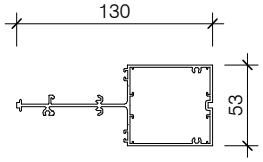

PAS321
132 GLAZING SILL TRANSOM

PAS023
105 POCKET FLUSH FILLER

PAS322
TRANSOM BEAD

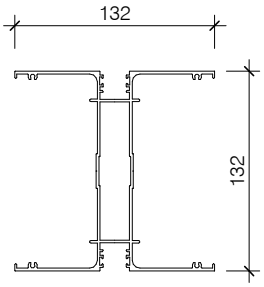

PAS324
132 GLAZED CORNER POST

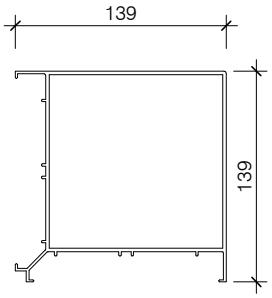

PAS324/JX
132 CORNER POST

POTTER ALUMINIUM SYSTEMS
A SERIES 132 STANDARD SUITE PROFILES

3.3.1	1:5@A4	A 23/05/16	0800 POTTER (0800 768 837) WWW.POTTERS.CO.NZ
SHEET	SCALE	ISSUED DATE	SUBJECT TO CHANGE WITHOUT NOTICE

CSR

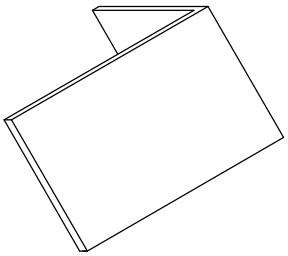

PASACC STAKE 1

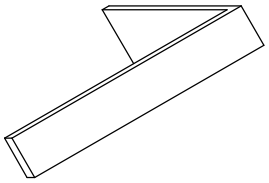

PASACC STAKE 3

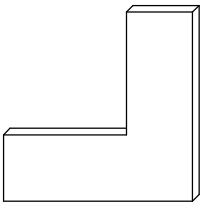

PASACC STAKE 6



PASACC STAKE 7

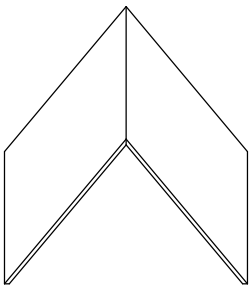

PASACC STAKE 8

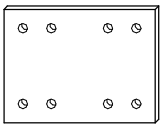

PASACC STAKE 9

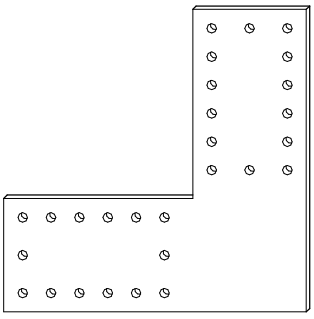

PASACC STAKE 10

ACE CAPTIVE WEDGE

JAMBSEAL INFILL

PASACC 009 BLACK/GREY SKIRTING INFILL

UNIVERSAL JAMBSEAL

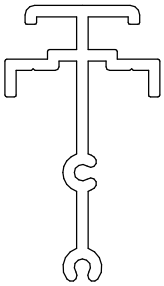

GLAZING POST SPIGOT

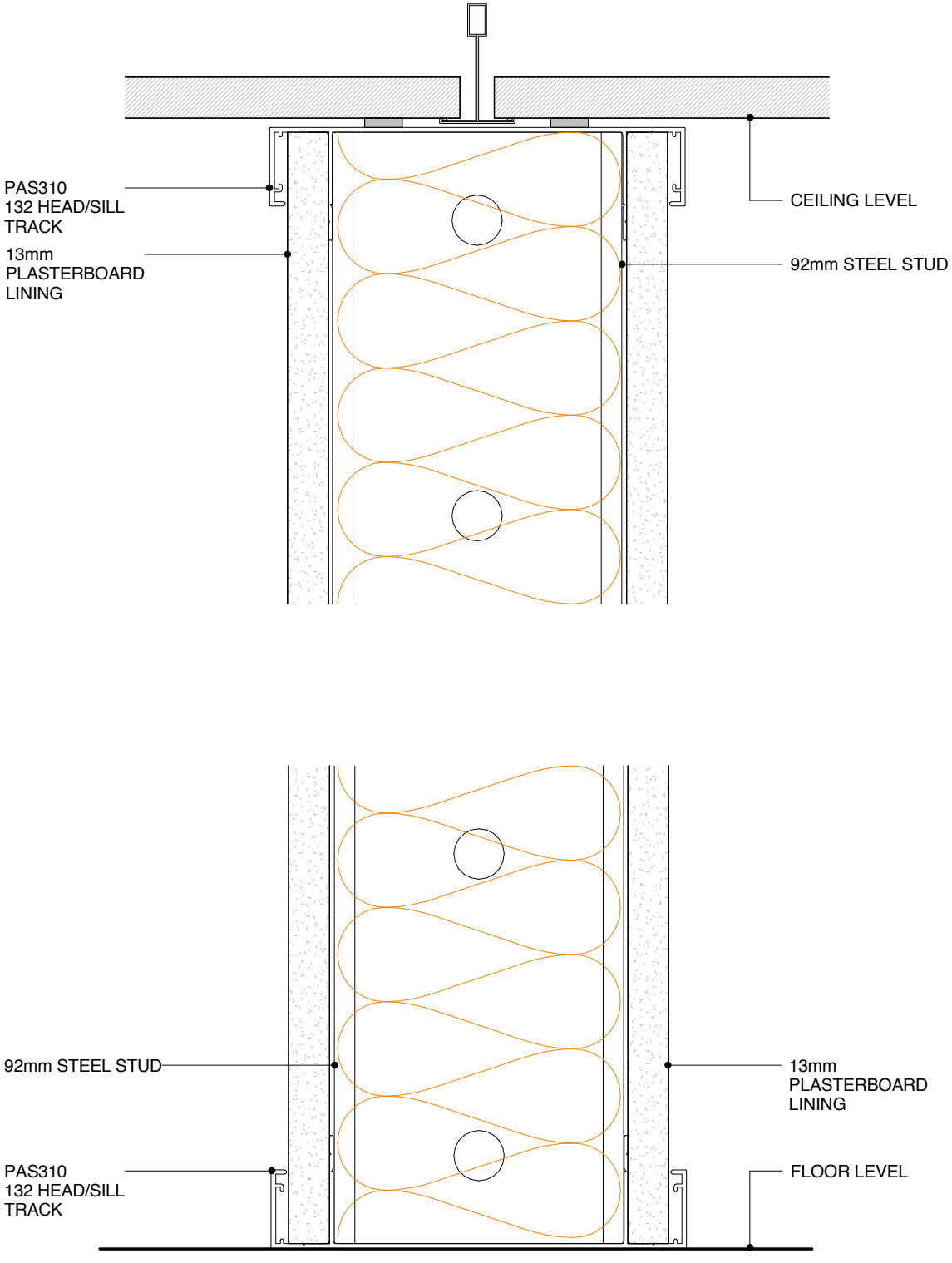

POTTER ALUMINIUM SYSTEMS
A SERIES 132 92MM - STEEL STUD WALL
CROSS SECTION

3.4.1	1:2@A4	A 23/05/16	0800 POTTER (0800 768 837) WWW.POTTERS.CO.NZ
SHEET	SCALE	ISSUED DATE	SUBJECT TO CHANGE WITHOUT NOTICE

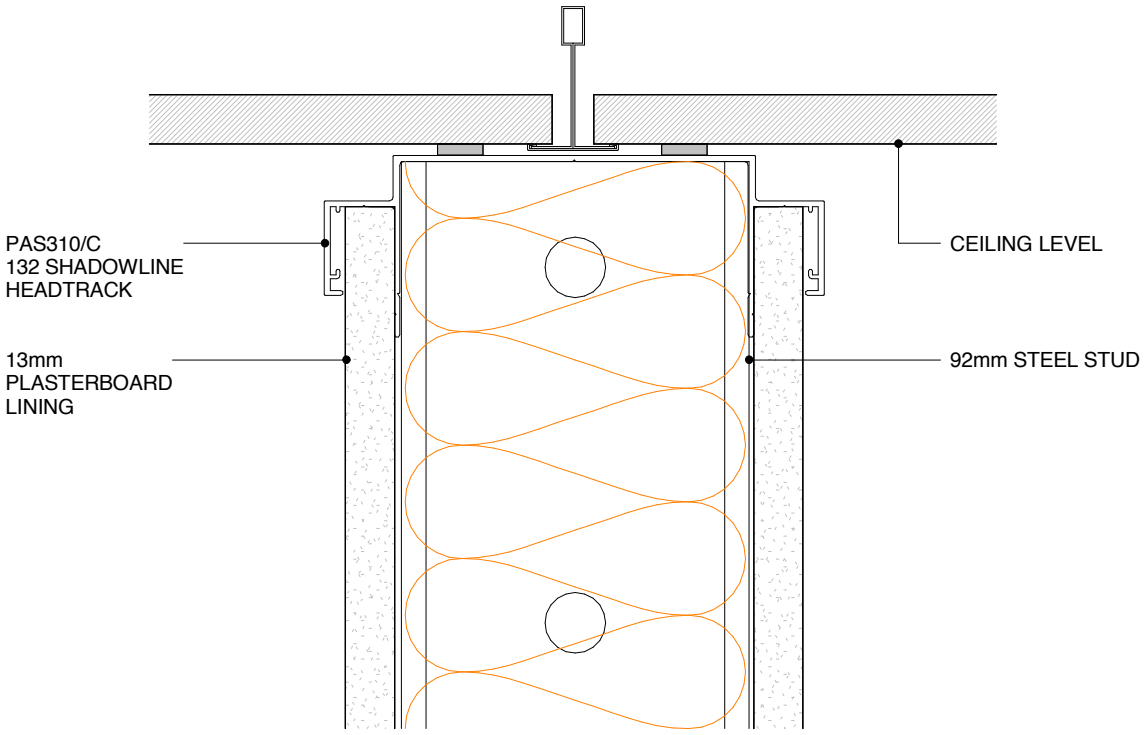

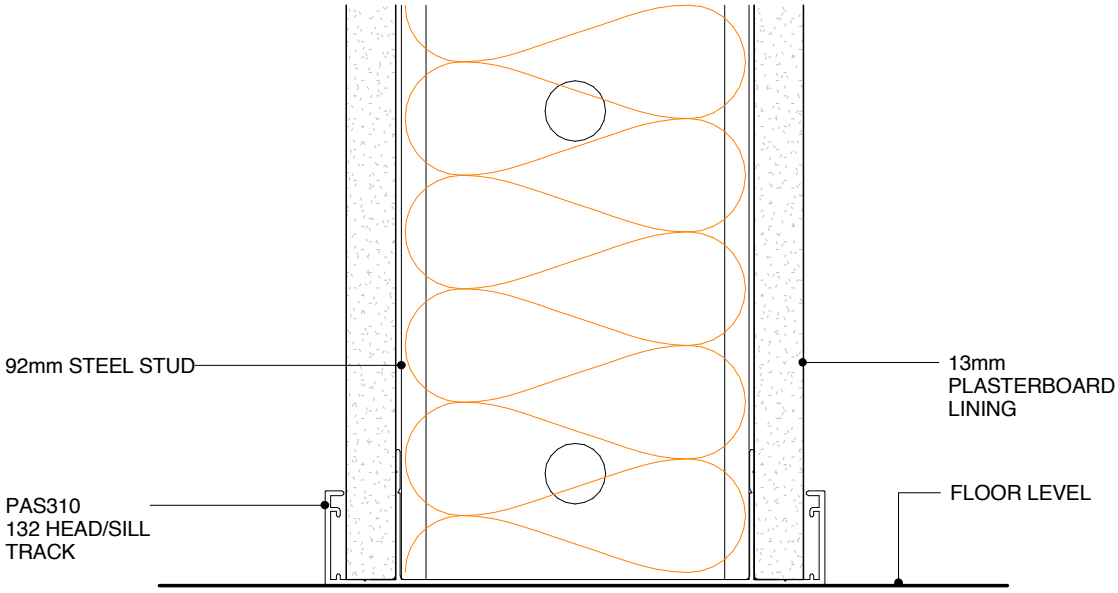

POTTER ALUMINIUM SYSTEMS
A SERIES 132 92MM - STEEL STUD WALL SHADOWLINE DETAIL
CROSS SECTION

3.4.2	1:2@A4	A 23/05/16	0800 POTTER (0800 768 837) WWW.POTTERS.CO.NZ
SHEET	SCALE	ISSUED DATE	SUBJECT TO CHANGE WITHOUT NOTICE

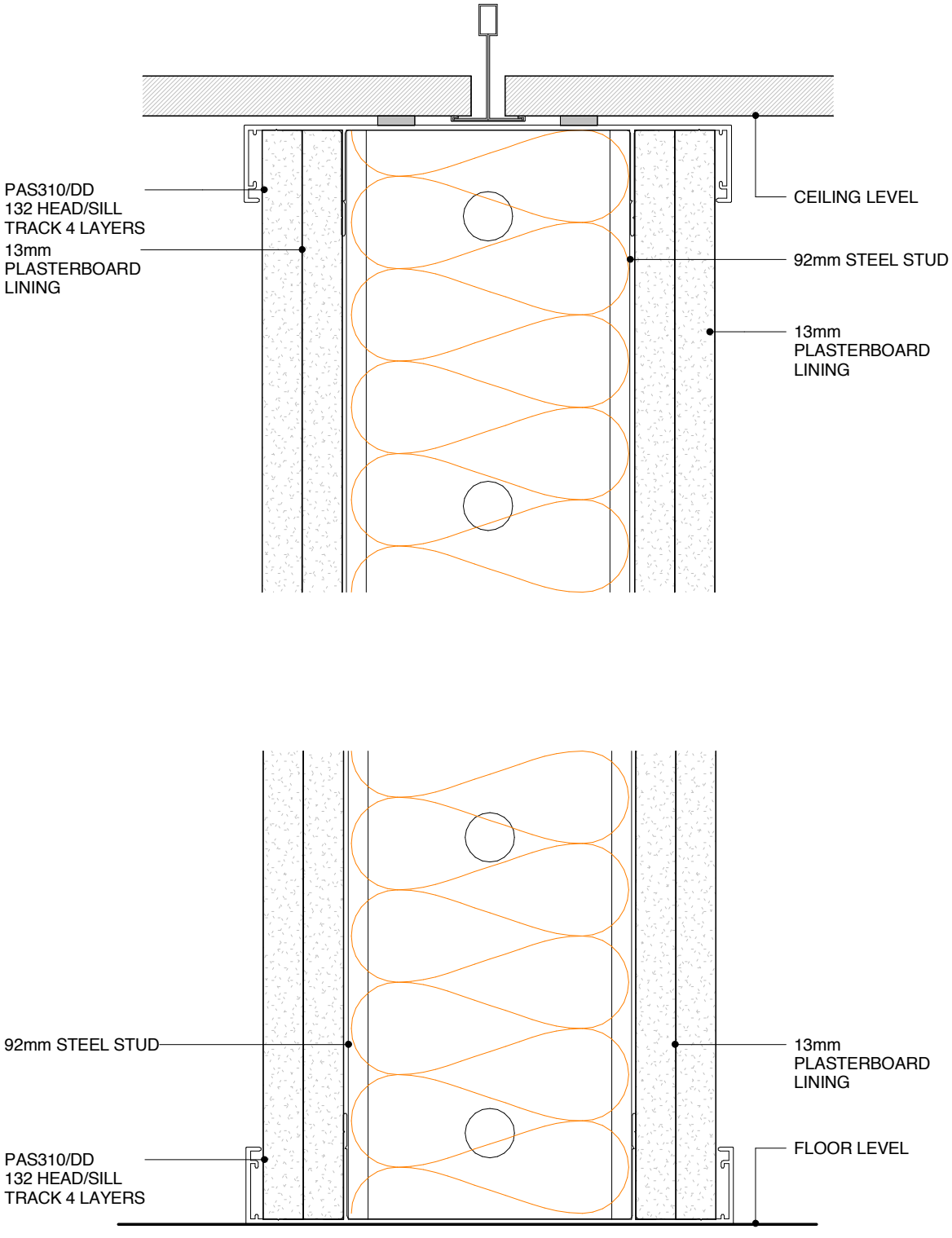

POTTER ALUMINIUM SYSTEMS
A SERIES 132 92MM - STEEL STUD ACOUSTIC WALL (4 LAYERS)
CROSS SECTION

3.4.3	1:2@A4	A 23/05/16	0800 POTTER (0800 768 837) WWW.POTTERS.CO.NZ
SHEET	SCALE	ISSUED DATE	SUBJECT TO CHANGE WITHOUT NOTICE

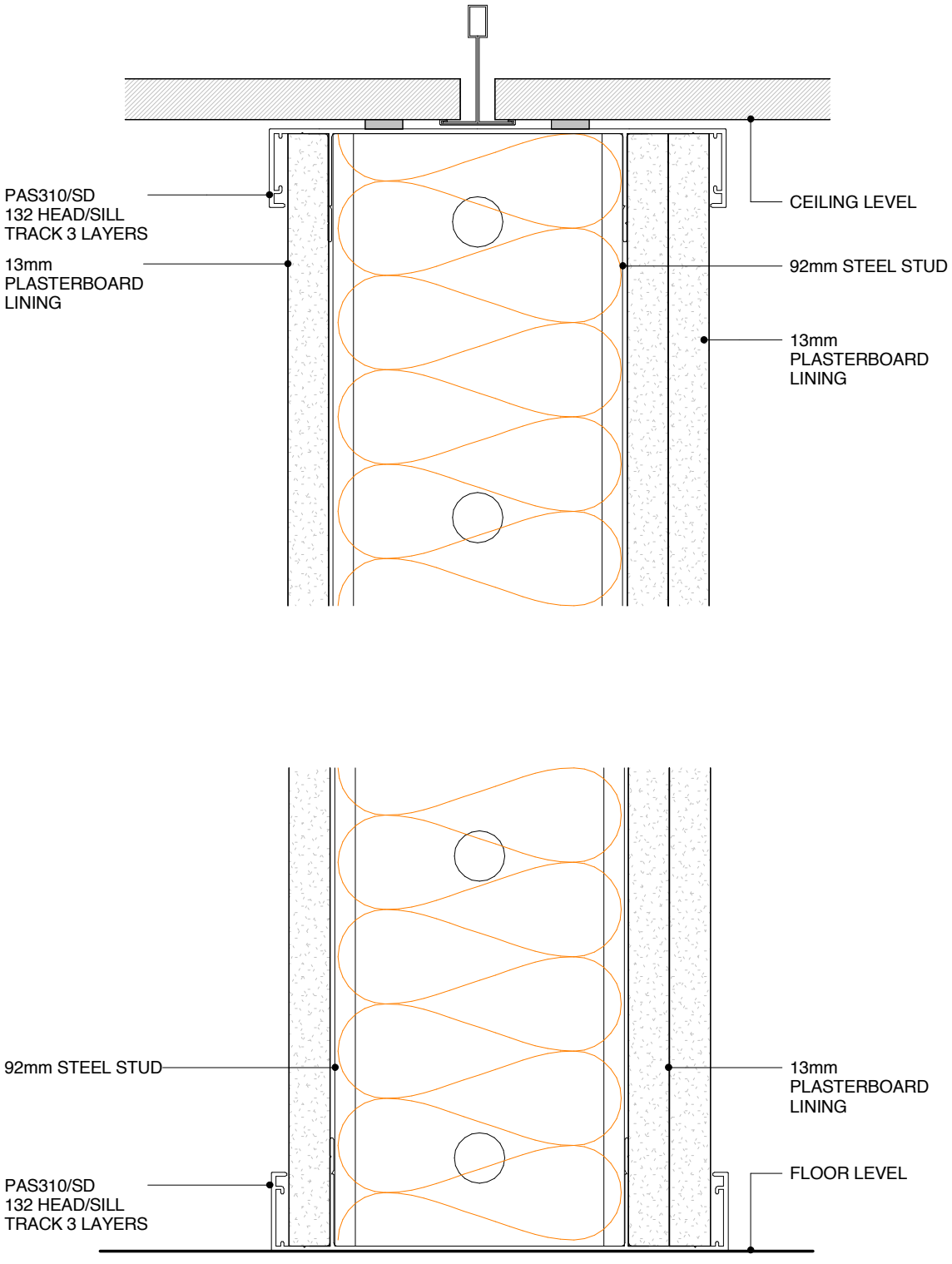

POTTER ALUMINIUM SYSTEMS
A SERIES 132 92MM - STEEL STUD ACOUSTIC WALL (3 LAYERS)
CROSS SECTION

3.4.4	1:2@A4	A 23/05/16	0800 POTTER (0800 768 837) WWW.POTTERS.CO.NZ
SHEET	SCALE	ISSUED DATE	SUBJECT TO CHANGE WITHOUT NOTICE

CSR

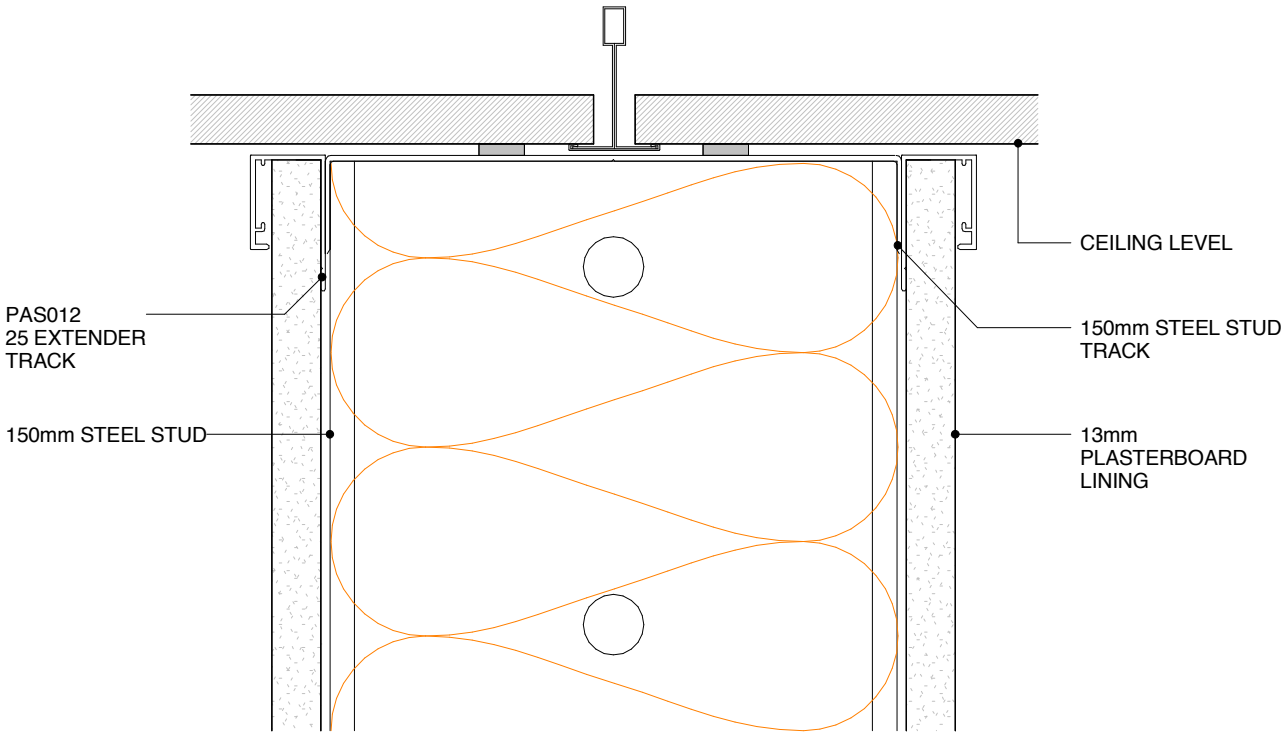

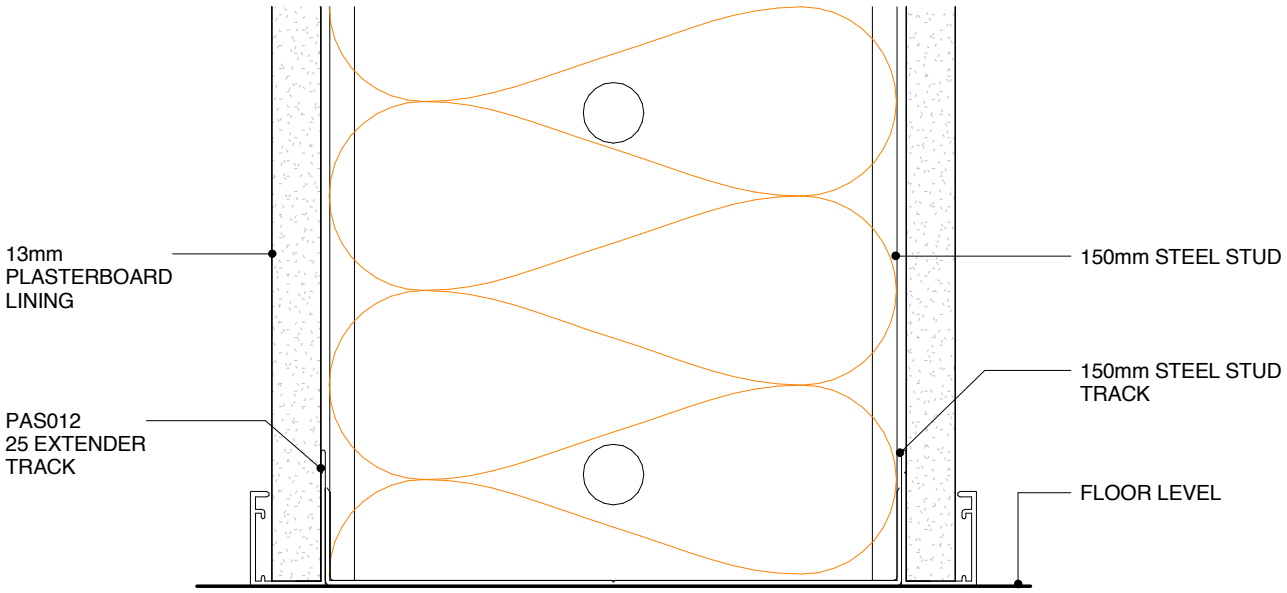

POTTER ALUMINIUM SYSTEMS
A SERIES 132 150MM - STEEL STUD WALL
CROSS SECTION

3.4.5	1:2@A4	A 23/05/16	0800 POTTER (0800 768 837) WWW.POTTERS.CO.NZ
SHEET	SCALE	ISSUED DATE	SUBJECT TO CHANGE WITHOUT NOTICE

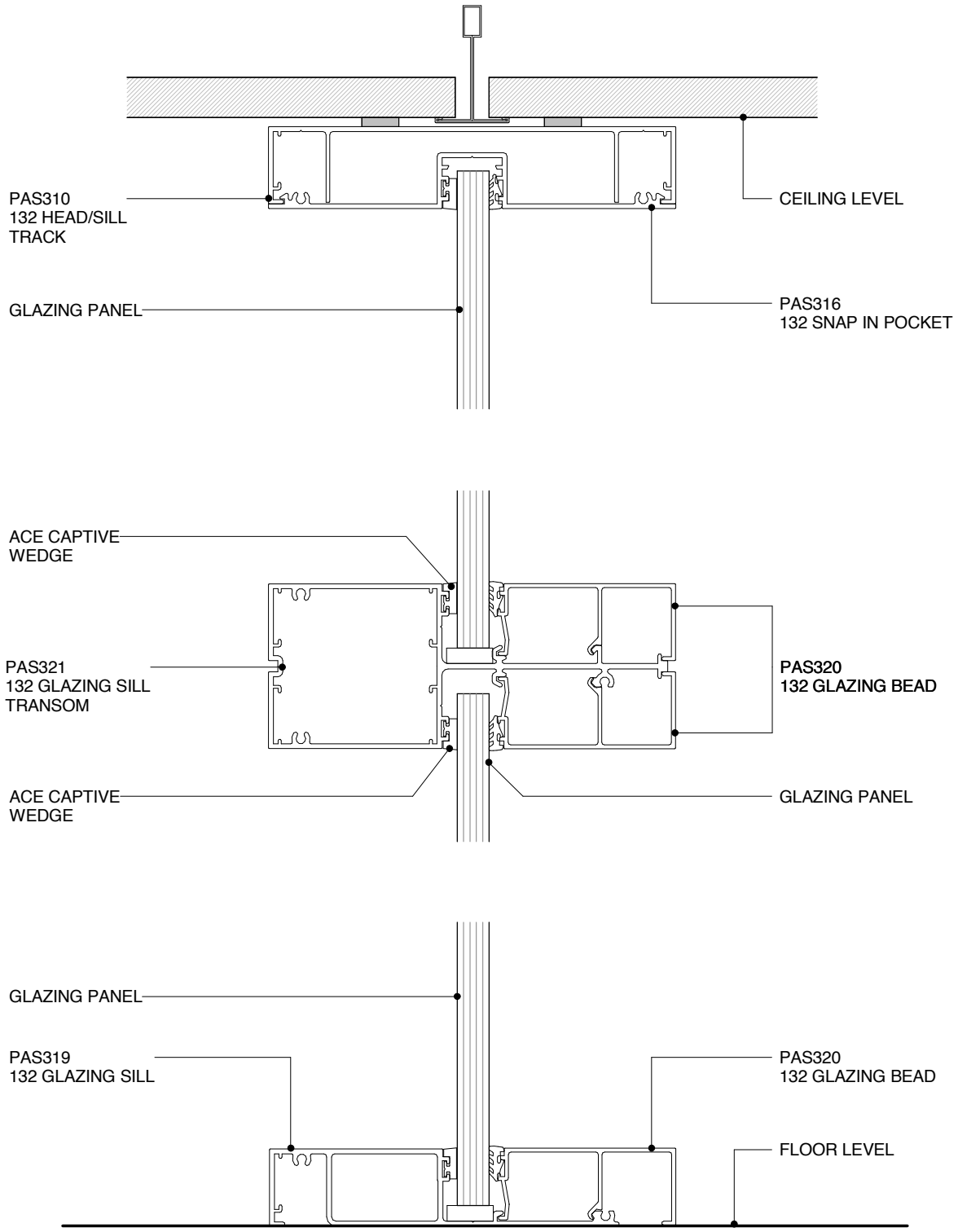

POTTER ALUMINIUM SYSTEMS
A SERIES 132 92MM - TRANSOM IN GLAZED WALL
CROSS SECTION

3.5.1	1:2@A4	A 23/05/16	0800 POTTER (0800 768 837) WWW.POTTERS.CO.NZ
SHEET	SCALE	ISSUED DATE	SUBJECT TO CHANGE WITHOUT NOTICE

CSR

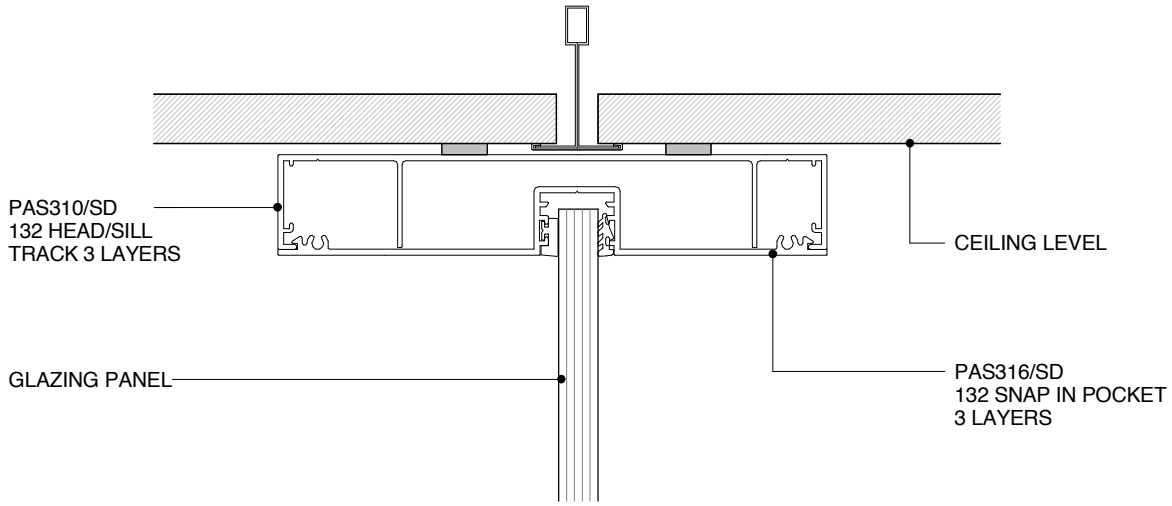

SD TRACK 3 LAYERS

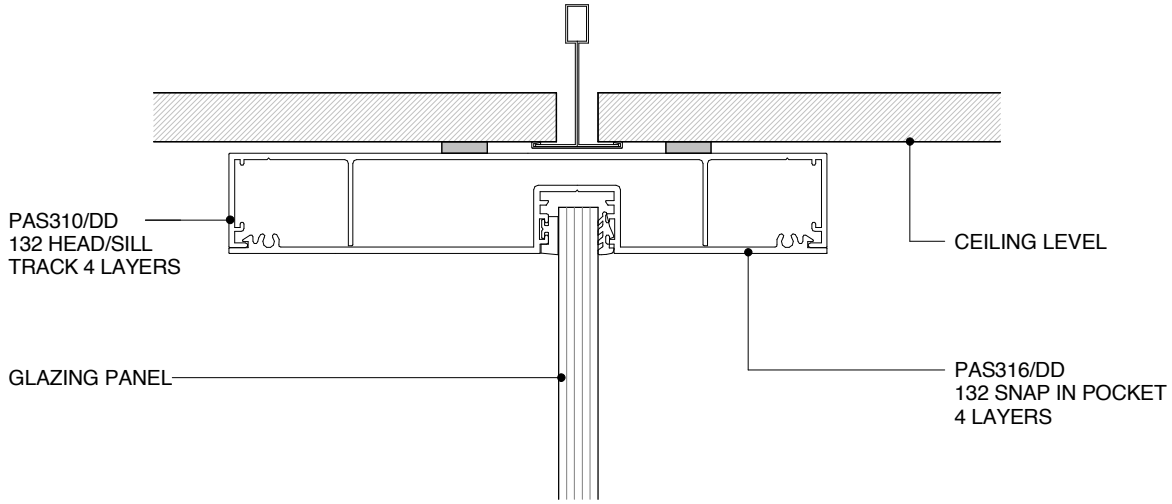

DD TRACK 4 LAYERS

POTTER ALUMINIUM SYSTEMS
A SERIES 132 92MM - GLAZED HEADTRACK MULTI-LAYER
CROSS SECTION

3.5.10	1:2@A4	A 23/05/16	0800 POTTER (0800 768 837) WWW.POTTERS.CO.NZ
SHEET	SCALE	ISSUED DATE	SUBJECT TO CHANGE WITHOUT NOTICE

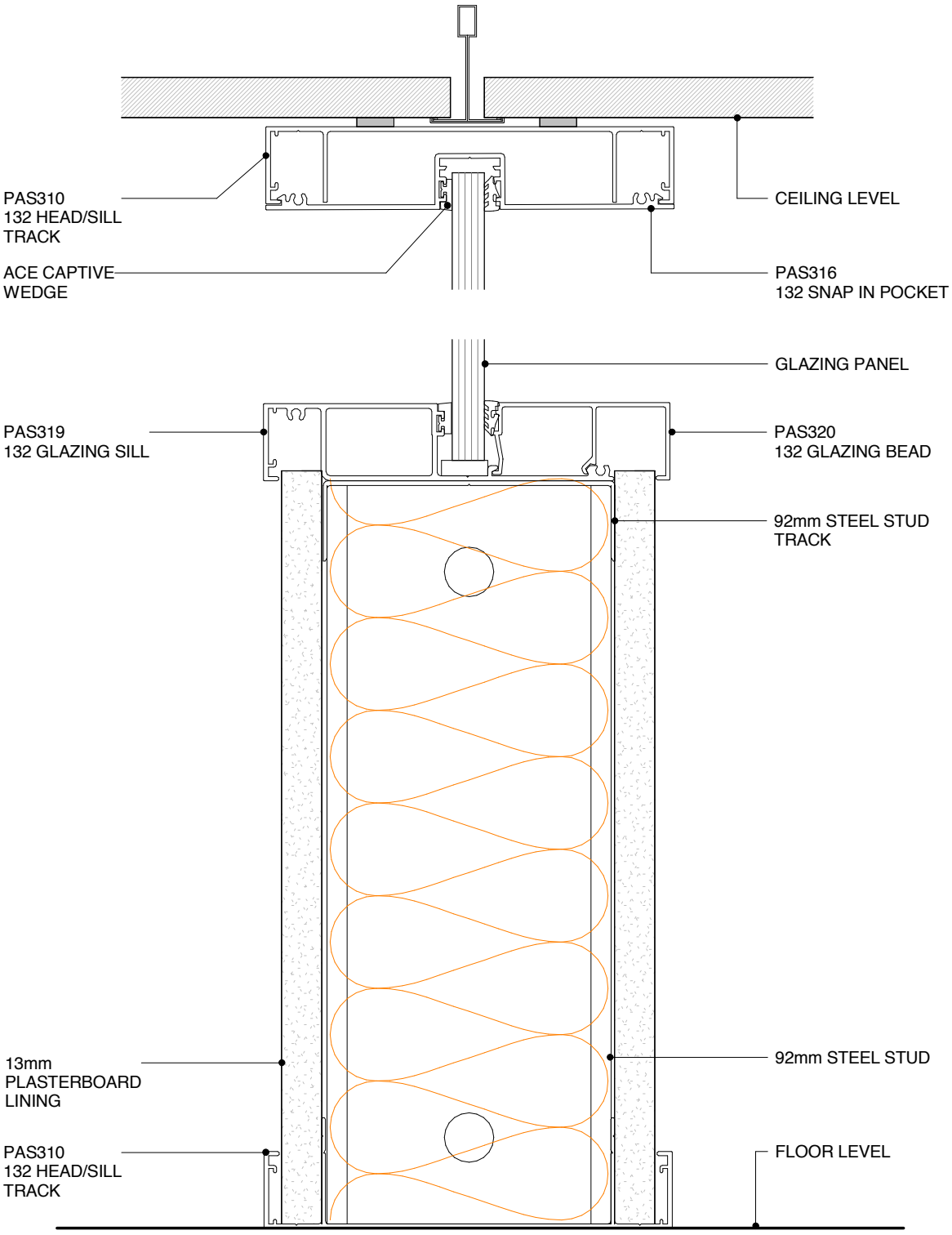

POTTER ALUMINIUM SYSTEMS
A SERIES 132 92MM - HALF HEIGHT GLAZING
CROSS SECTION

3.5.2	1:2@A4	A 23/05/16	0800 POTTER (0800 768 837) WWW.POTTERS.CO.NZ
SHEET	SCALE	ISSUED DATE	SUBJECT TO CHANGE WITHOUT NOTICE

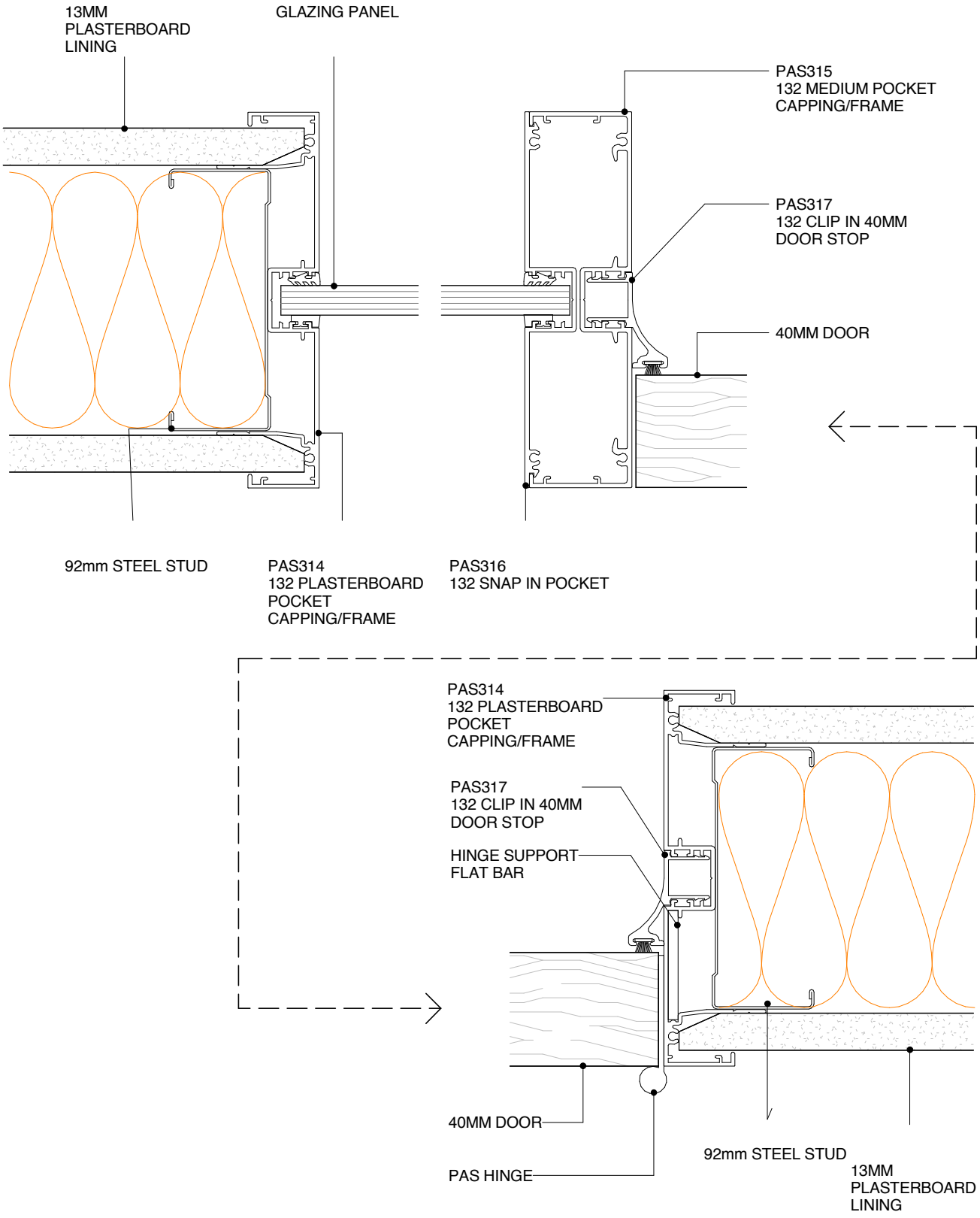

POTTER ALUMINIUM SYSTEMS
A SERIES 132 92MM - MULLION & DOOR WALL SECTION
PLAN VIEW

3.5.3	1:2@A4	A 23/05/16	0800 POTTER (0800 768 837) WWW.POTTERS.CO.NZ
SHEET	SCALE	ISSUED DATE	SUBJECT TO CHANGE WITHOUT NOTICE

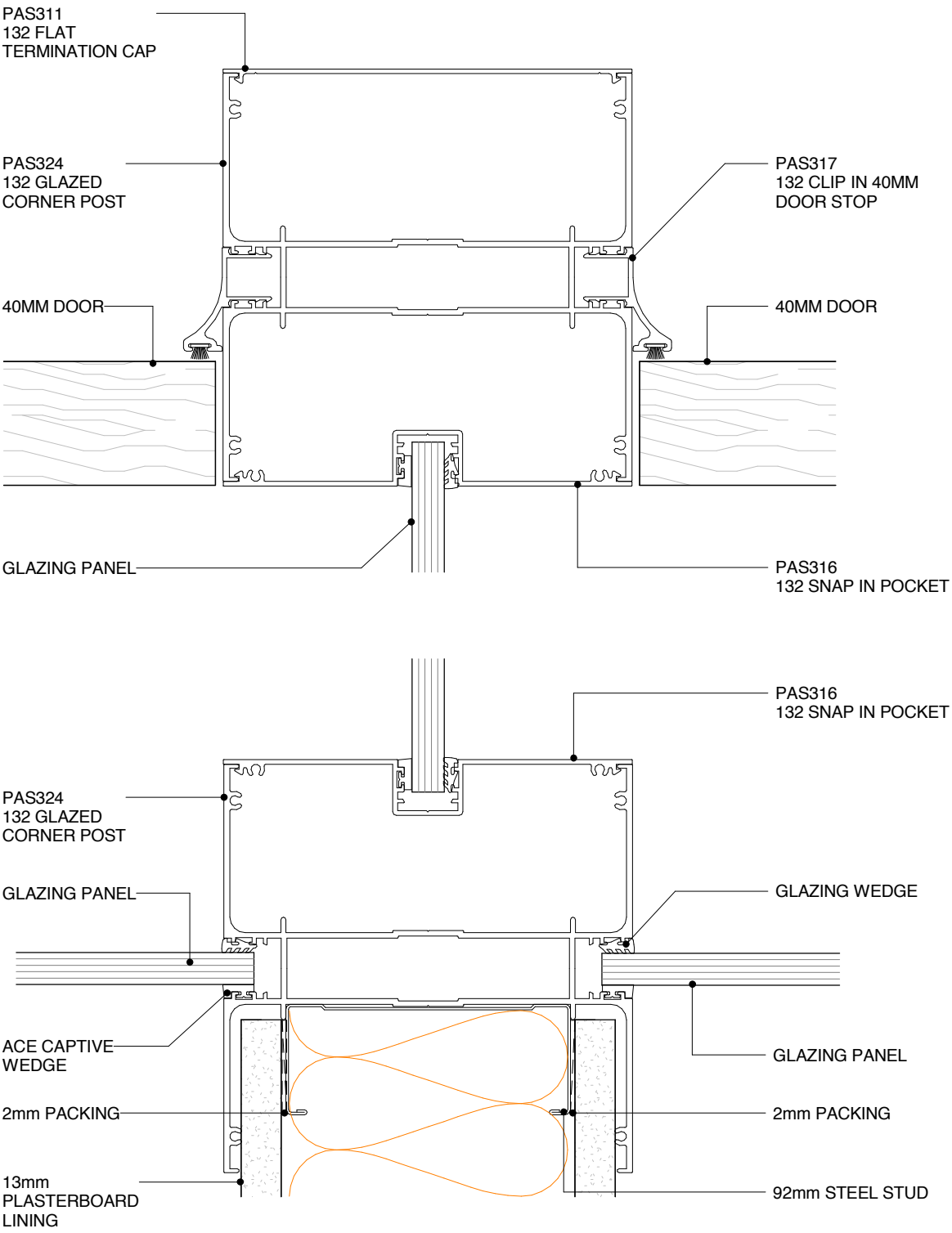

POTTER ALUMINIUM SYSTEMS
A SERIES 132 92MM - LARGE GLAZING POSTS
PLAN VIEW

3.5.4	1:2@A4	A 23/05/16	0800 POTTER (0800 768 837) WWW.POTTERS.CO.NZ
SHEET	SCALE	ISSUED DATE	SUBJECT TO CHANGE WITHOUT NOTICE

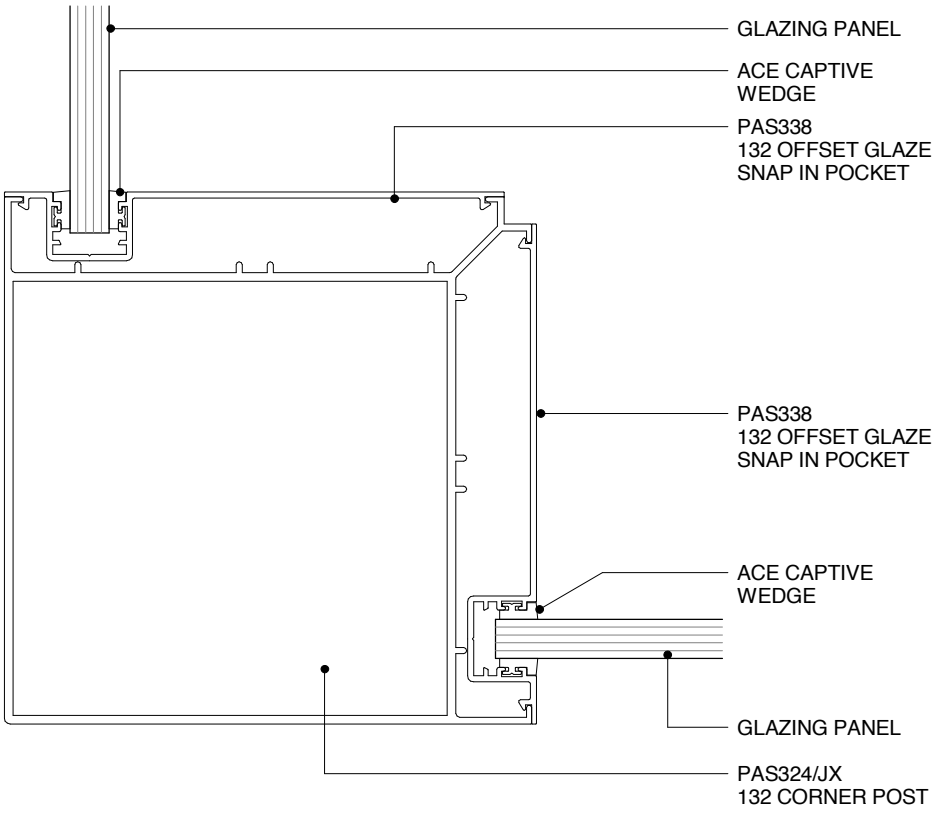

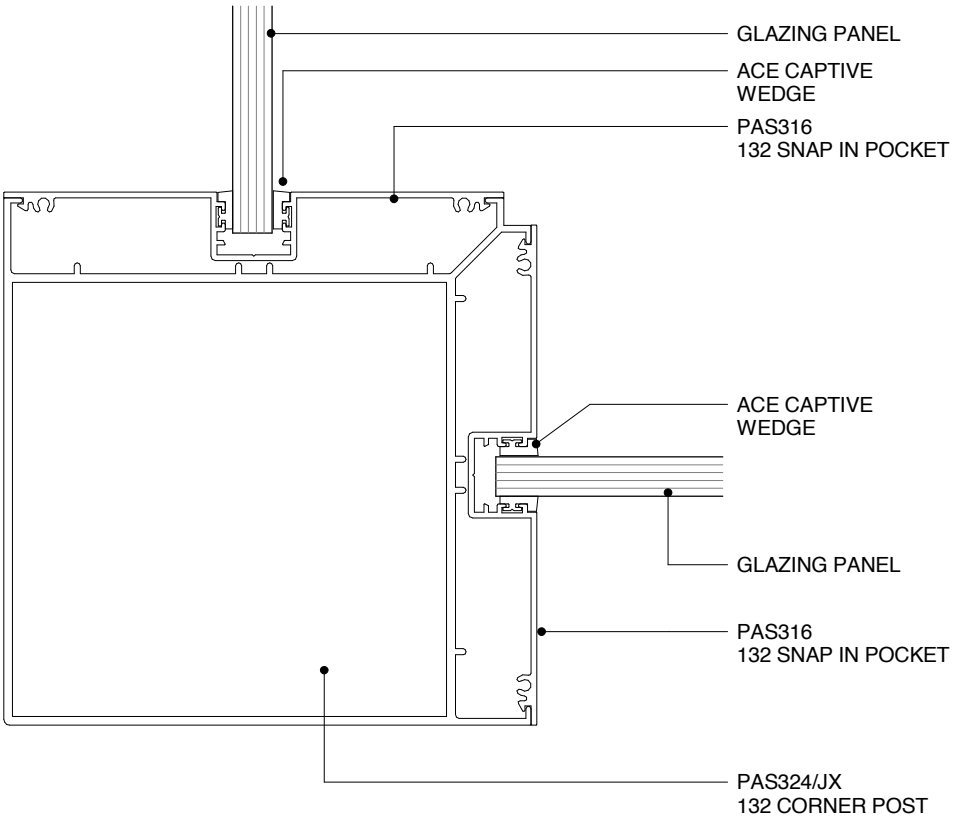

POTTER ALUMINIUM SYSTEMS
A SERIES 132 92MM - GLAZING CORNER POST SINGLE GLASS
PLAN VIEW

3.5.5	1:2@A4	A 23/05/16	0800 POTTER (0800 768 837) WWW.POTTERS.CO.NZ
SHEET	SCALE	ISSUED DATE	SUBJECT TO CHANGE WITHOUT NOTICE

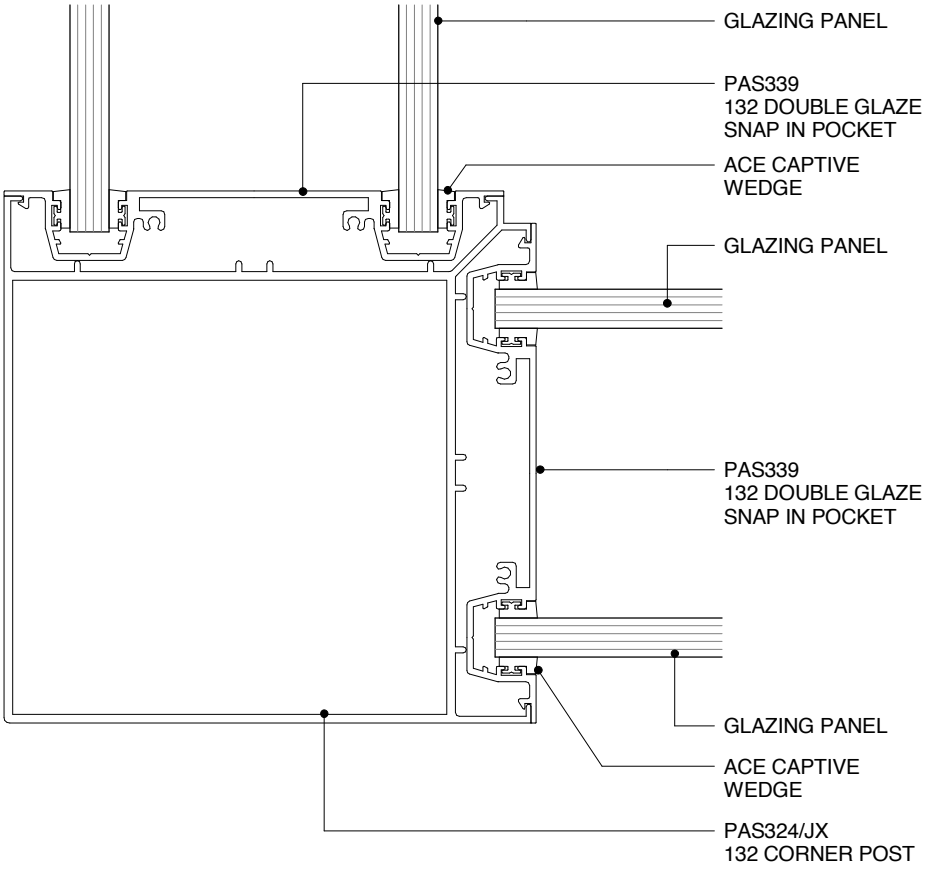

POTTER ALUMINIUM SYSTEMS
A SERIES 132 92MM - GLAZING CORNER POST DOUBLE GLASS
PLAN VIEW

3.5.6	1:2@A4	A 23/05/16	0800 POTTER (0800 768 837) WWW.POTTERS.CO.NZ
SHEET	SCALE	ISSUED DATE	SUBJECT TO CHANGE WITHOUT NOTICE

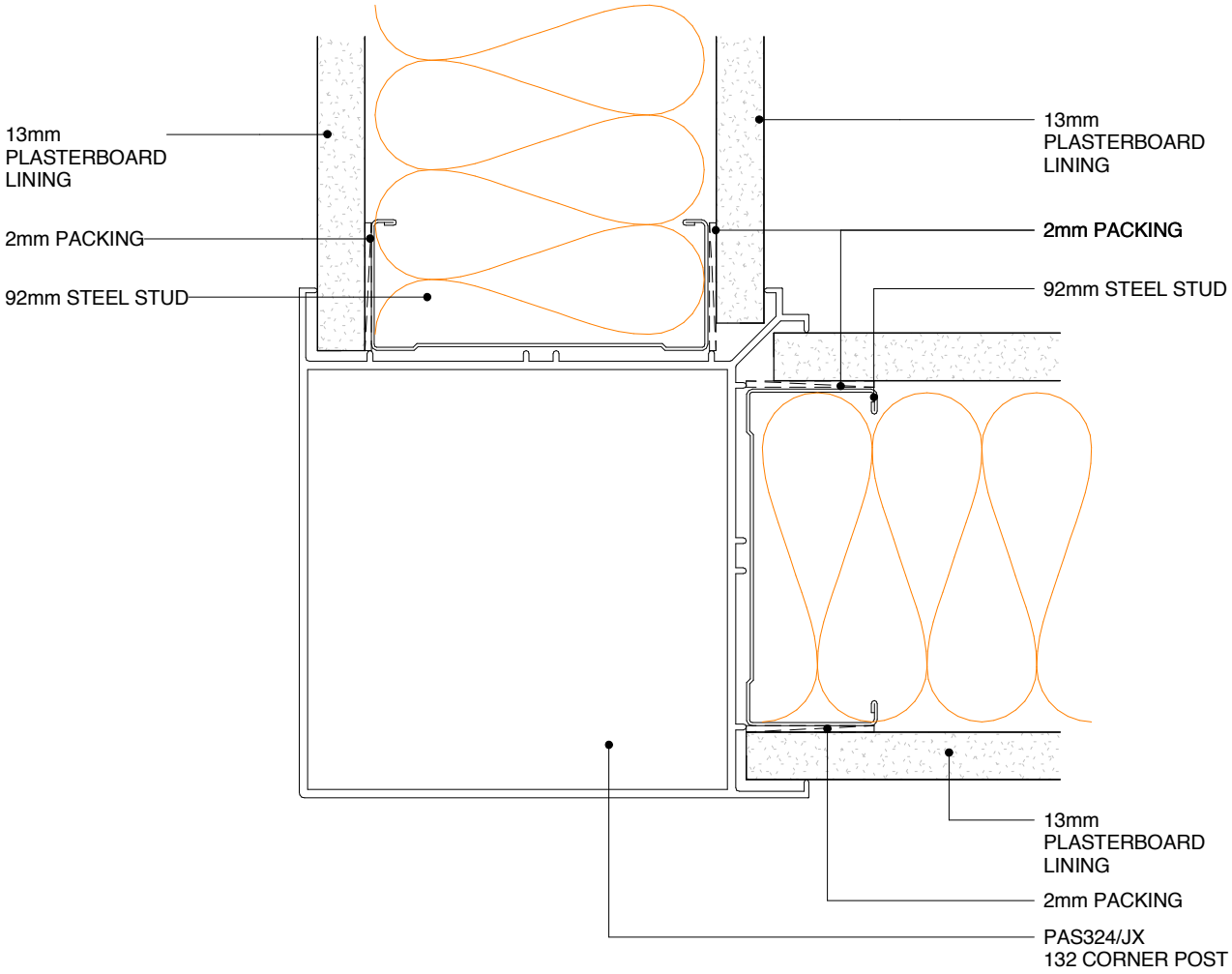

POTTER ALUMINIUM SYSTEMS
A SERIES 132 92MM - WALL CORNER POST
CROSS SECTION

3.5.7	1:2@A4	A 23/05/16	0800 POTTER (0800 768 837) WWW.POTTERS.CO.NZ
SHEET	SCALE	ISSUED DATE	SUBJECT TO CHANGE WITHOUT NOTICE

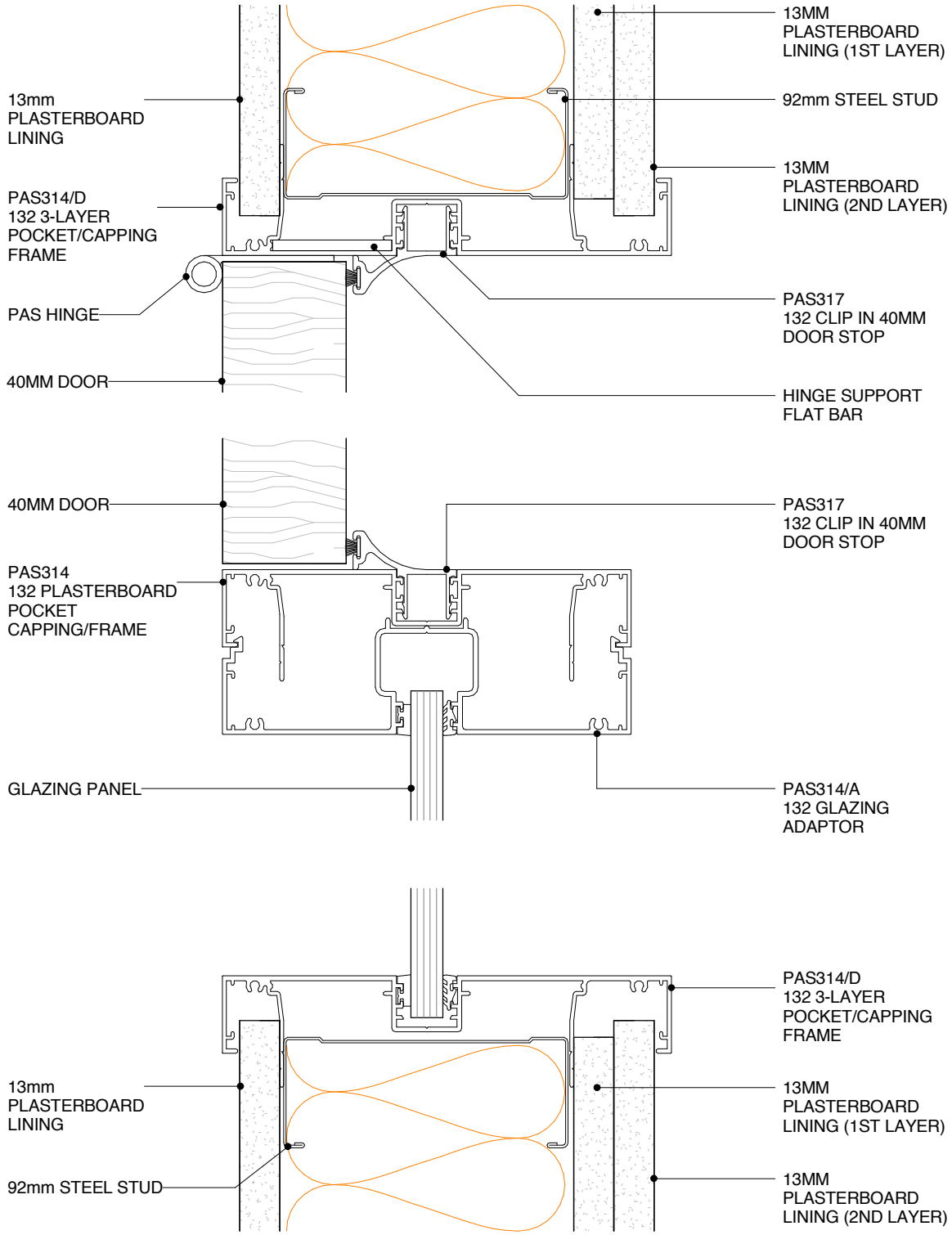

POTTER ALUMINIUM SYSTEMS
A SERIES 132 92MM - THREE LAYER SYSTEM
PLAN VIEW

3.5.8	1:2@A4	A 23/05/16	0800 POTTER (0800 768 837) WWW.POTTERS.CO.NZ
SHEET *(OLD REF X1.24)*	SCALE	ISSUED DATE	SUBJECT TO CHANGE WITHOUT NOTICE

CSR

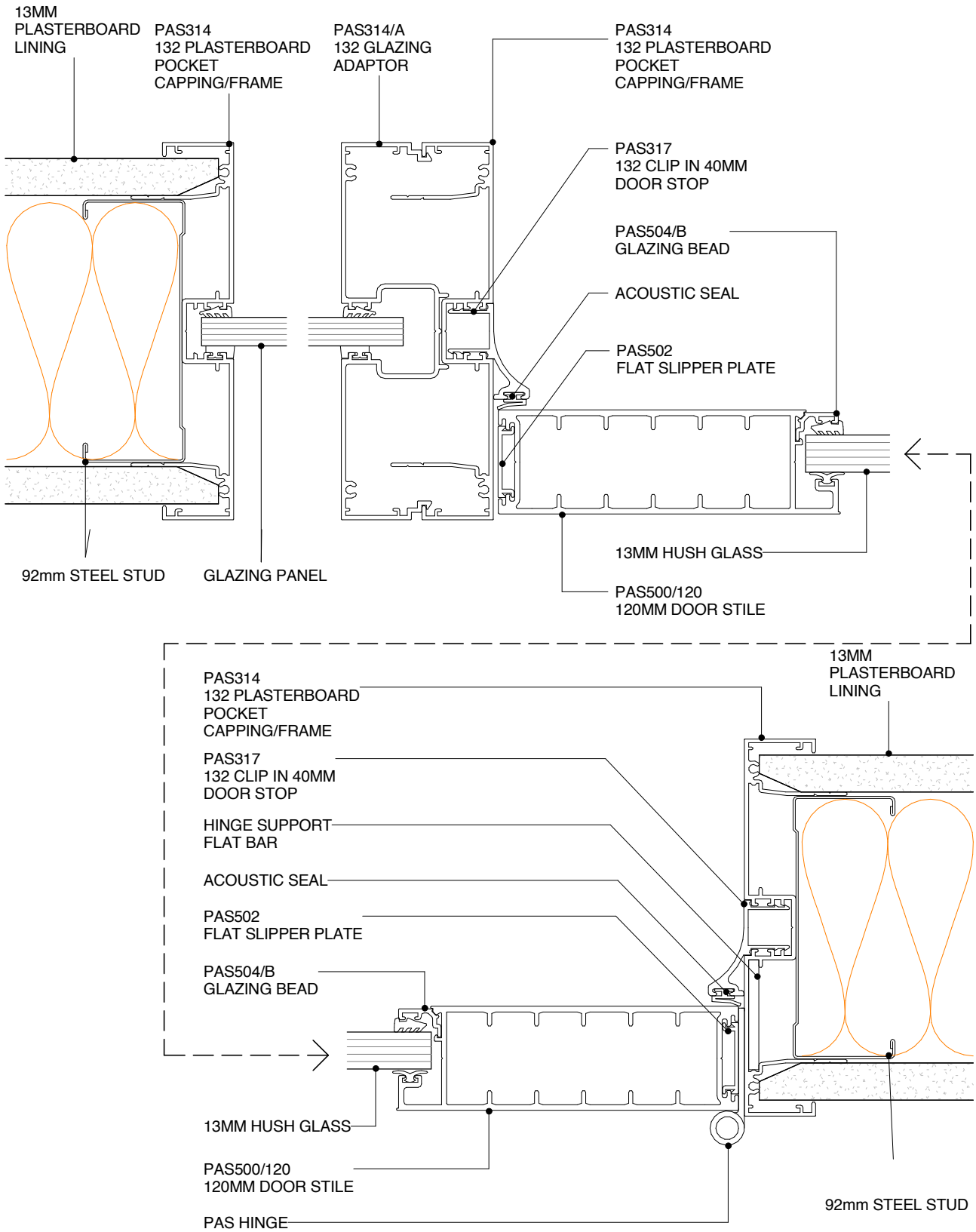

POTTER ALUMINIUM SYSTEMS
A SERIES 132 92MM - 50MM MULLION & DS SERIES 120MM DOOR
PLAN VIEW

3.5.9	1:2@A4	A 23/05/16	0800 POTTER (0800 768 837) WWW.POTTERS.CO.NZ
SHEET *(OLD REF X1.27)*	SCALE	ISSUED DATE	SUBJECT TO CHANGE WITHOUT NOTICE

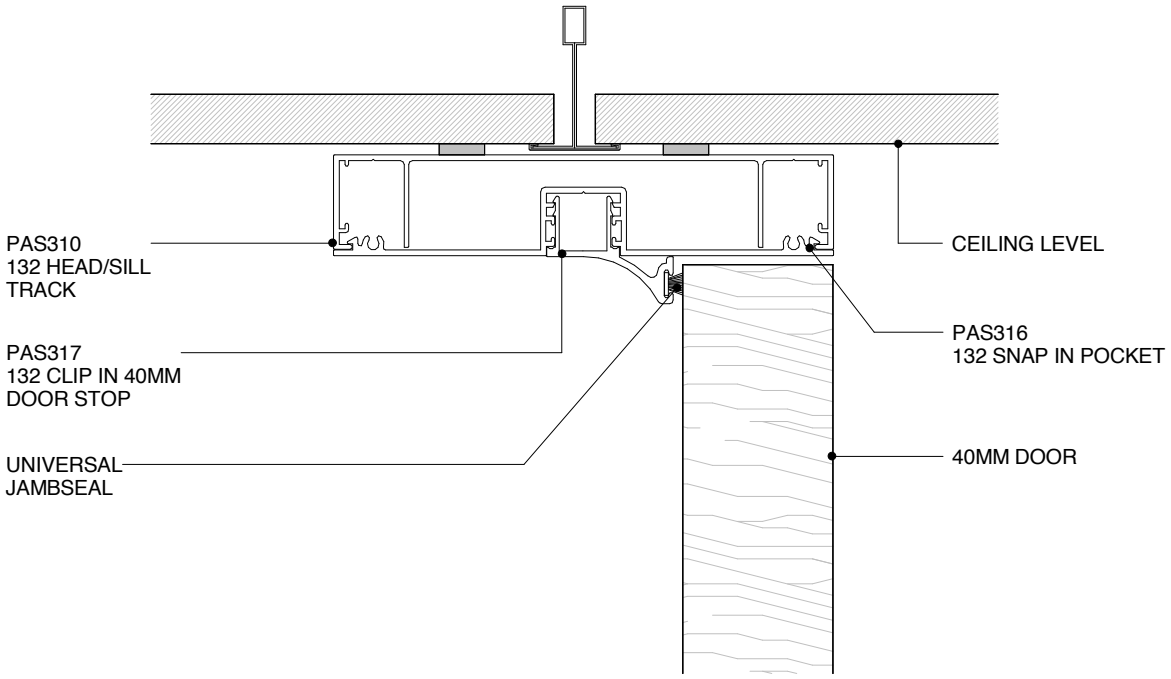

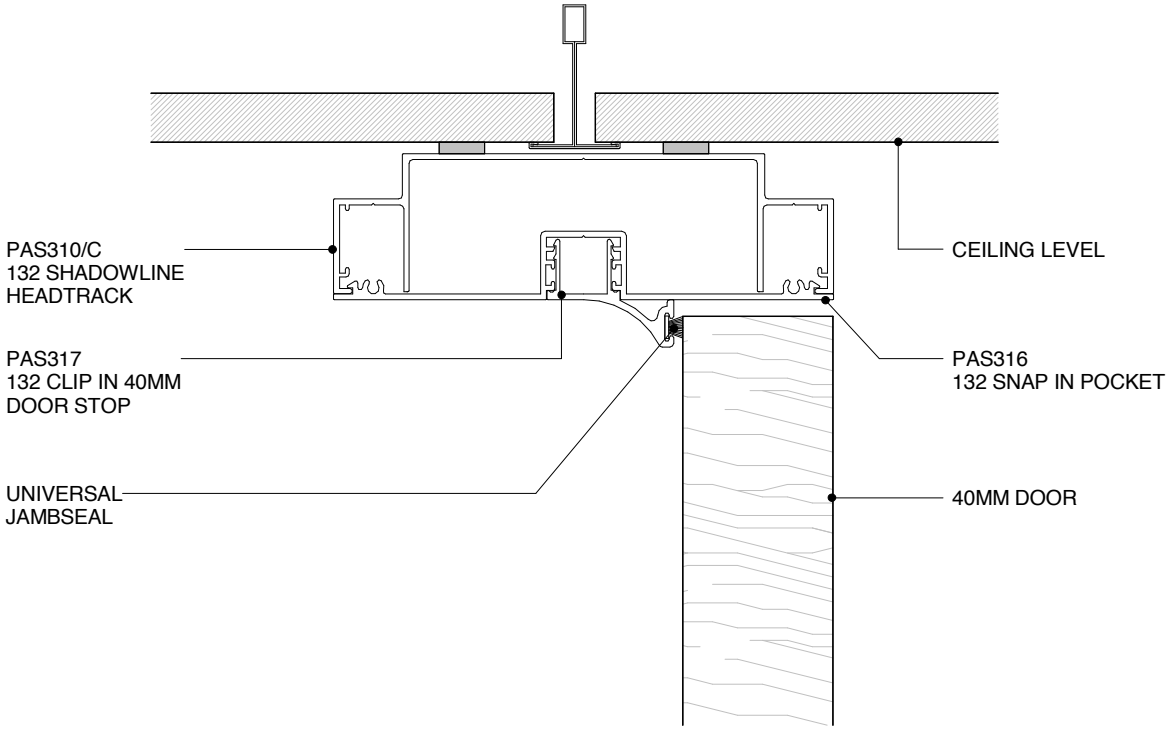

POTTER ALUMINIUM SYSTEMS
A SERIES 132 92MM - 40MM DOOR HEADTRACK
CROSS SECTION

3.6.1	1:2@A4	A 23/05/16	0800 POTTER (0800 768 837) WWW.POTTERS.CO.NZ
SHEET	SCALE	ISSUED DATE	SUBJECT TO CHANGE WITHOUT NOTICE

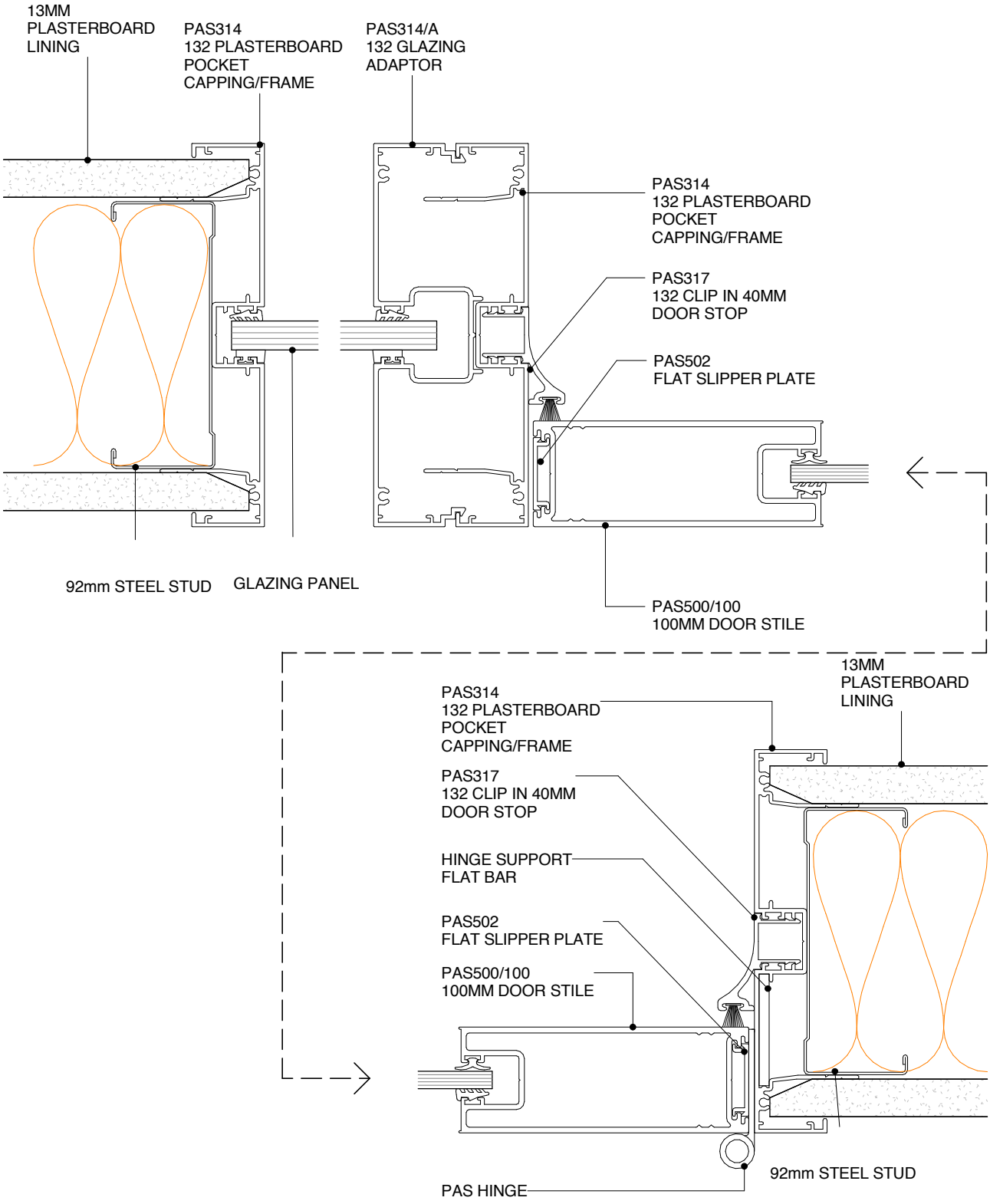

POTTER ALUMINIUM SYSTEMS
A SERIES 132 92MM - 50MM MULLION & DS SERIES 100MM DOOR
PLAN VIEW

3.6.10	1:2@A4	A 23/05/16	0800 POTTER (0800 768 837) WWW.POTTERS.CO.NZ
SHEET	SCALE	ISSUED DATE	SUBJECT TO CHANGE WITHOUT NOTICE

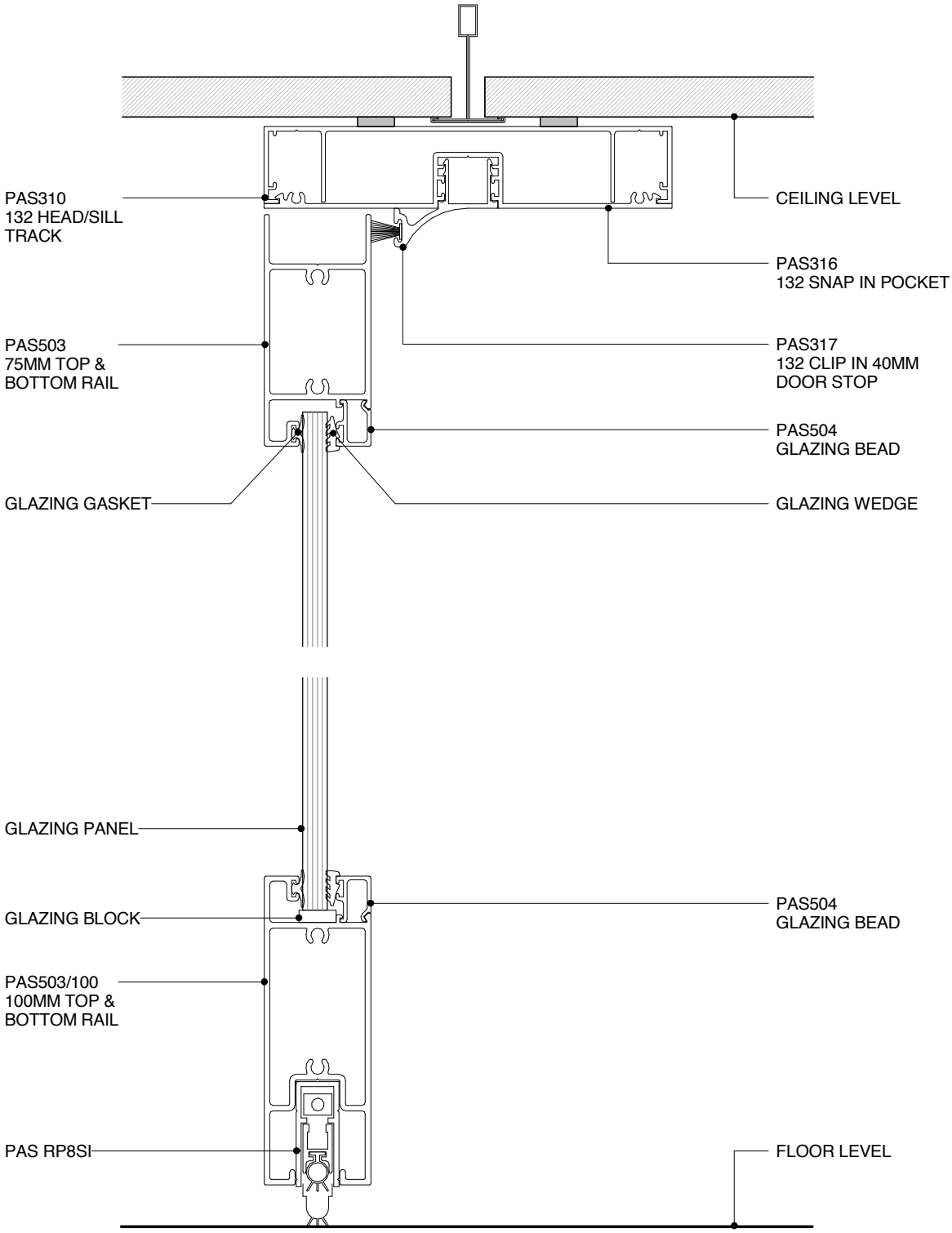

POTTER ALUMINIUM SYSTEMS
A SERIES 132 92MM - DOOR WITH RP8SI DOOR SEAL
CROSS SECTION

3.6.11	1:2@A4	A 23/05/16	0800 POTTER (0800 768 837) WWW.POTTERS.CO.NZ
SHEET	SCALE	ISSUED DATE	SUBJECT TO CHANGE WITHOUT NOTICE

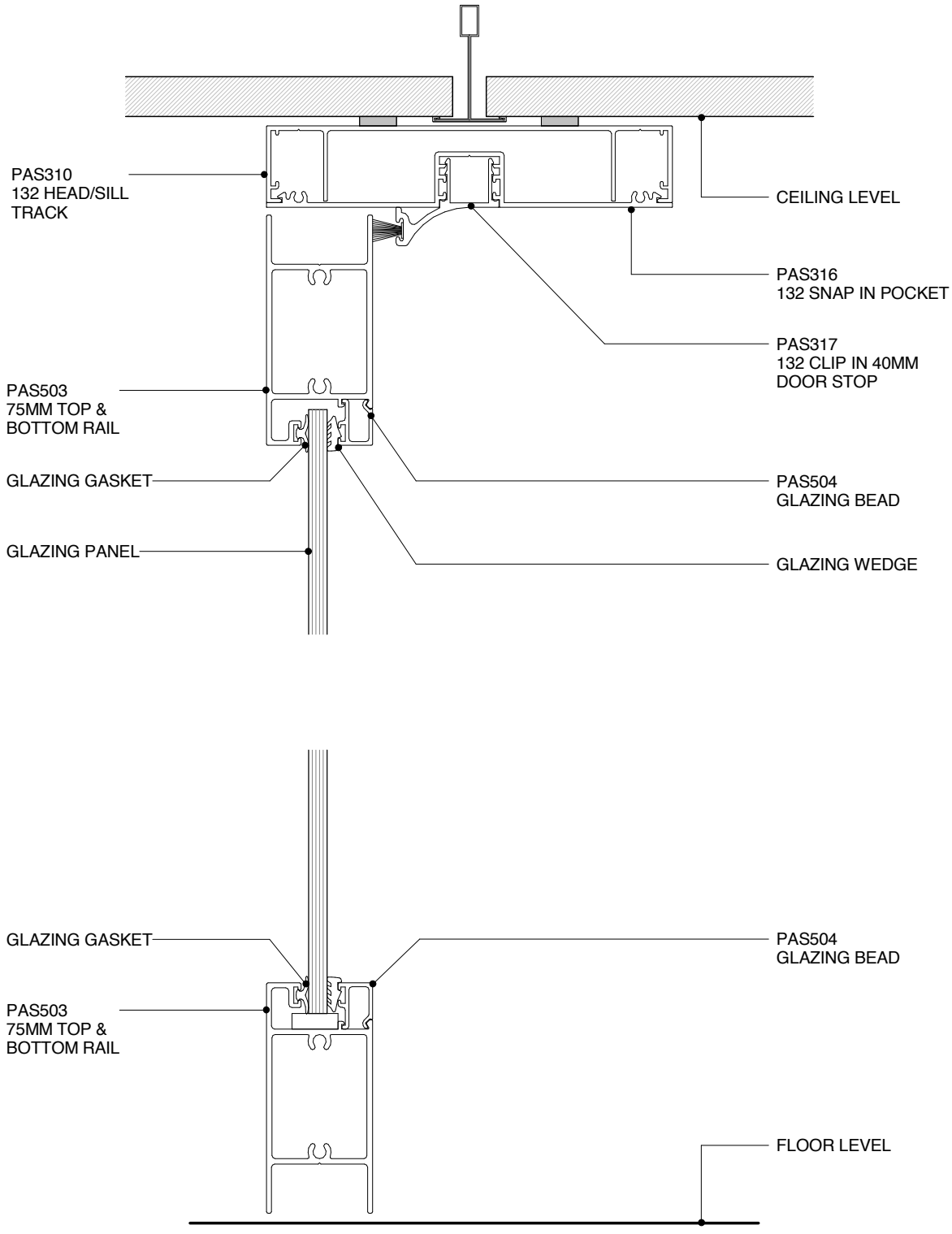

POTTER ALUMINIUM SYSTEMS
A SERIES 132 92MM - DS SERIES 75MM DOOR
CROSS SECTION

3.6.12	1:2@A4	A 23/05/16	0800 POTTER (0800 768 837) WWW.POTTERS.CO.NZ
SHEET	SCALE	ISSUED DATE	SUBJECT TO CHANGE WITHOUT NOTICE

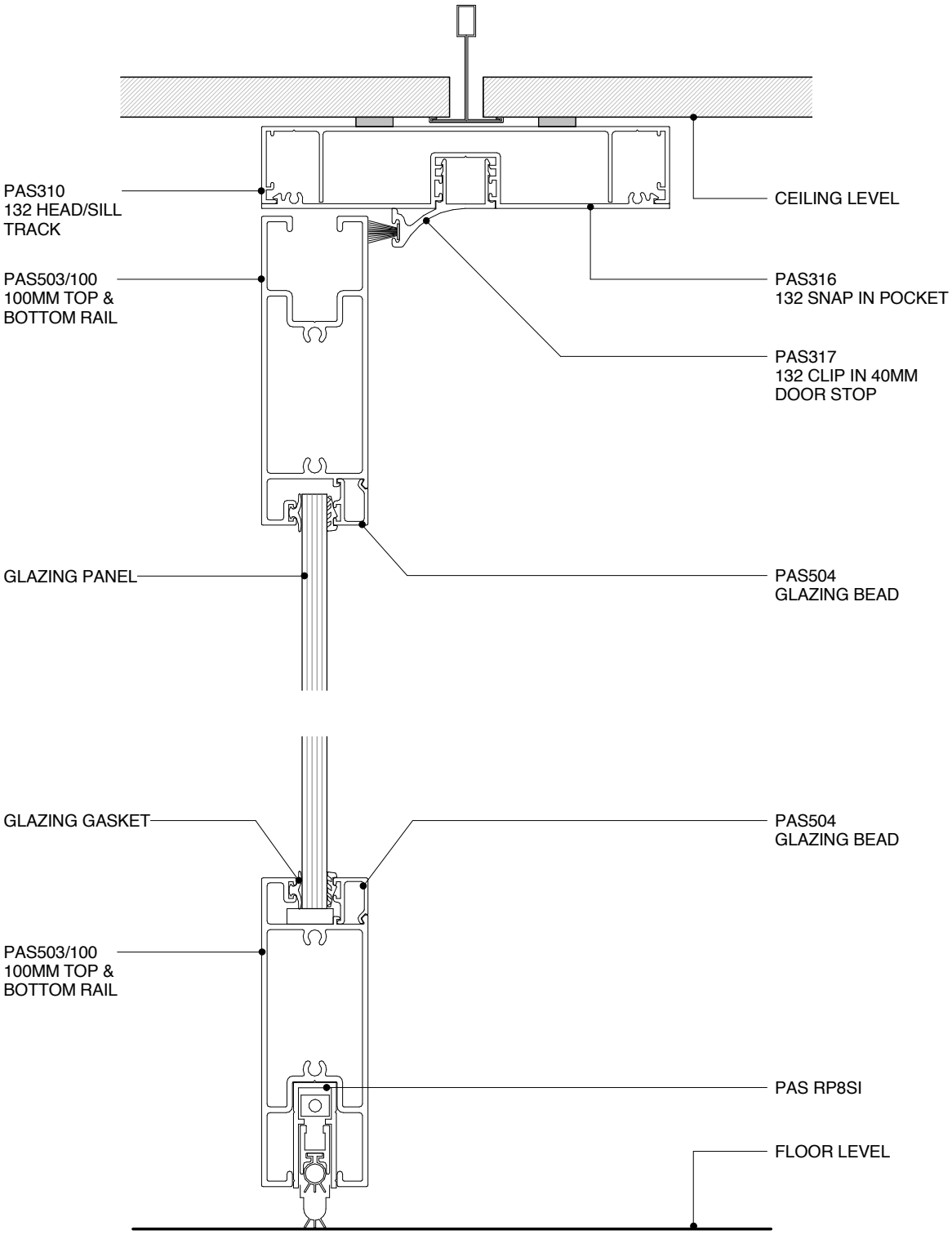

POTTER ALUMINIUM SYSTEMS
A SERIES 132 92MM - DS SERIES 100MM DOOR & RP8SI DOOR SEAL
CROSS SECTION

3.6.13	1:2@A4	A 23/05/16	0800 POTTER (0800 768 837) WWW.POTTERS.CO.NZ
SHEET	SCALE	ISSUED DATE	SUBJECT TO CHANGE WITHOUT NOTICE

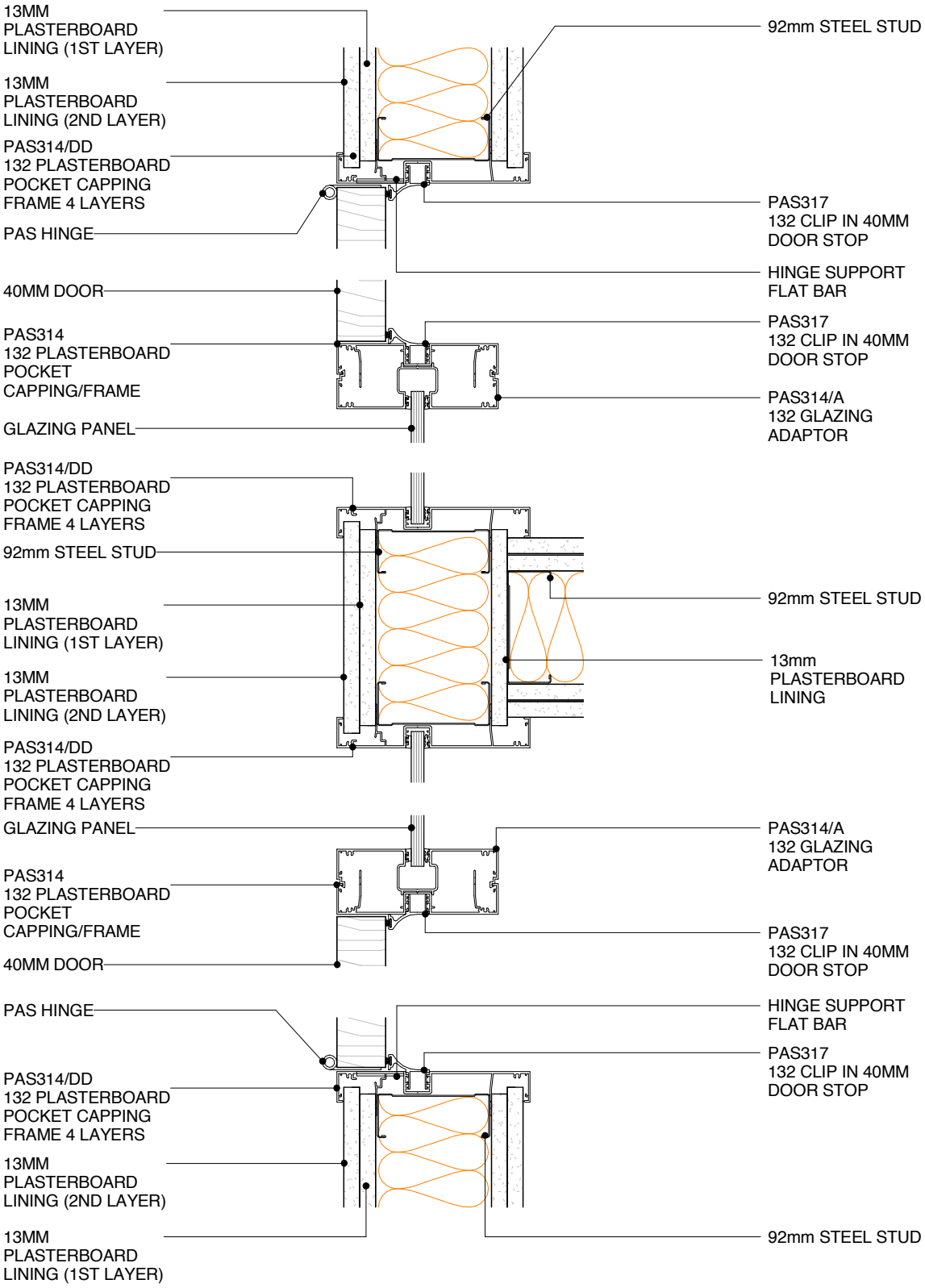

POTTER ALUMINIUM SYSTEMS
A SERIES 132 92MM - HIGH ACOUSTIC WALL
PLAN VIEW

3.6.14	1:5@A4	A 23/05/16	0800 POTTER (0800 768 837) WWW.POTTERS.CO.NZ
SHEET *(OLD REF X1.21)*	SCALE	ISSUED DATE	SUBJECT TO CHANGE WITHOUT NOTICE

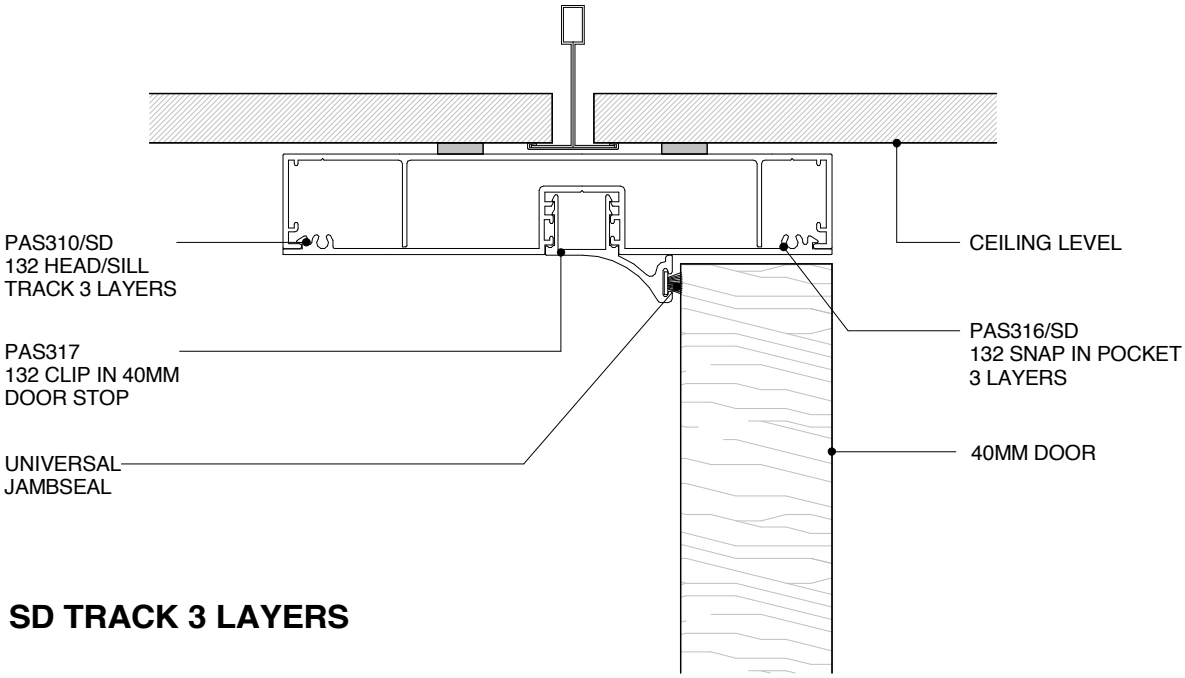

SD TRACK 3 LAYERS

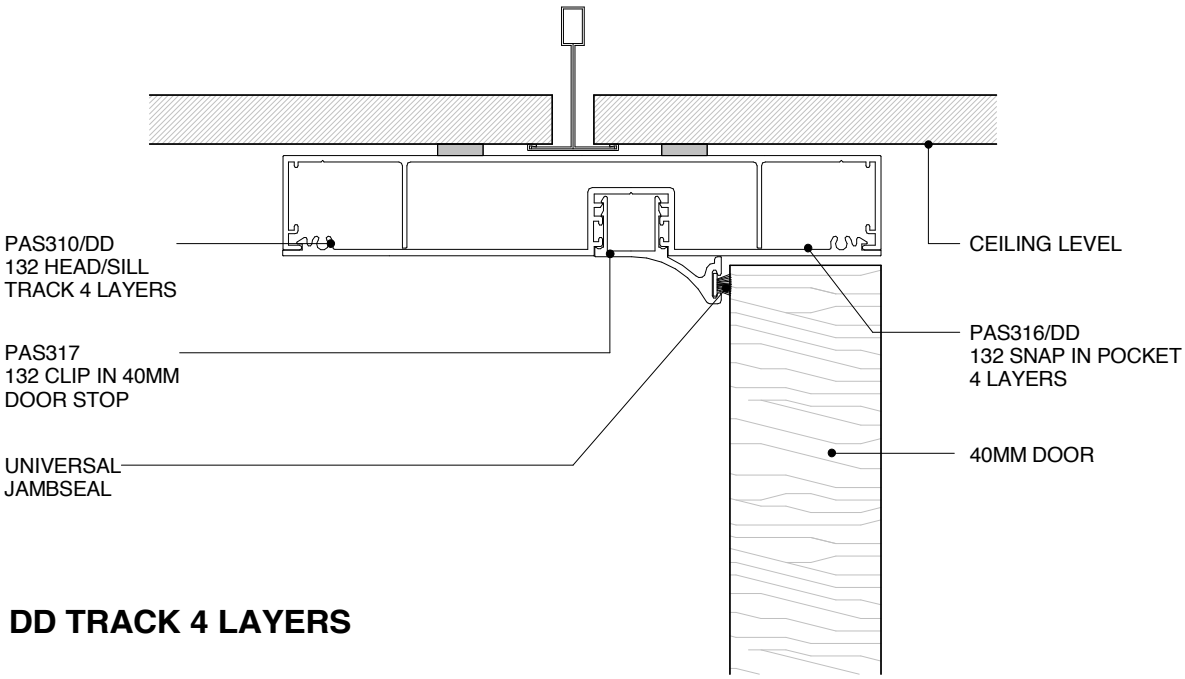

DD TRACK 4 LAYERS

POTTER ALUMINIUM SYSTEMS
A SERIES 132 92MM - 40MM DOOR HEADTRACK MULTI-LAYER CROSS SECTION

3.6.15	1:2@A4	A 23/05/16	0800 POTTER (0800 768 837) WWW.POTTERS.CO.NZ
SHEET	SCALE	ISSUED DATE	SUBJECT TO CHANGE WITHOUT NOTICE

CSR

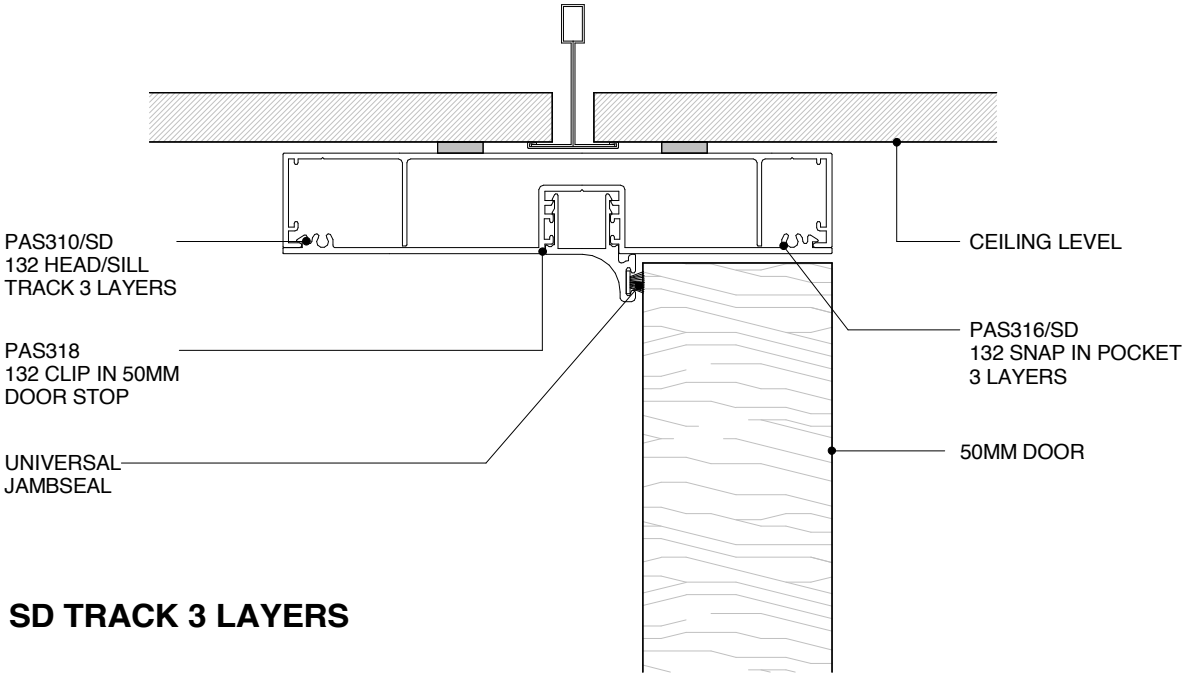

SD TRACK 3 LAYERS

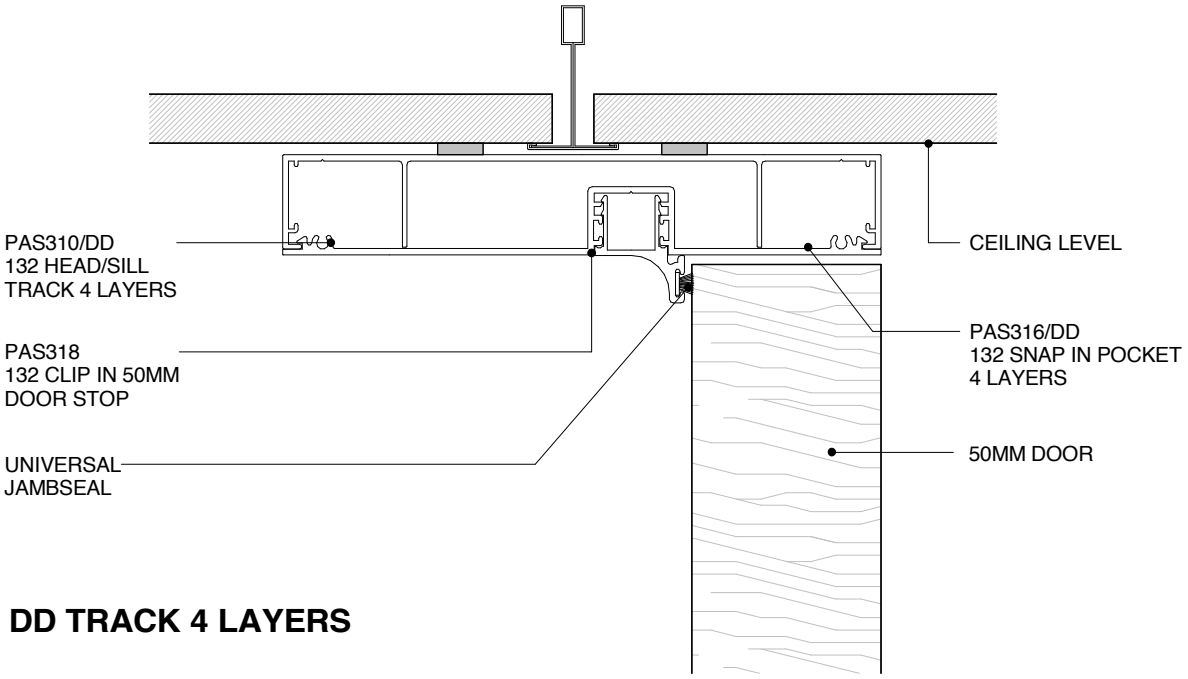

DD TRACK 4 LAYERS

POTTER ALUMINIUM SYSTEMS
A SERIES 132 92MM - 50MM DOOR HEADTRACK MULTI-LAYER CROSS SECTION

3.6.16	1:2@A4	A 23/05/16	0800 POTTER (0800 768 837) WWW.POTTERS.CO.NZ
SHEET	SCALE	ISSUED DATE	SUBJECT TO CHANGE WITHOUT NOTICE

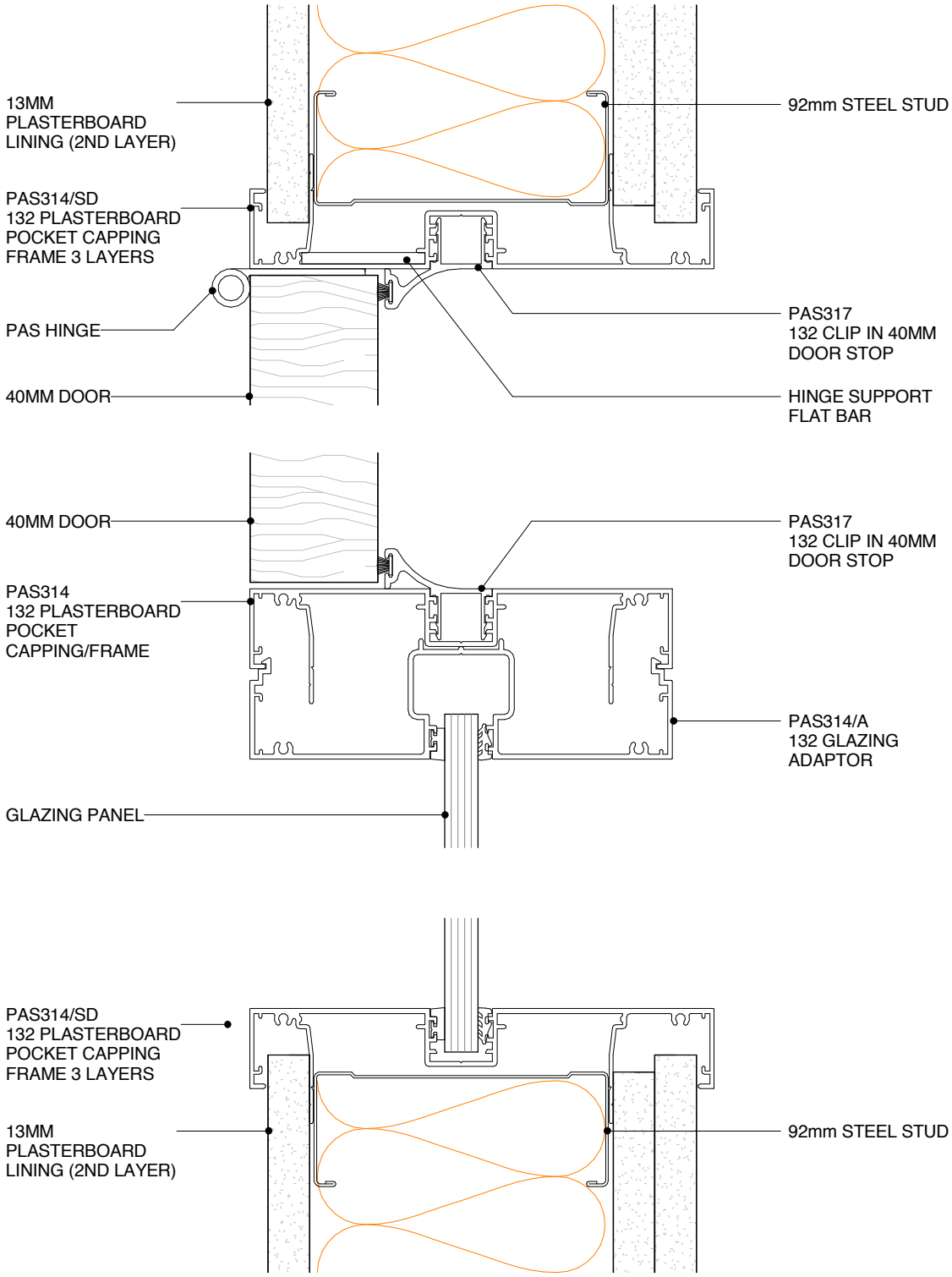

POTTER ALUMINIUM SYSTEMS
A SERIES 132 92MM - MULTI-LAYER DOOR DETAIL WITH SIDELIGHT (3 LAYERS) PLAN VIEW

3.6.17	1:2@A4	A 23/05/16	0800 POTTER (0800 768 837) WWW.POTTERS.CO.NZ
SHEET	SCALE	ISSUED DATE	SUBJECT TO CHANGE WITHOUT NOTICE

CSR

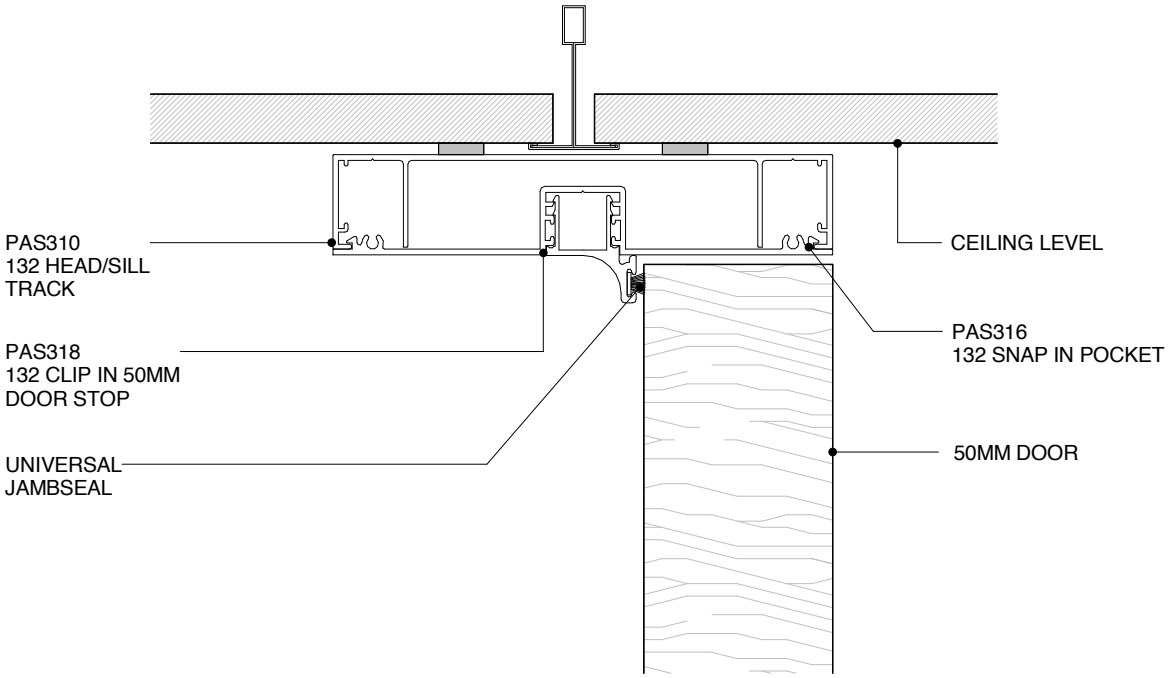

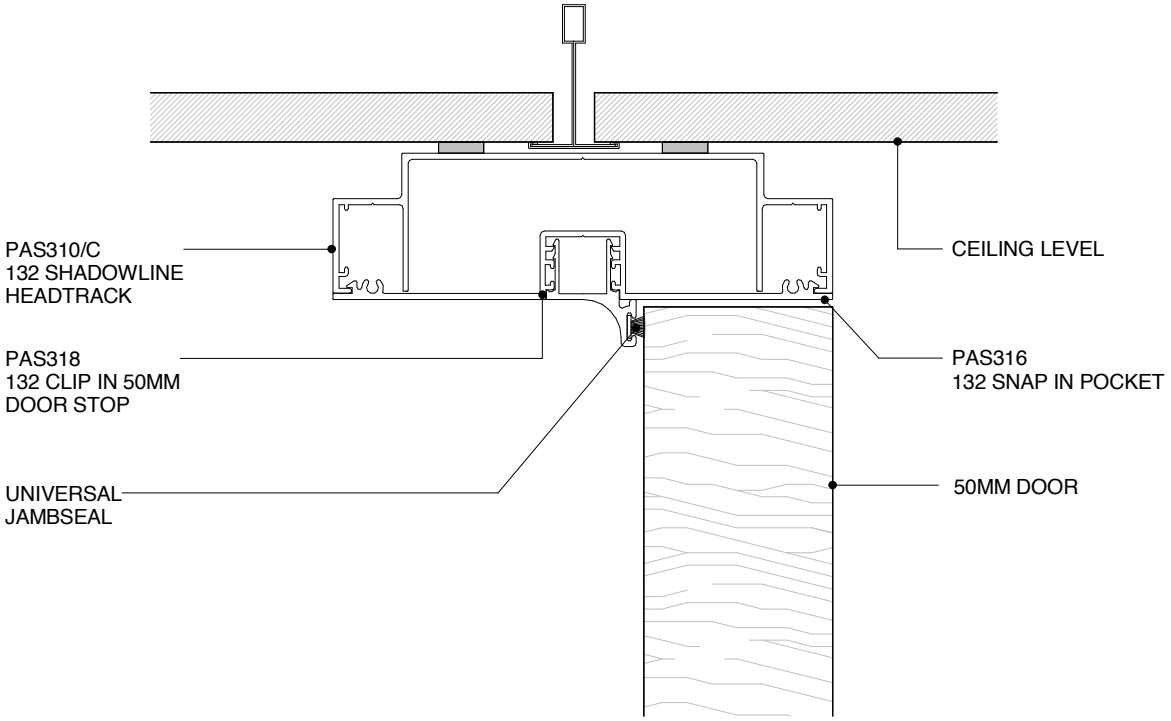

POTTER ALUMINIUM SYSTEMS
A SERIES 132 92MM - 50MM DOOR HEADTRACK
CROSS SECTION

3.6.2	1:2@A4	A 23/05/16	0800 POTTER (0800 768 837) WWW.POTTERS.CO.NZ
SHEET	SCALE	ISSUED DATE	SUBJECT TO CHANGE WITHOUT NOTICE

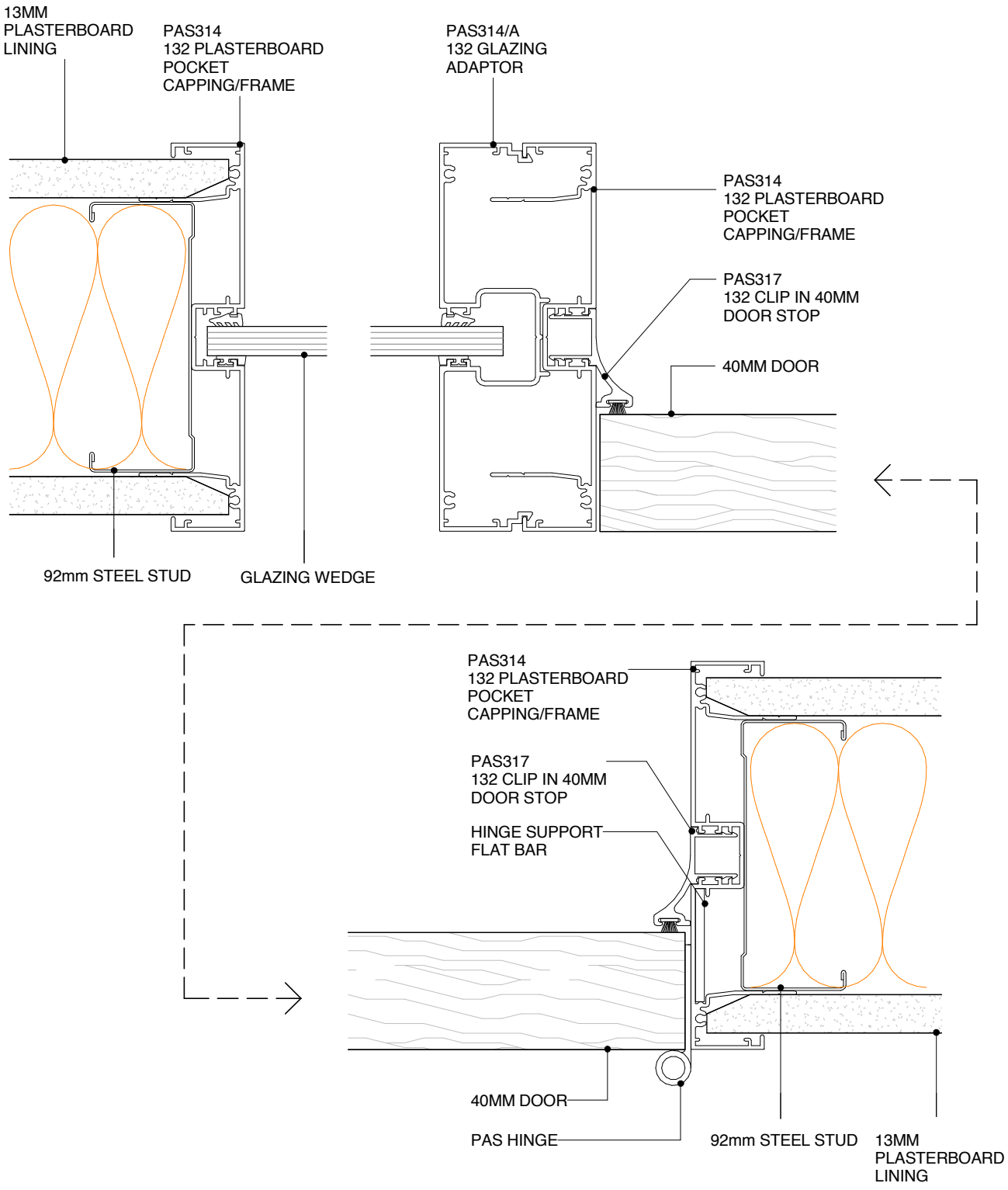

POTTER ALUMINIUM SYSTEMS
A SERIES 132 92MM - 40MM DOOR JAMB TRACK
PLAN VIEW

3.6.3	1:2@A4	A 23/05/16	0800 POTTER (0800 768 837) WWW.POTTERS.CO.NZ
SHEET	SCALE	ISSUED DATE	SUBJECT TO CHANGE WITHOUT NOTICE

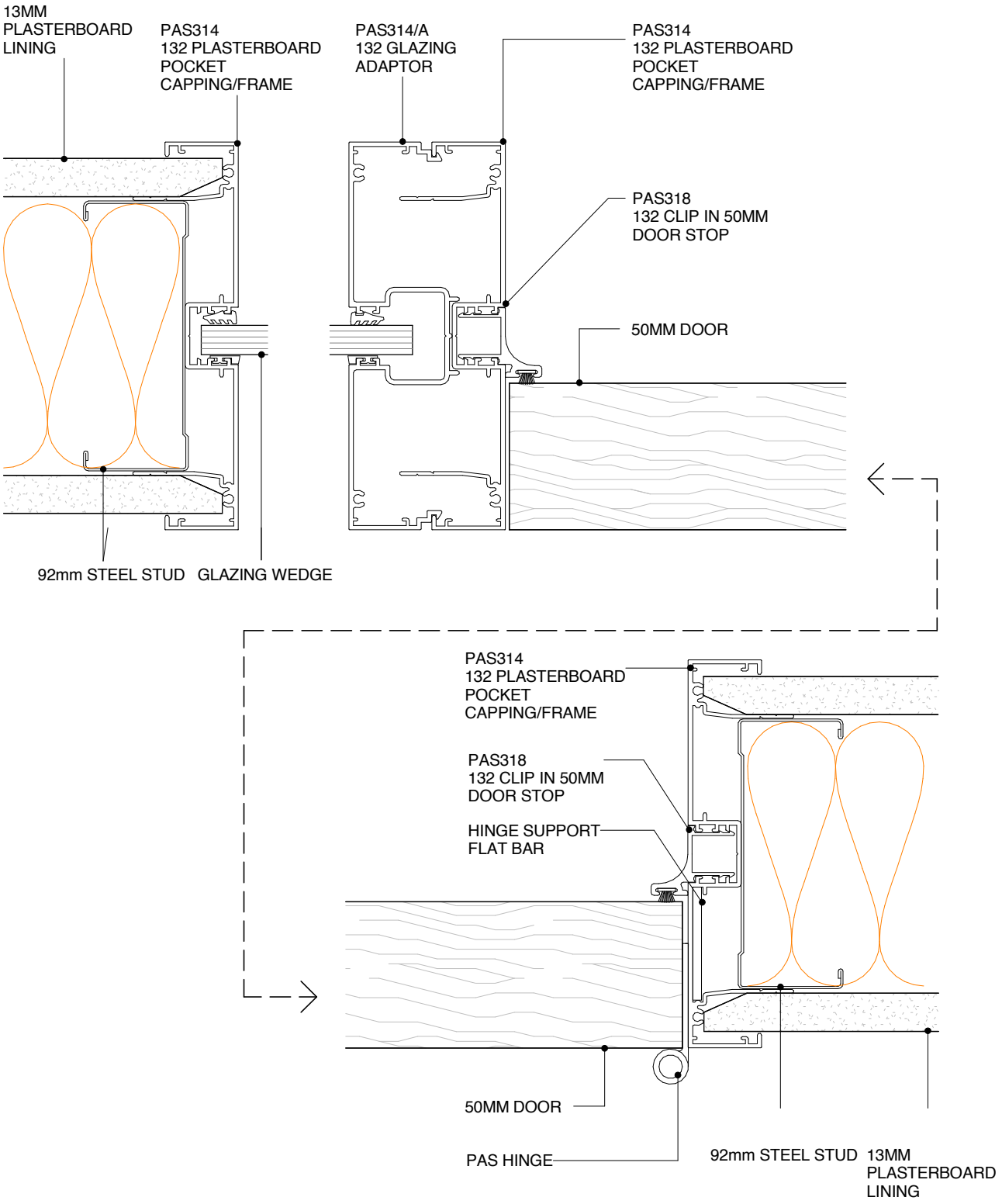

POTTER ALUMINIUM SYSTEMS
A SERIES 132 92MM - 50MM DOOR JAMB TRACK
PLAN VIEW

3.6.4	1:2@A4	A 23/05/16	0800 POTTER (0800 768 837) WWW.POTTERS.CO.NZ
SHEET	SCALE	ISSUED DATE	SUBJECT TO CHANGE WITHOUT NOTICE

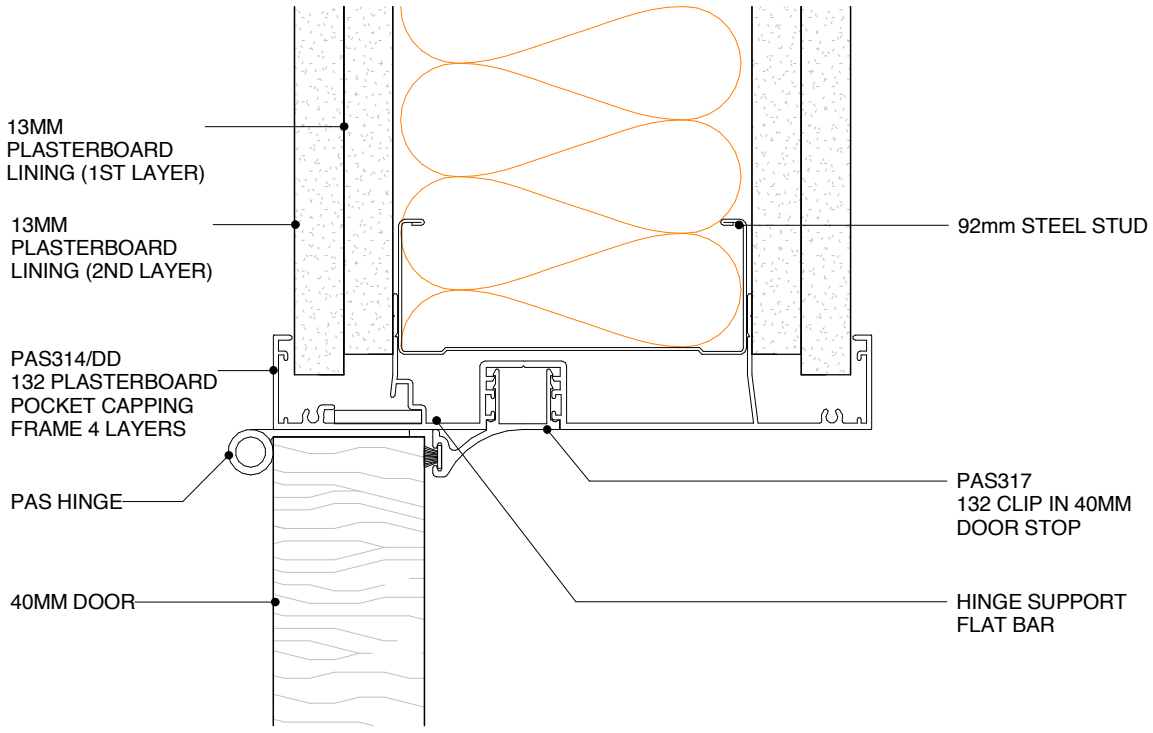

NOTE: DETAIL SIMILAR FOR 3 LAYER FRAME. PAS314/SD POCKET CAPPING FRAME USED IN LIEU OF PAS314/DD

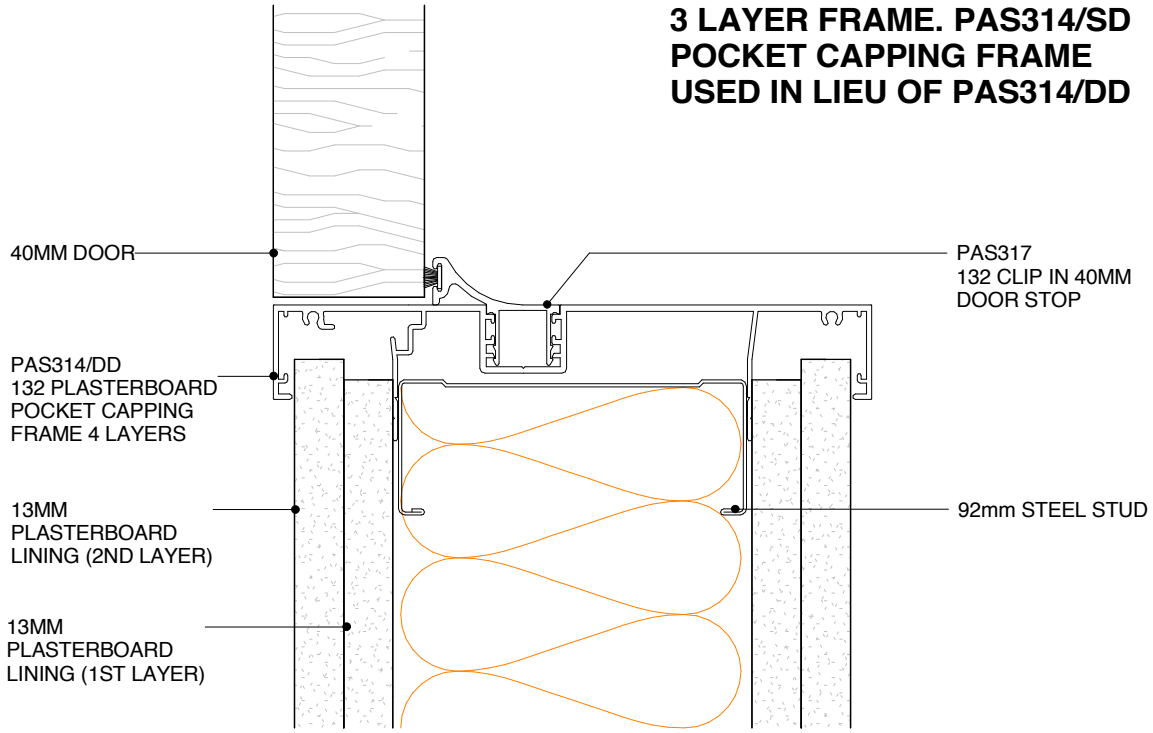

POTTER ALUMINIUM SYSTEMS
A SERIES 132 92MM - MULTI-LAYER DOOR DETAIL (4 LAYERS)
PLAN VIEW

3.6.5	1:2@A4	A 23/05/16	0800 POTTER (0800 768 837) WWW.POTTERS.CO.NZ
SHEET	SCALE	ISSUED DATE	SUBJECT TO CHANGE WITHOUT NOTICE

CSR

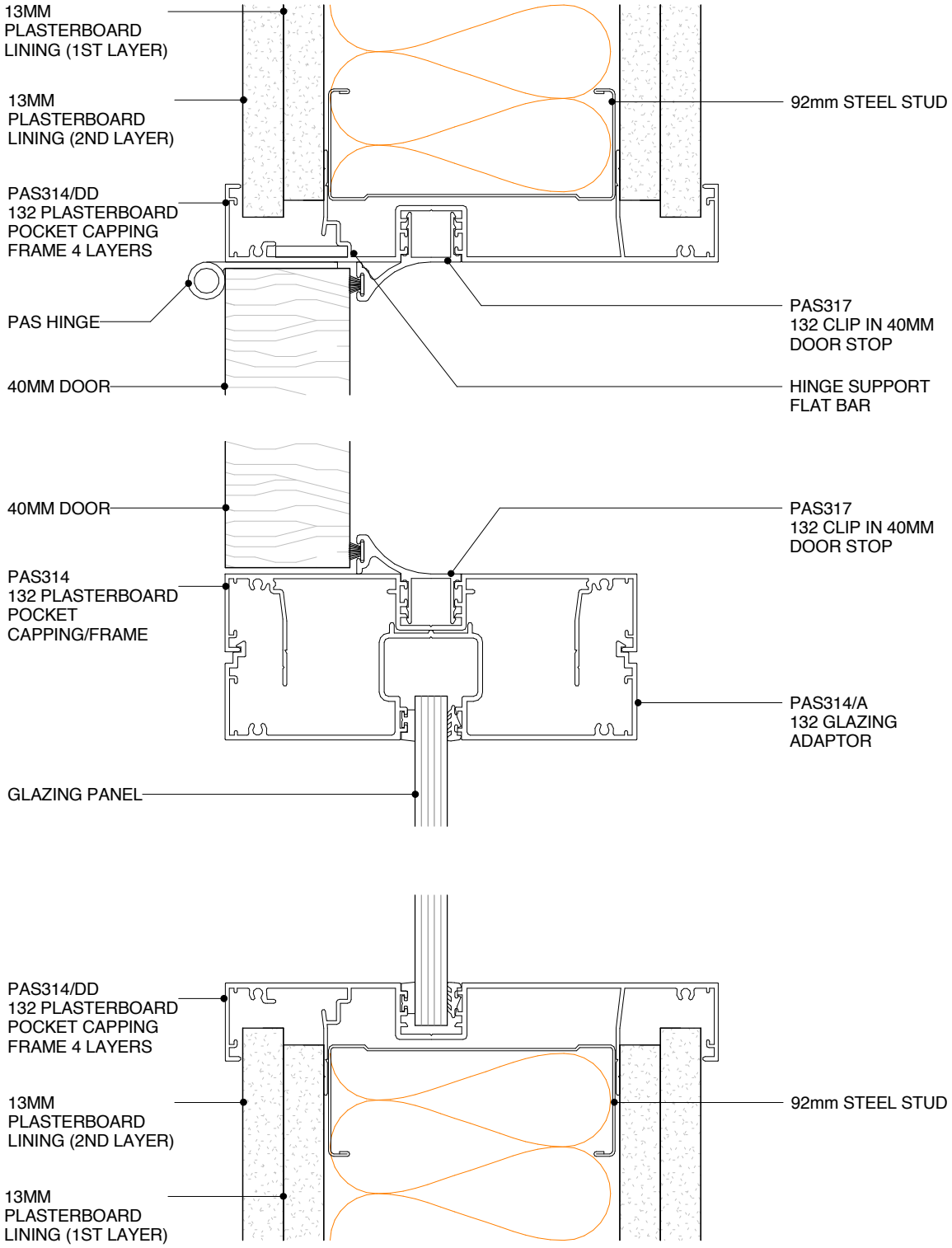

POTTER ALUMINIUM SYSTEMS
A SERIES 132 92MM - MULTI-LAYER DOOR DETAIL WITH SIDELIGHT (4 LAYERS) PLAN VIEW

3.6.6	1:2@A4	A 23/05/16	0800 POTTER (0800 768 837) WWW.POTTERS.CO.NZ
SHEET	SCALE	ISSUED DATE	SUBJECT TO CHANGE WITHOUT NOTICE

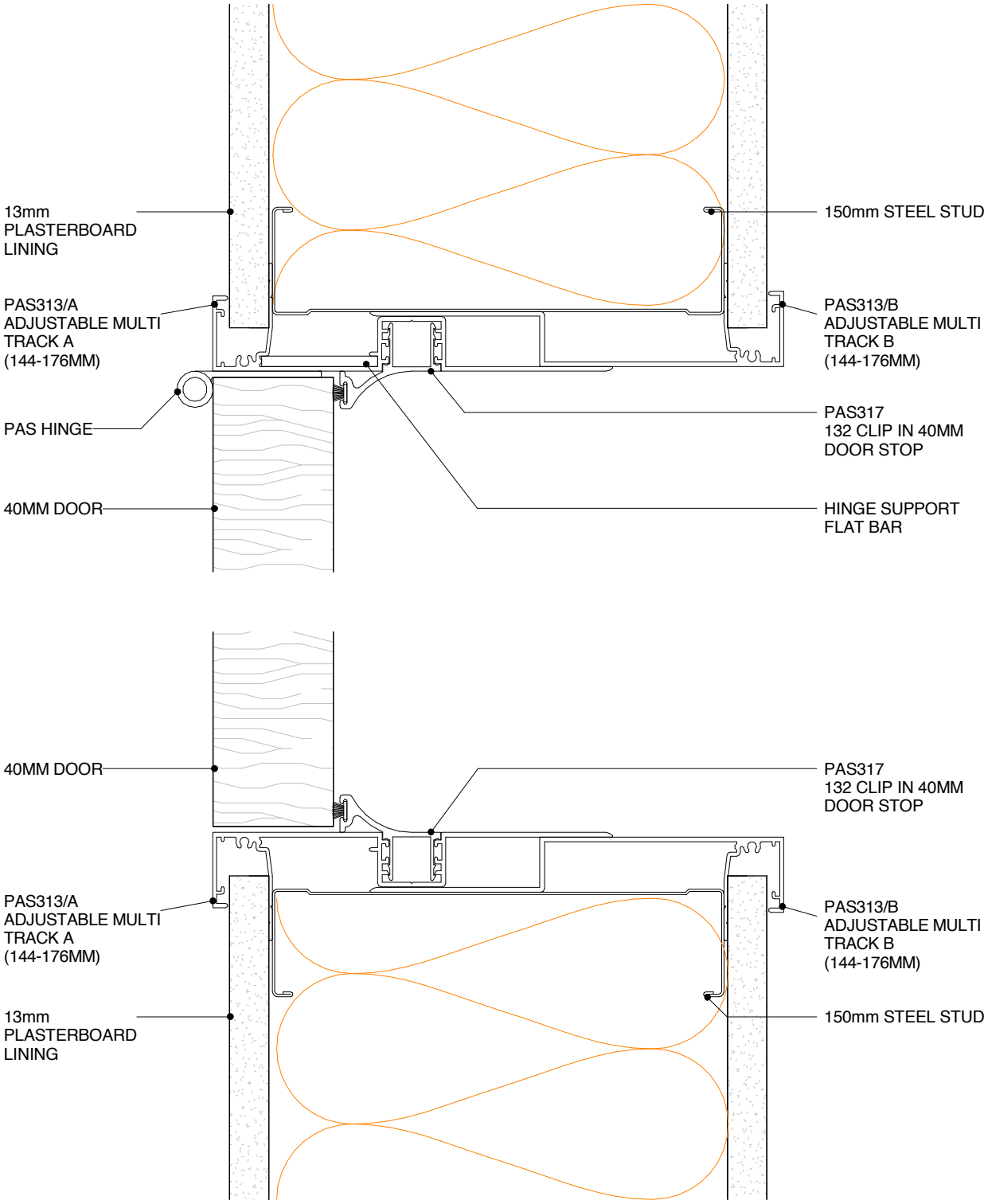

POTTER ALUMINIUM SYSTEMS
A SERIES 132 150MM - ADJUSTABLE MULTI-TRACK DOOR DETAIL
PLAN VIEW

3.6.7	1:2@A4	A 23/05/16	0800 POTTER (0800 768 837) WWW.POTTERS.CO.NZ
SHEET	SCALE	ISSUED DATE	SUBJECT TO CHANGE WITHOUT NOTICE

CSR

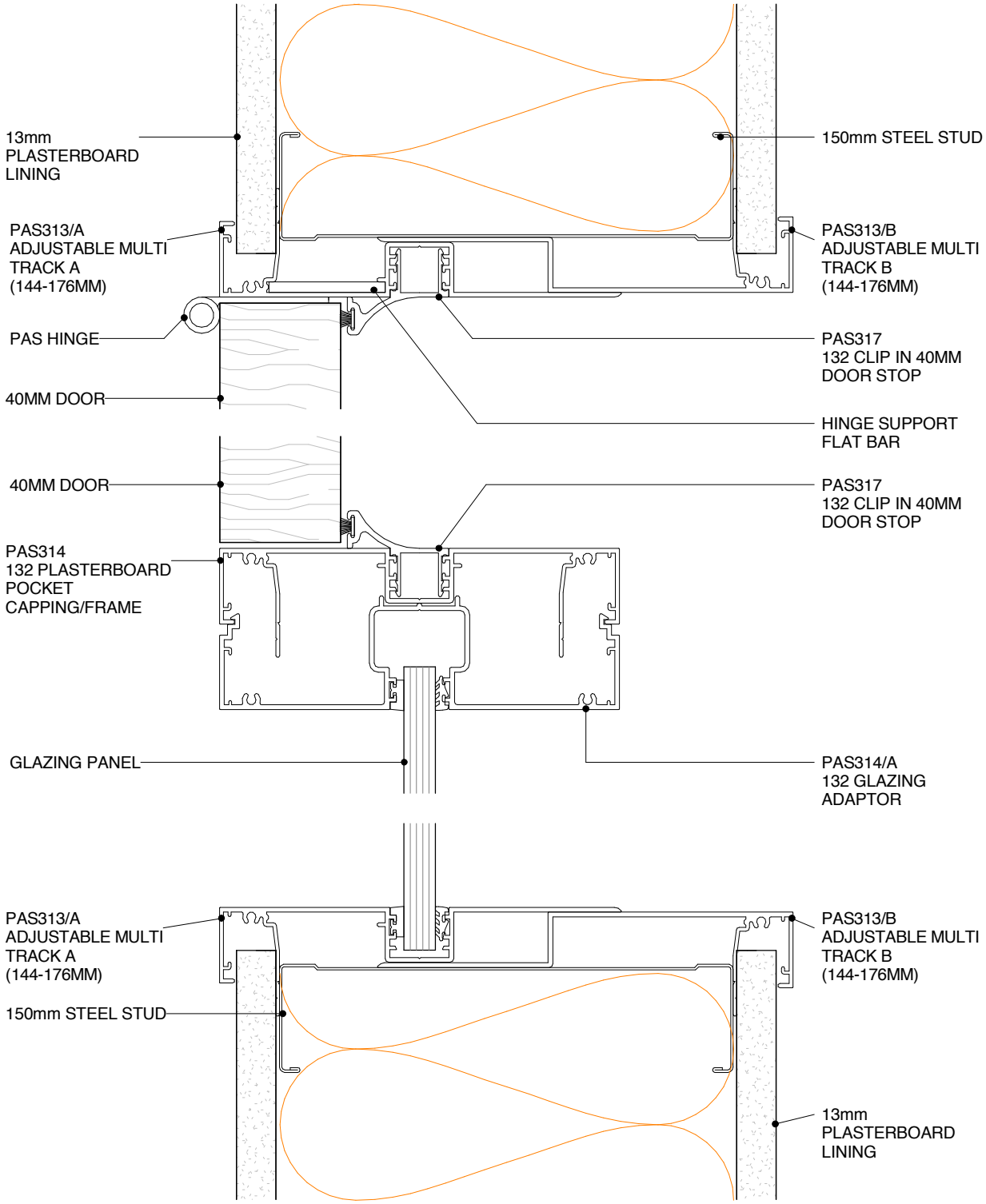

POTTER ALUMINIUM SYSTEMS
A SERIES 132 150MM - ADJUSTABLE MULTI-TRACK DOOR DETAIL WITH SIDELIGHT PLAN VIEW

3.6.8	1:2@A4	A 23/05/16	0800 POTTER (0800 768 837) WWW.POTTERS.CO.NZ
SHEET	SCALE	ISSUED DATE	SUBJECT TO CHANGE WITHOUT NOTICE

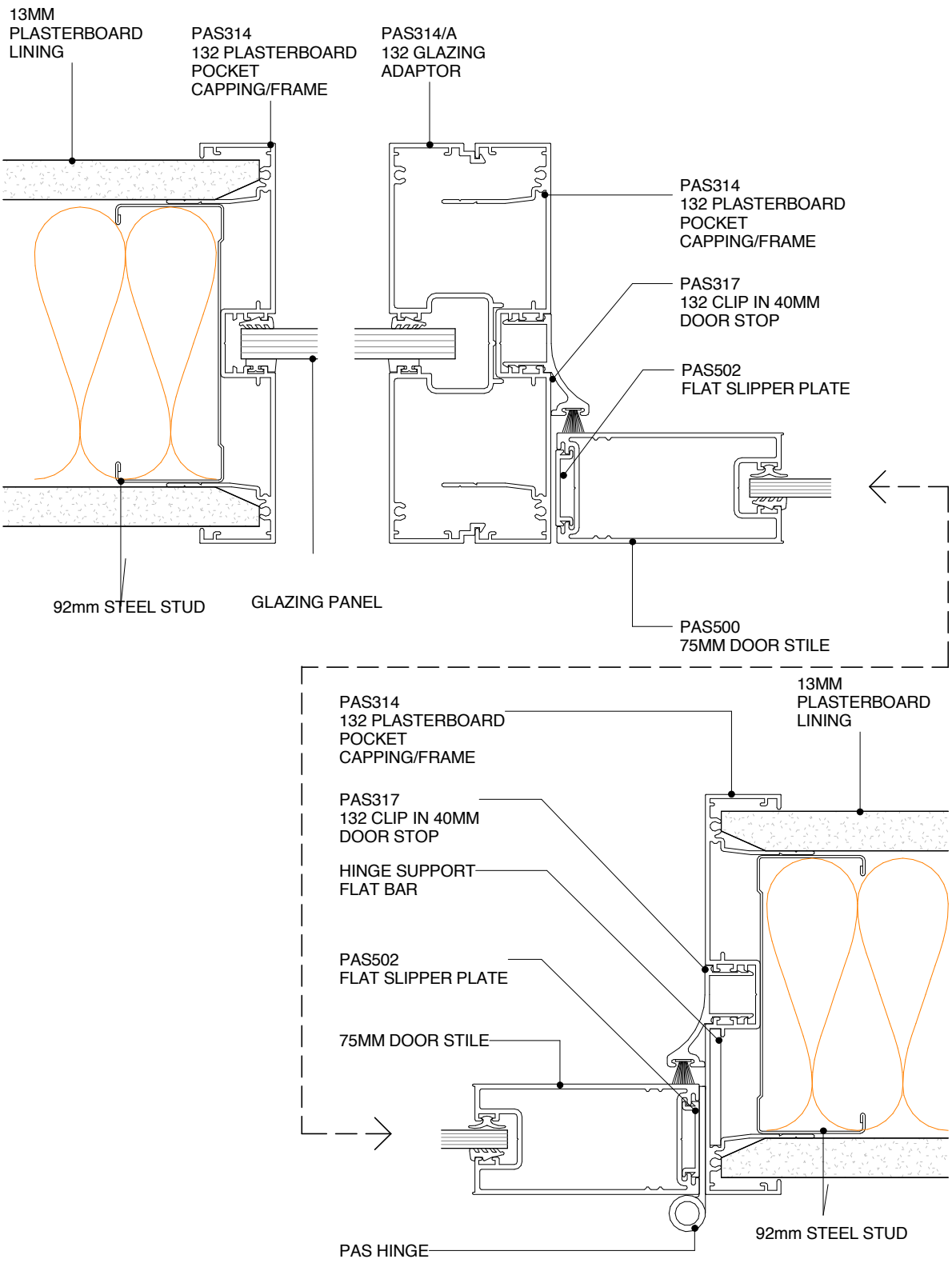

POTTER ALUMINIUM SYSTEMS
A SERIES 132 92MM - 50MM MULLION & DS SERIES 75MM DOOR
PLAN VIEW

3.6.9	1:2@A4	A 23/05/16	0800 POTTER (0800 768 837) WWW.POTTERS.CO.NZ
SHEET	SCALE	ISSUED DATE	SUBJECT TO CHANGE WITHOUT NOTICE

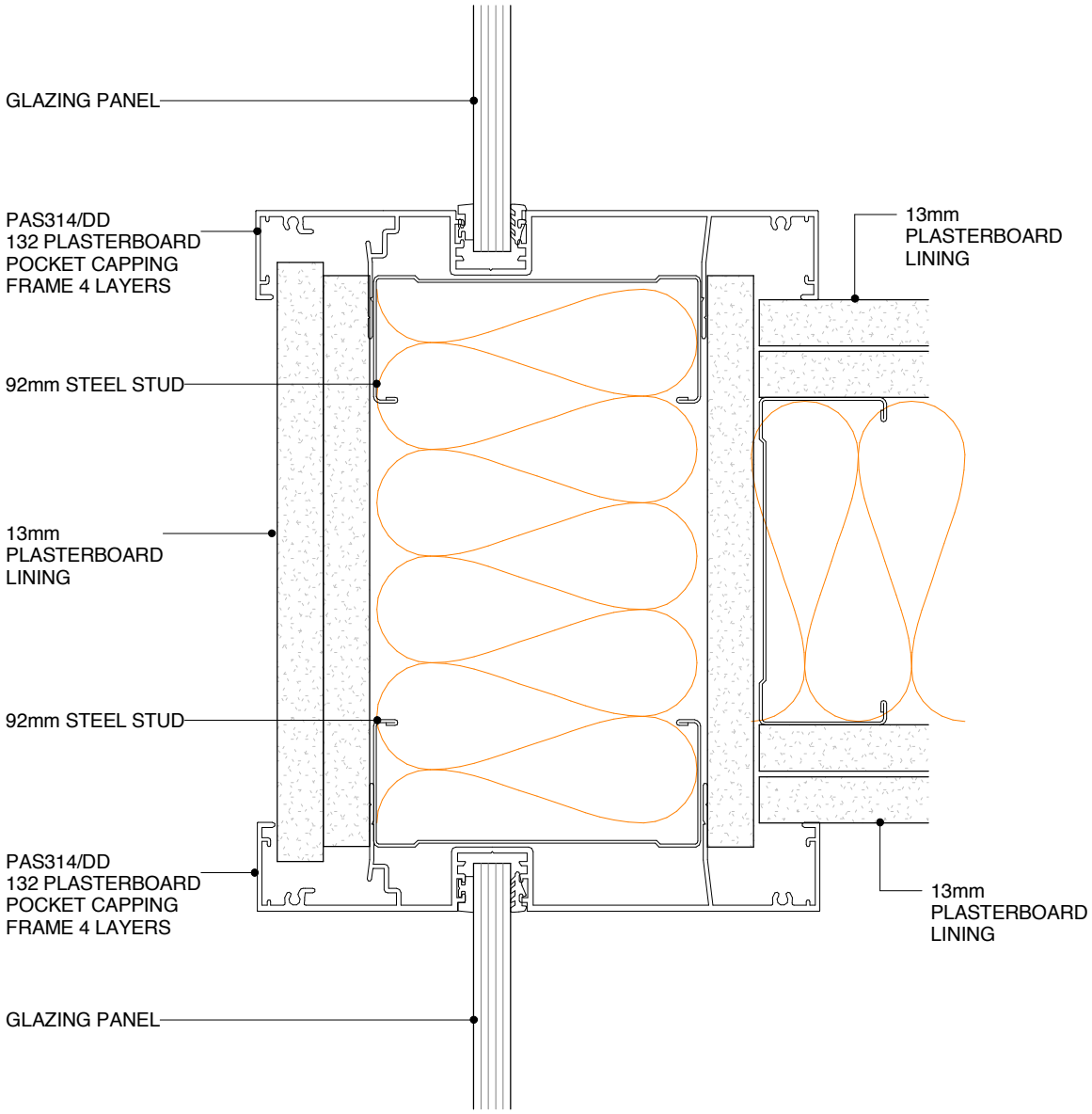

POTTER ALUMINIUM SYSTEMS
A SERIES 132 92MM - MULTI-LAYER TRACK WALL TO T JUNCTION GLAZING PLAN VIEW

3.7.1	1:2@A4	A 23/05/16	0800 POTTER (0800 768 837) WWW.POTTERS.CO.NZ
SHEET *(OLD REF X1.32)*	SCALE	ISSUED DATE	SUBJECT TO CHANGE WITHOUT NOTICE

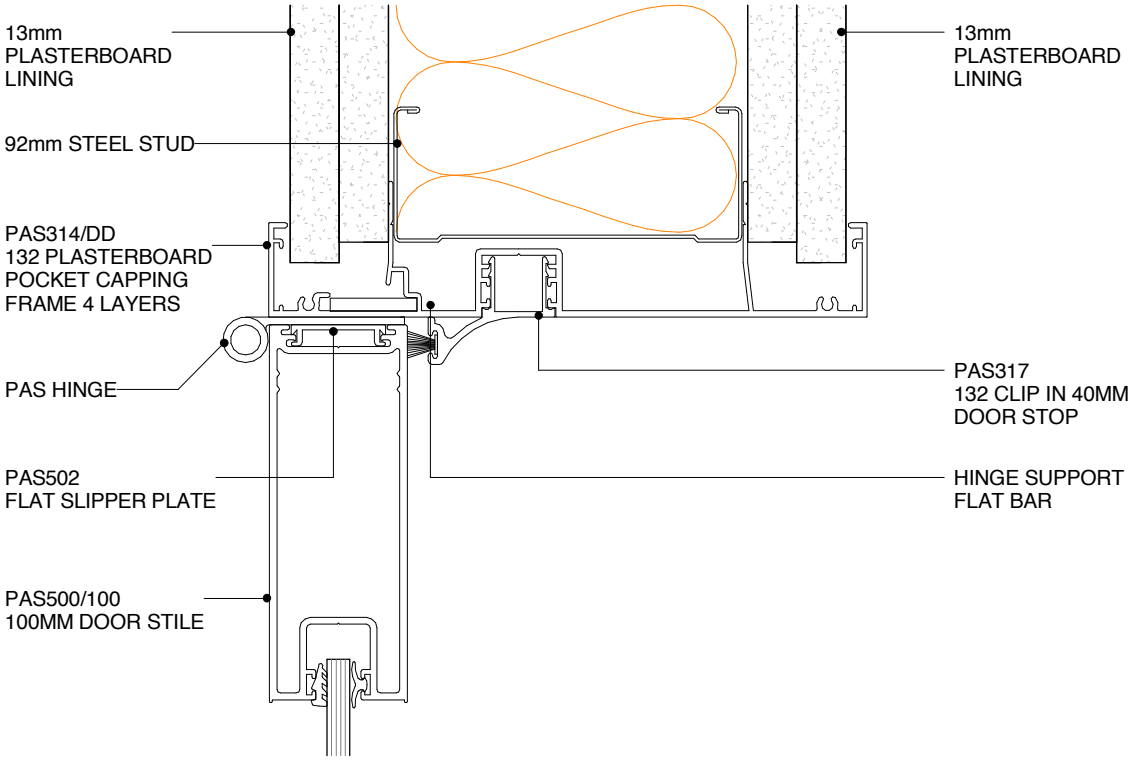

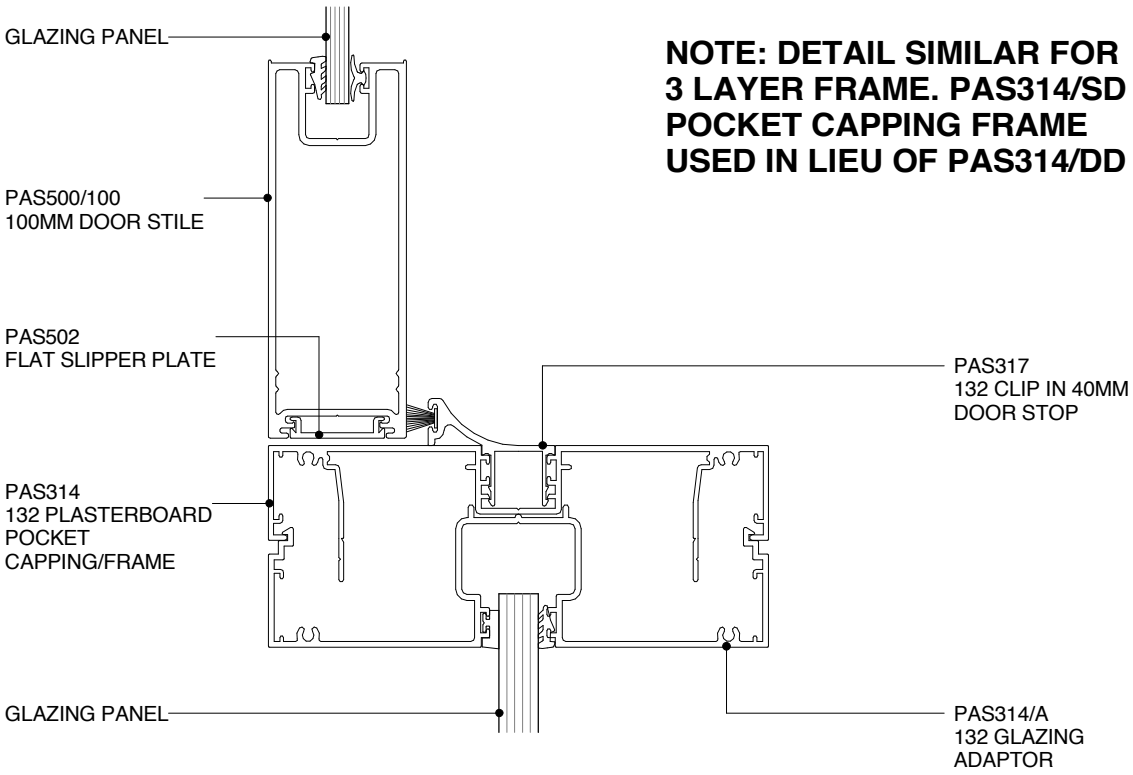

NOTE: DETAIL SIMILAR FOR 3 LAYER FRAME. PAS314/SD POCKET CAPPING FRAME USED IN LIEU OF PAS314/DD

POTTER ALUMINIUM SYSTEMS
A SERIES 132 92MM - 50MM MULLION & DS SERIES 100MM DOOR WITH MULTI-LAYER TRACK PLAN VIEW

3.7.2	1:2@A4	A 23/05/16	0800 POTTER (0800 768 837) WWW.POTTERS.CO.NZ
SHEET *(OLD REF X1.31)*	SCALE	ISSUED DATE	SUBJECT TO CHANGE WITHOUT NOTICE

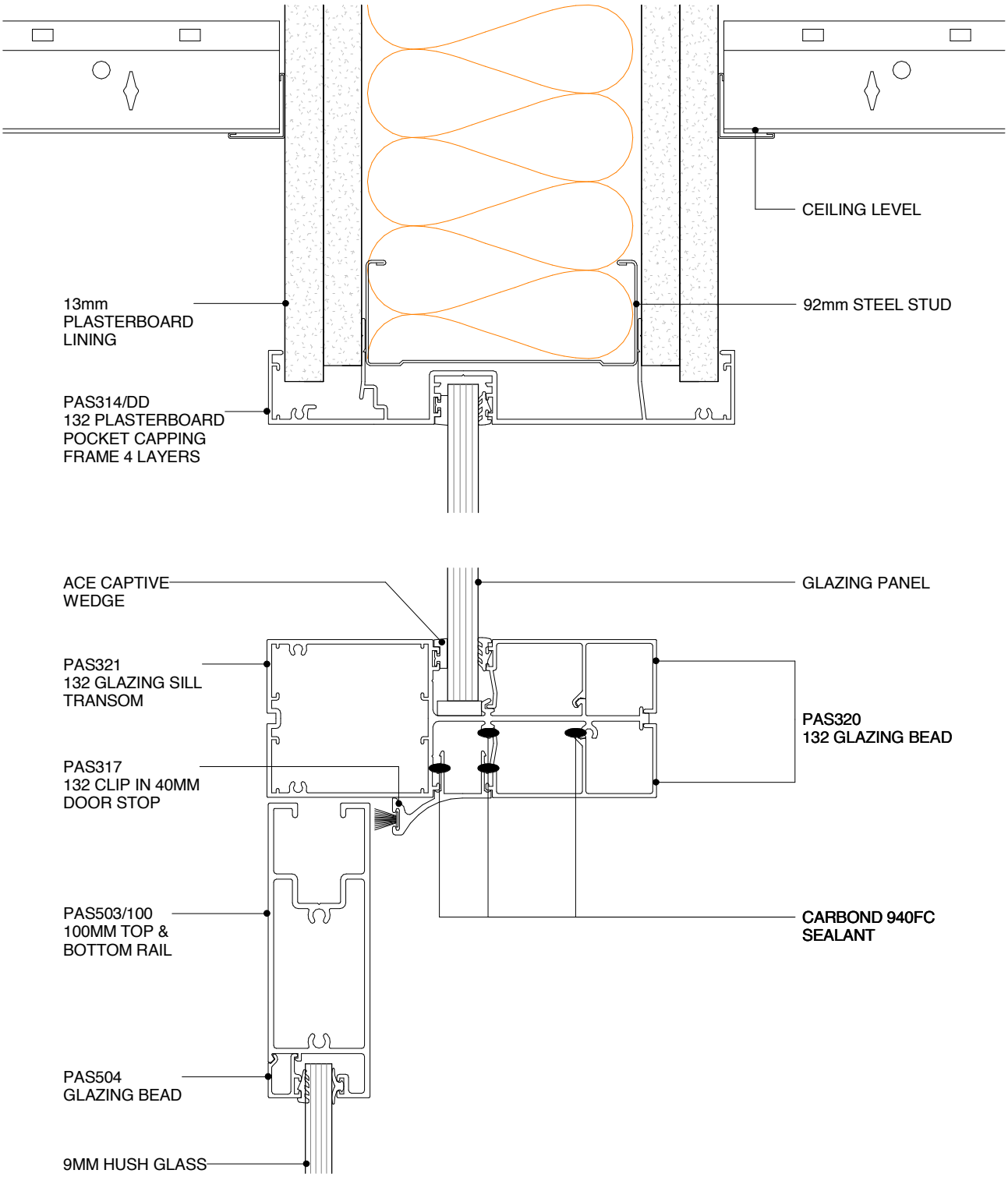

POTTER ALUMINIUM SYSTEMS
A SERIES 132 92MM - MULTI-LAYER TRACK GLAZING TRANSOM WITH DS SERIES 100MM DOOR CROSS SECTION

3.7.3	1:2@A4	A 23/05/16	0800 POTTER (0800 768 837) WWW.POTTERS.CO.NZ
SHEET *(OLD REF X1.33)*	SCALE	ISSUED DATE	SUBJECT TO CHANGE WITHOUT NOTICE

4.1 C SERIES 45

SUITE OVERVIEW

C Series 45 is used as a commodity system when the budget is a factor. It can be designed into the A Series for a slimmer look.

C Series 45 has the following features:

» Standard glazing profile of 45mm wide x 25mm high
» Standard wall size based around 64mm or 92mm steel stud with one layer of plasterboard each side
» Can accommodate glass thicknesses between 6mm and 12.38mm
» Door thicknesses between 38mm and 50mm can be used
» Can be fixed to standard openings or fixed to 105 or 132 series head/sill track

TECHNICAL SERVICES + SPECIFICATION

Technical advice is available from our experienced team. Please see our company information page for your closest team, or email specsupport@potters.co.nz

The Potter Interior Systems product catalogue is hosted on www.potters.co.nz, EBOSS website www.eboss.co.nz and Productspec website www.productspec.co.nz

CAD details are either individual components or fully assembled details for convenient transfer to specifiers drawings.
The file formats available for download are .DWG, .DXF, .DWF, .PDF and Autodesk Revit .RVT

Specifcations are also available online with Masterspec branded section 5211PP POTTER ALUMINIUM INTERNAL PARTITIONS from the following resources.

www.potters.co.nz
www.eboss.co.nz
www.masterspec.co.nz
www.productspec.co.nz

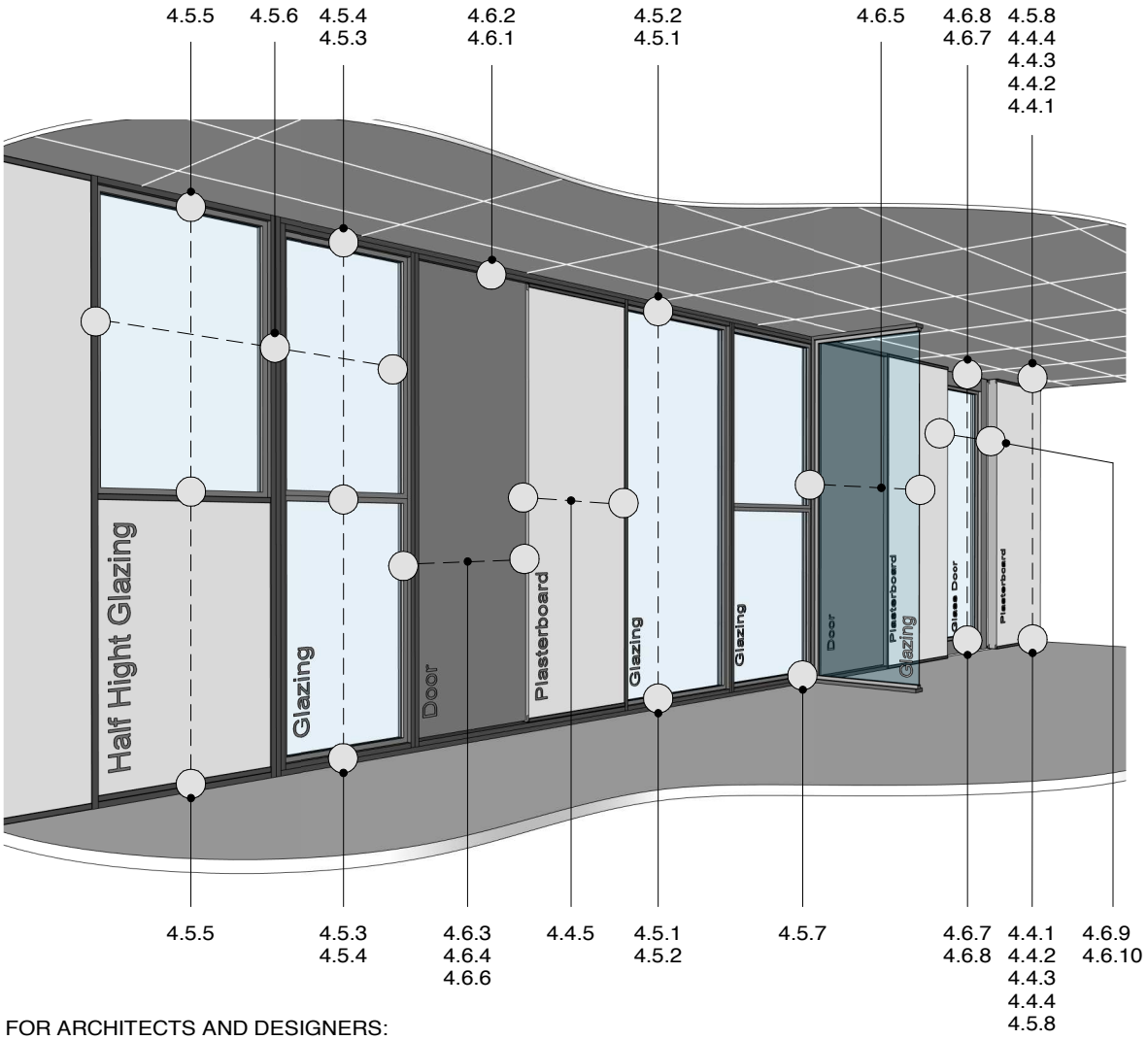

TIPS FOR ARCHITECTS AND DESIGNERS:
TYPICAL FOR ALL SUITES

- 6MM - 12.38MM MAXIMUM LAMINATED GLASS SIZE
- 13MM PLASTERBOARD ONLY
- 105MM PROFILES = 64MM STUD
- 132MM PROFILES = 92MM STUD
- SD = SINGLE/DOUBLE ACOUSTIC WALL LININGS
- DD = DOUBLE/DOUBLE ACOUSTIC WALL LININGS
- FOR SOUND TRANSMISSION CLASS POINTS (STC) REFER TO THE POTTERS WEBSITE WWW.POTTERS.CO.NZ IN THE “PARTITIONING” SECTION

POTTER ALUMINIUM SYSTEMS
C SERIES 45 DETAIL REFERENCES

4.2.1		A 23/05/16	0800 POTTER (0800 768 837) WWW.POTTERS.CO.NZ
SHEET	SCALE	ISSUED DATE	SUBJECT TO CHANGE WITHOUT NOTICE

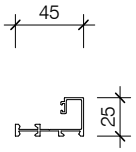

PAS004
45 GLAZING MULLION/SILL

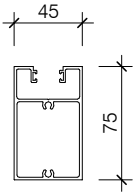

PAS004/GP
45 GLAZING/75MM FRAME

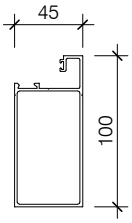

PAS003/100GP
45 GLAZING/100MM FRAME

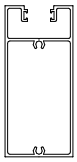

PAS004/100GP
45 GLAZING/100MM FRAME

PAS006
45 FRAME COVER

PAS005
45 GLAZING BEAD

PAS007
45 DOORJAMB SUITS DOORS TO 40MM THICK

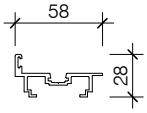

PAS008
45 DOORJAMB SUITS DOORS TO 50MM THICK

PAS009
100MM SKIRTING

PAS009/B
150MM SKIRTING

PASACC CLIP
PASACC CLIP

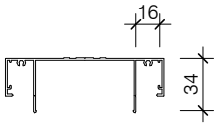

PAS010/R
105 HEAD-SILL TRACK

PAS012
25 EXTENDER TRACK

PAS044
25 GLAZING CHANNEL FRAME

PAS045
25 GLAZING CHANNEL BEAD

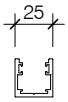

PAS046
25 GLAZING CHANNEL

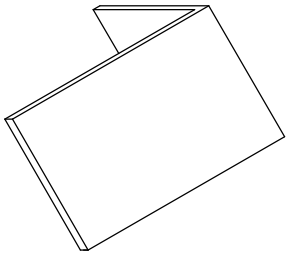

PASACC STAKE 1

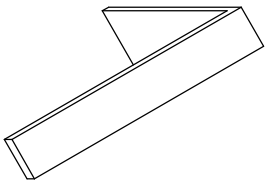

PASACC STAKE 3

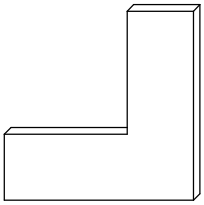

PASACC STAKE 6



PASACC STAKE 7

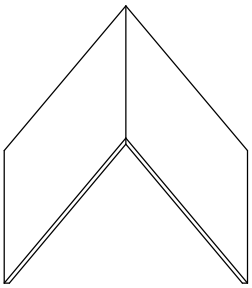

PASACC STAKE 8

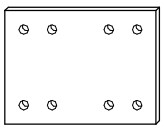

PASACC STAKE 9

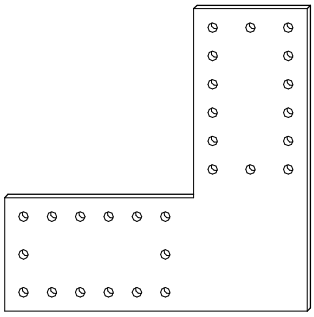

PASACC STAKE 10

ACE CAPTIVE WEDGE

JAMBSEAL INFILL

PASACC 009 BLACK/GREY SKIRTING INFILL

UNIVERSAL JAMBSEAL

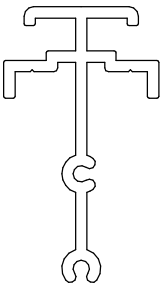

GLAZING POST SPIGOT

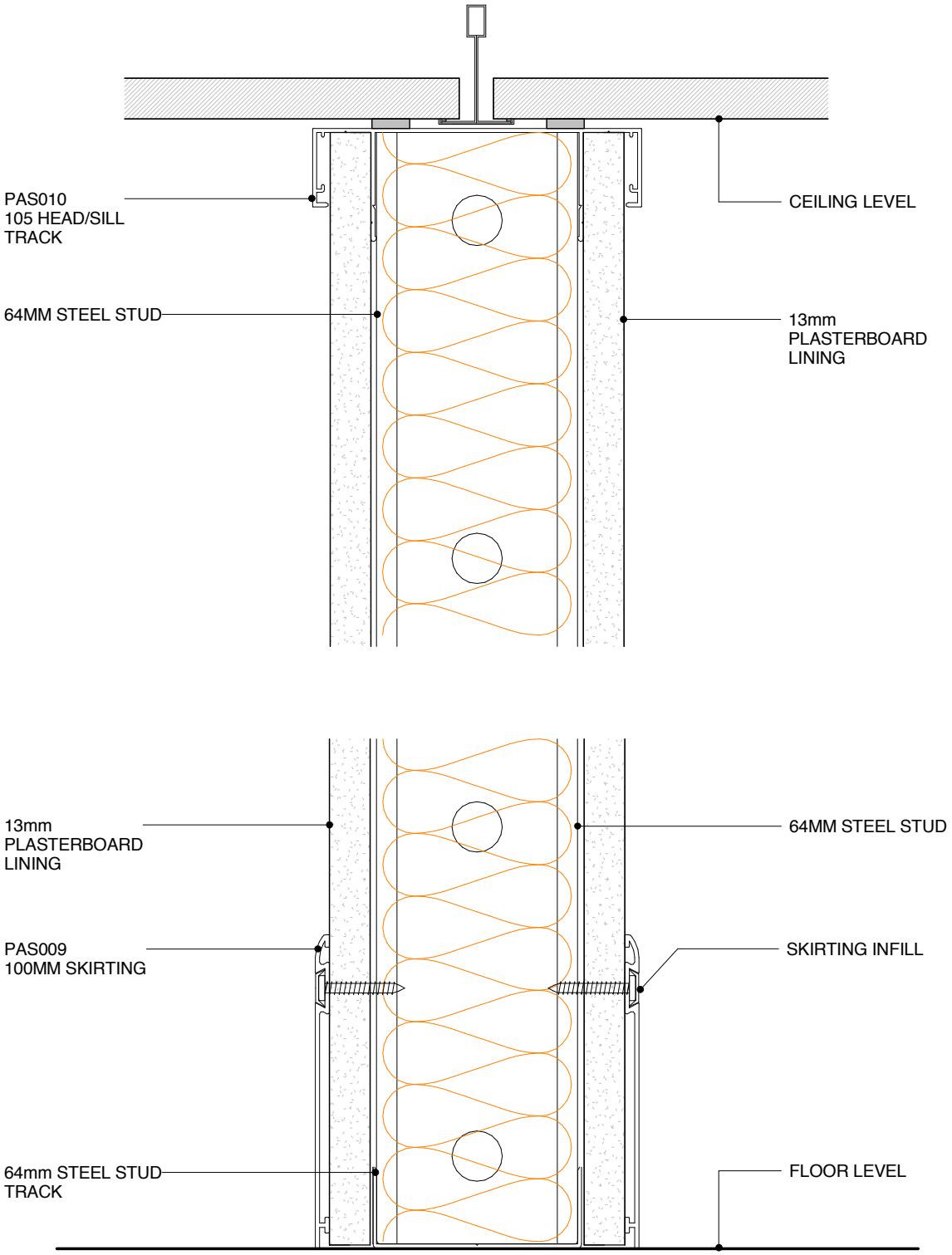

POTTER ALUMINIUM SYSTEMS
C SERIES 45 - STEEL STUD WALL

CROSS SECTION

4.4.1	1:2@A4	A 23/05/16	0800 POTTER (0800 768 837) WWW.POTTERS.CO.NZ
SHEET	SCALE	ISSUED DATE	SUBJECT TO CHANGE WITHOUT NOTICE

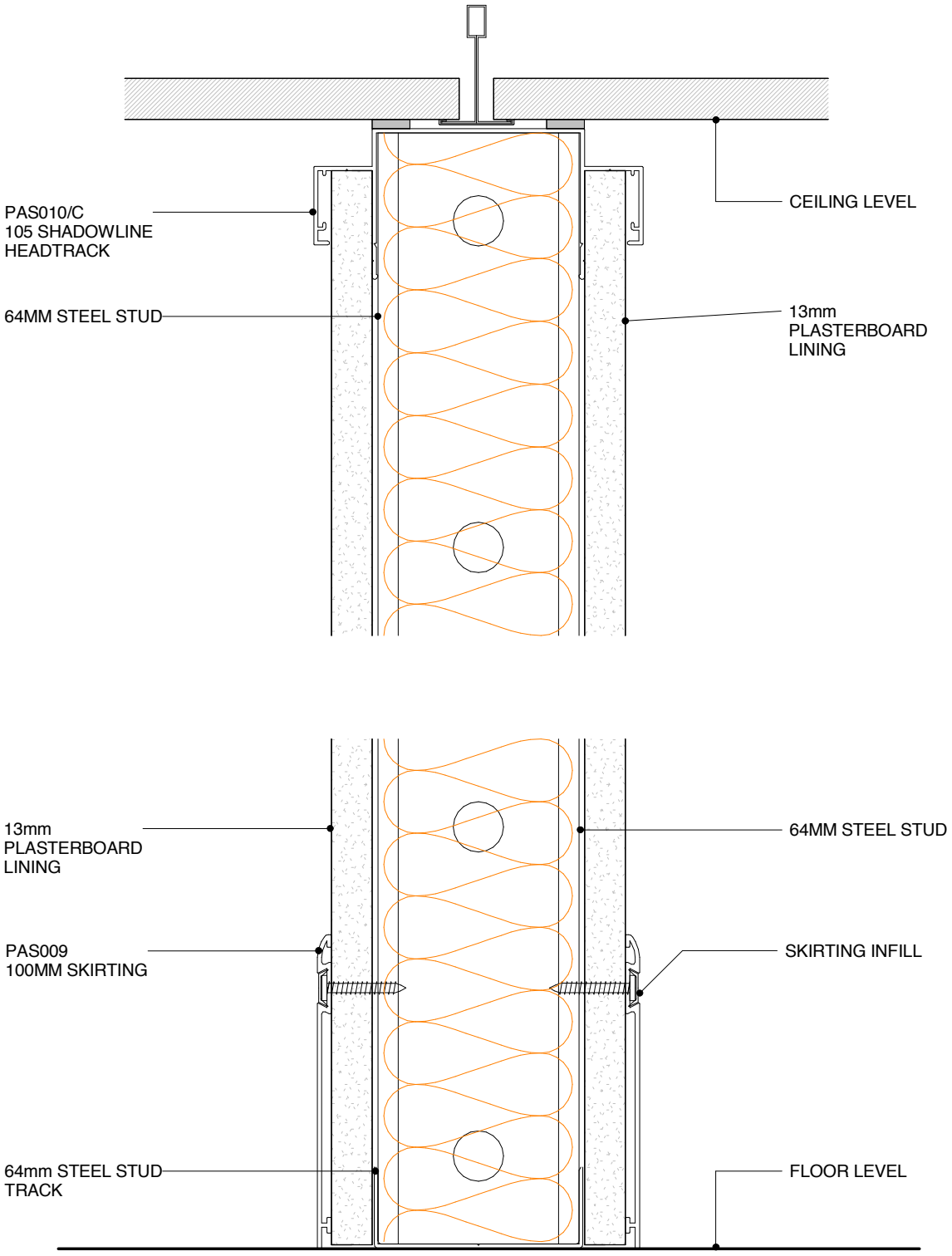

POTTER ALUMINIUM SYSTEMS
C SERIES 45 - SHADOWLINE STEEL STUD WALL
CROSS SECTION

4.4.2	1:2@A4	A 23/05/16	0800 POTTER (0800 768 837) WWW.POTTERS.CO.NZ
SHEET	SCALE	ISSUED DATE	SUBJECT TO CHANGE WITHOUT NOTICE

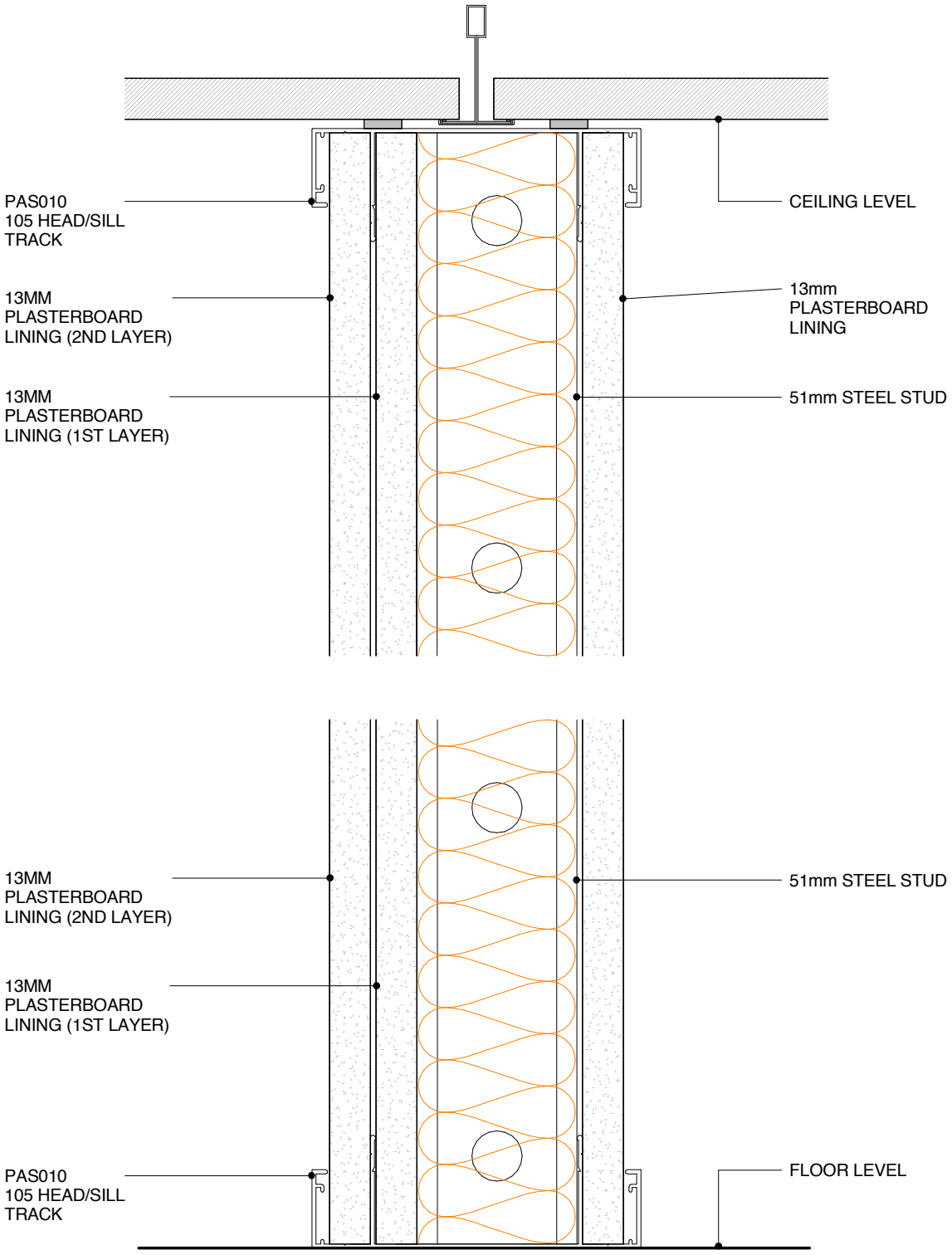

POTTER ALUMINIUM SYSTEMS
C SERIES 45 - STEEL STUD WALL ALTERNATIVE
CROSS SECTION

4.4.3	1:2@A4	A 23/05/16	0800 POTTER (0800 768 837) WWW.POTTERS.CO.NZ
SHEET	SCALE	ISSUED DATE	SUBJECT TO CHANGE WITHOUT NOTICE

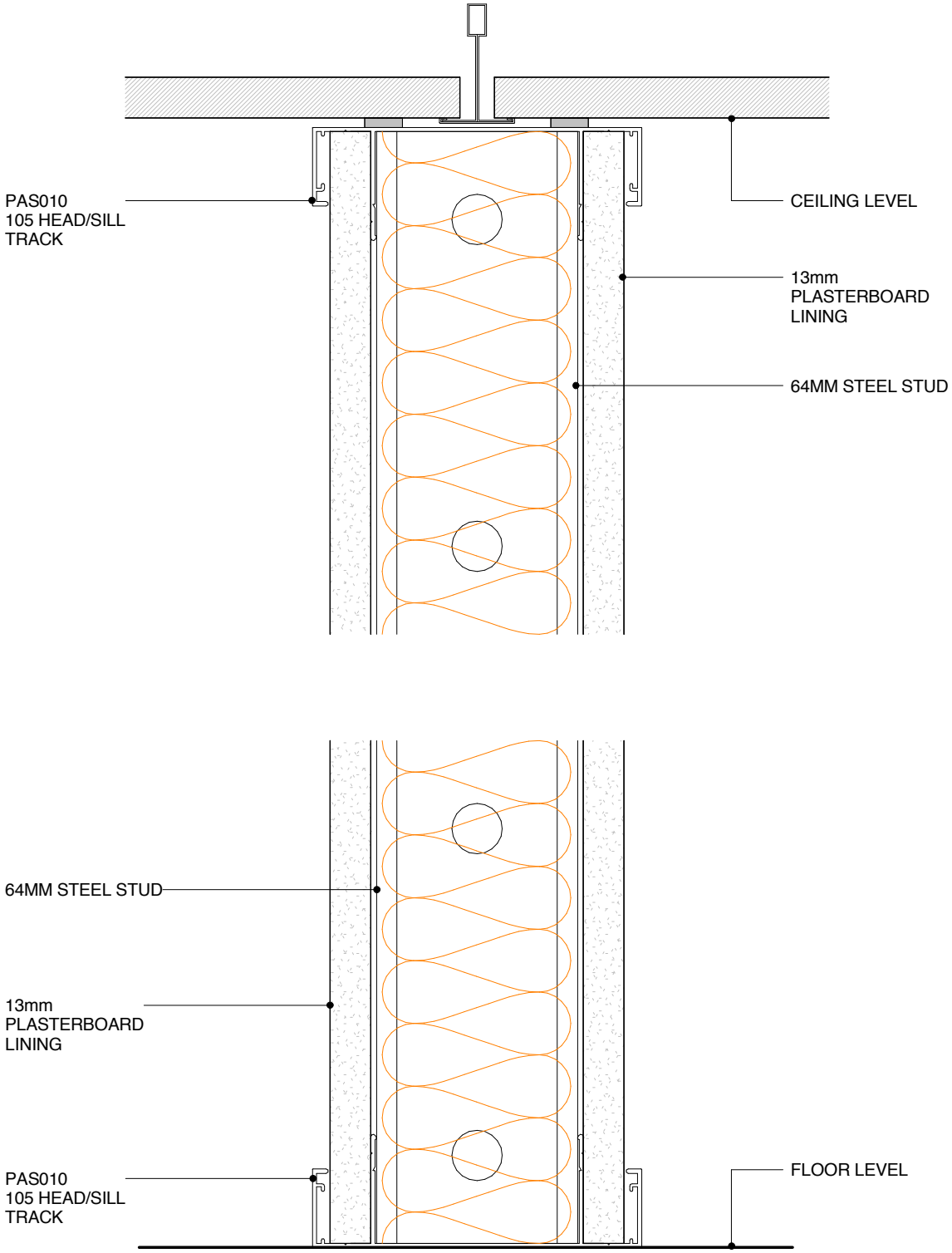

POTTER ALUMINIUM SYSTEMS
C SERIES 45 - STEEL STUD WALL ALTERNATIVE 2
CROSS SECTION

4.4.4	1:2@A4	A 23/05/16	0800 POTTER (0800 768 837) WWW.POTTERS.CO.NZ
SHEET	SCALE	ISSUED DATE	SUBJECT TO CHANGE WITHOUT NOTICE

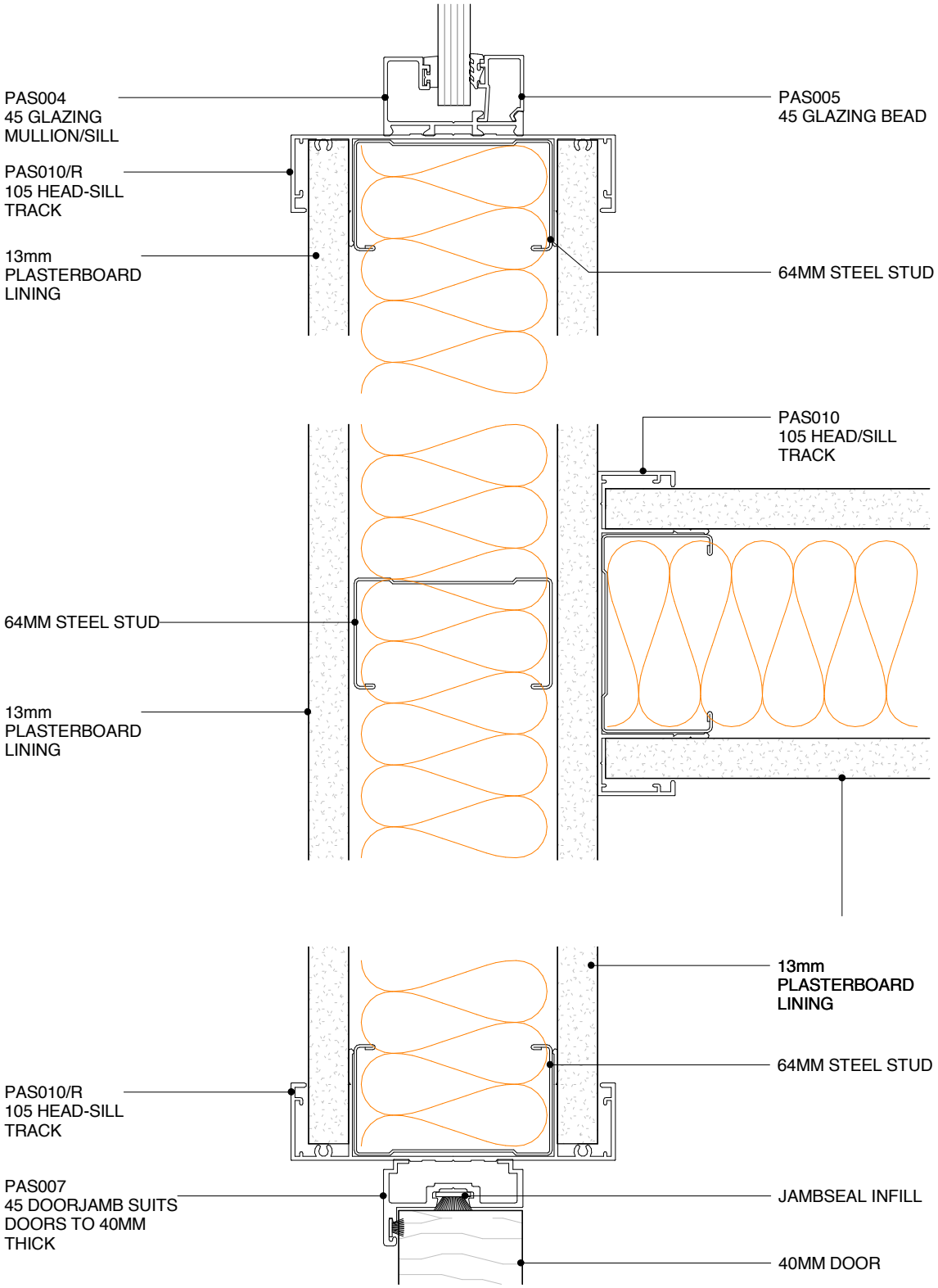

POTTER ALUMINIUM SYSTEMS
C SERIES 45 - WALL INTERSECTION
PLAN VIEW

4.4.5	1:2@A4	A 23/05/16	0800 POTTER (0800 768 837) WWW.POTTERS.CO.NZ
SHEET	SCALE	ISSUED DATE	SUBJECT TO CHANGE WITHOUT NOTICE

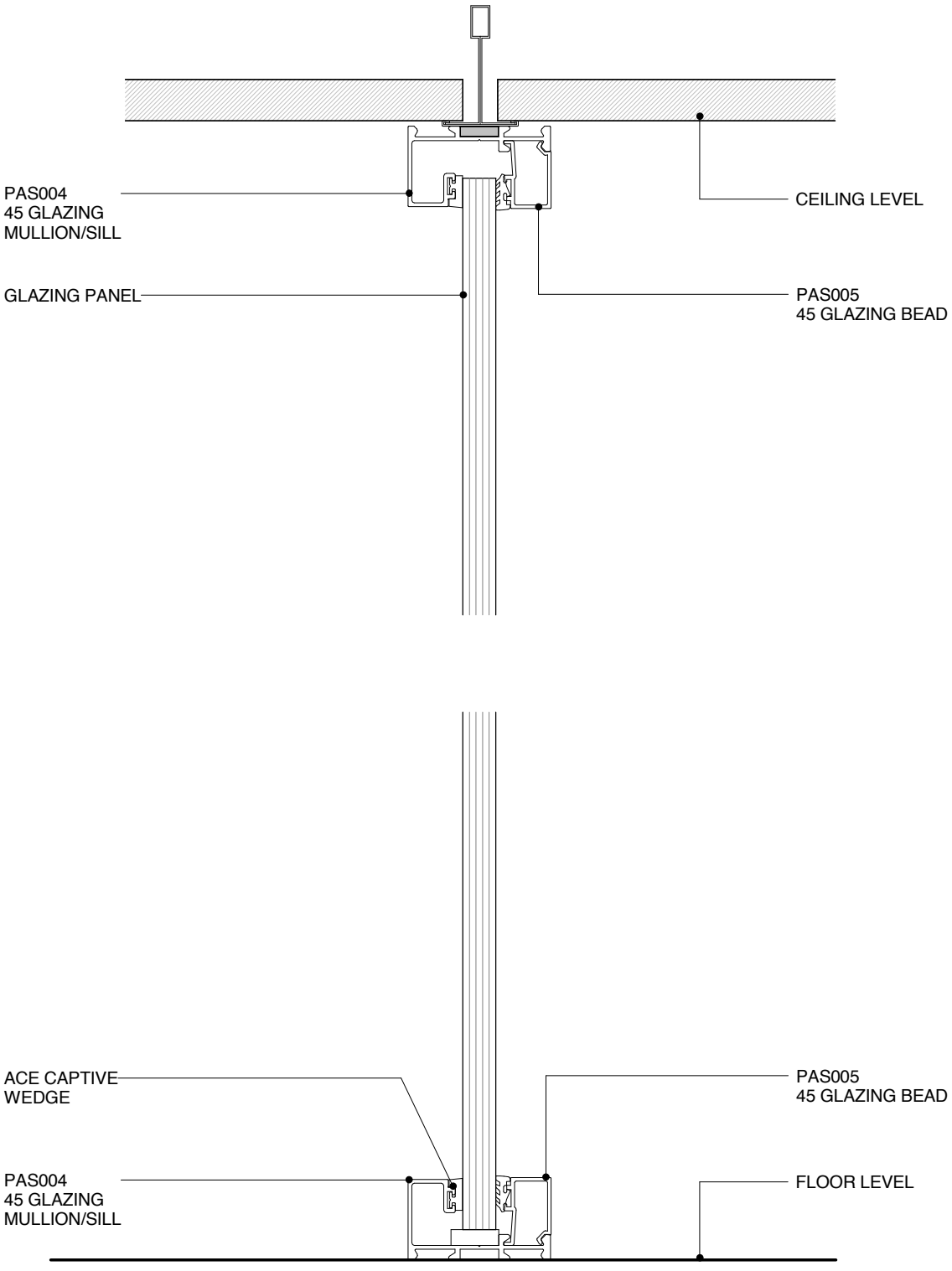

POTTER ALUMINIUM SYSTEMS
C SERIES 45 - FULL HEIGHT GLAZING SYSTEM
CROSS SECTION

4.5.1	1:2@A4	A 23/05/16	0800 POTTER (0800 768 837) WWW.POTTERS.CO.NZ
SHEET	SCALE	ISSUED DATE	SUBJECT TO CHANGE WITHOUT NOTICE

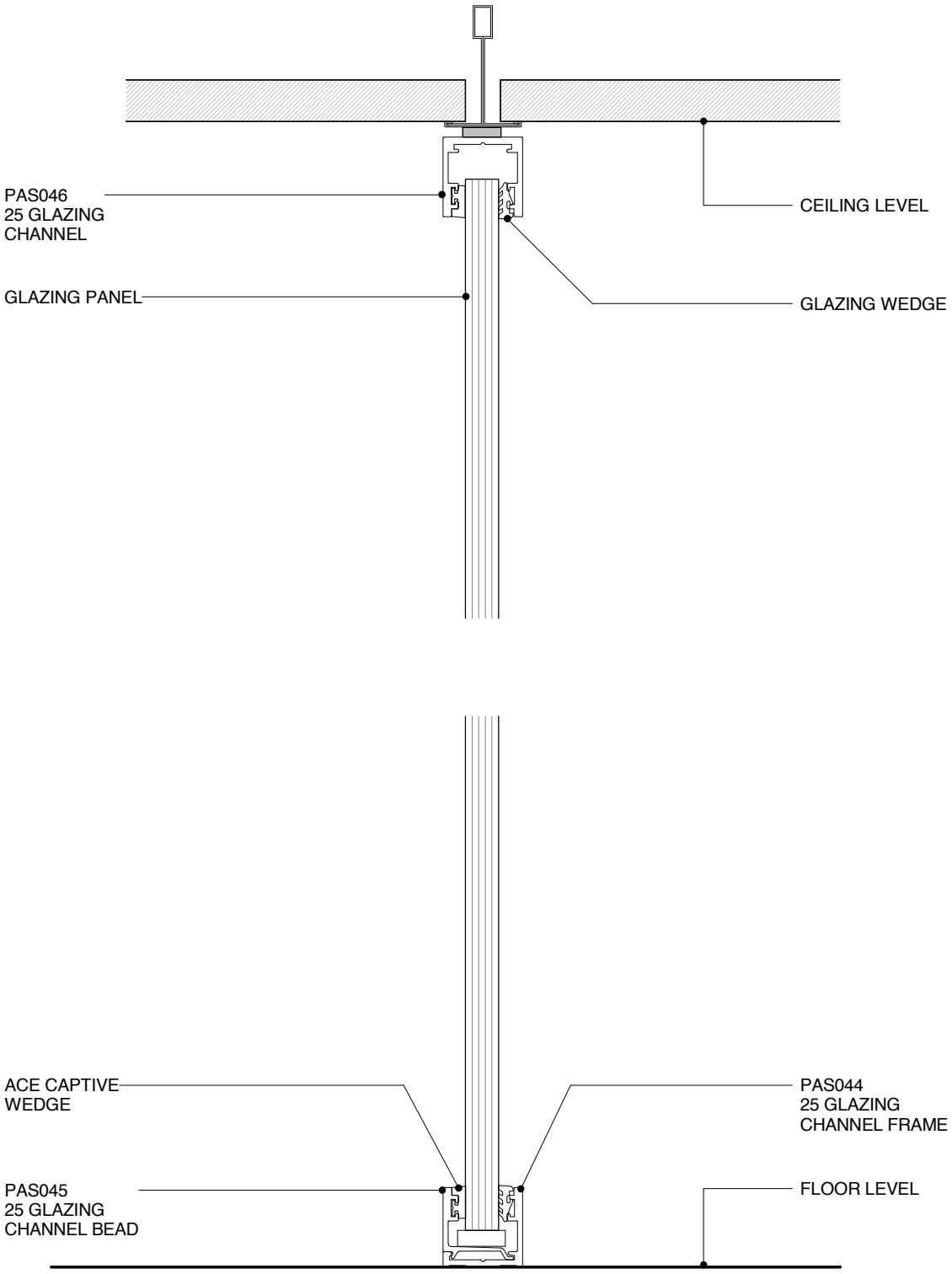

POTTER ALUMINIUM SYSTEMS
C SERIES 45 - FULL HEIGHT GLAZING SYSTEM 2
CROSS SECTION

4.5.2	1:2@A4	A 23/05/16	0800 POTTER (0800 768 837) WWW.POTTERS.CO.NZ
SHEET	SCALE	ISSUED DATE	SUBJECT TO CHANGE WITHOUT NOTICE

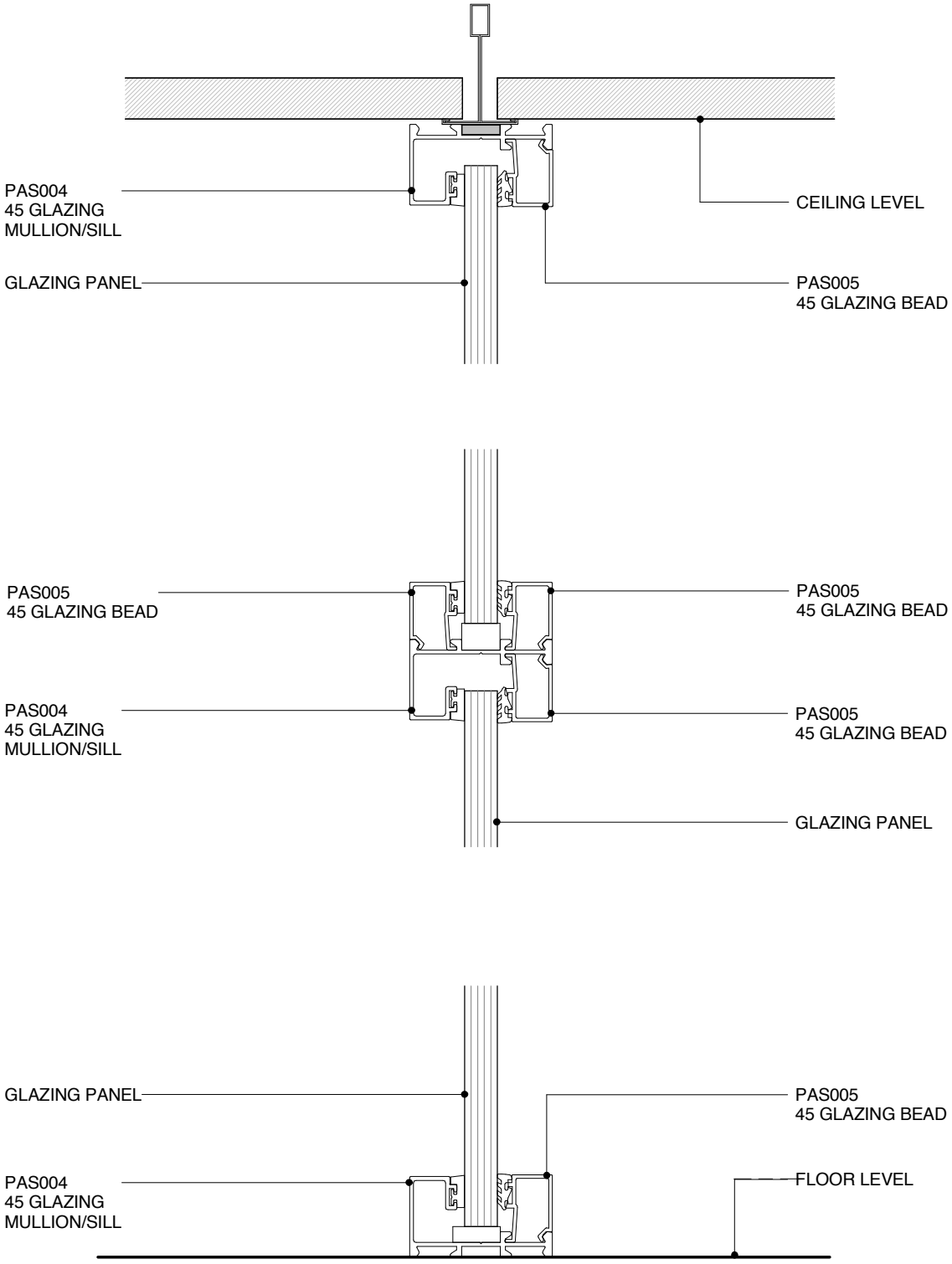

POTTER ALUMINIUM SYSTEMS
C SERIES 45 - GLAZING TRANSOM
CROSS SECTION

4.5.3	1:2@A4	A 23/05/16	0800 POTTER (0800 768 837) WWW.POTTERS.CO.NZ
SHEET	SCALE	ISSUED DATE	SUBJECT TO CHANGE WITHOUT NOTICE

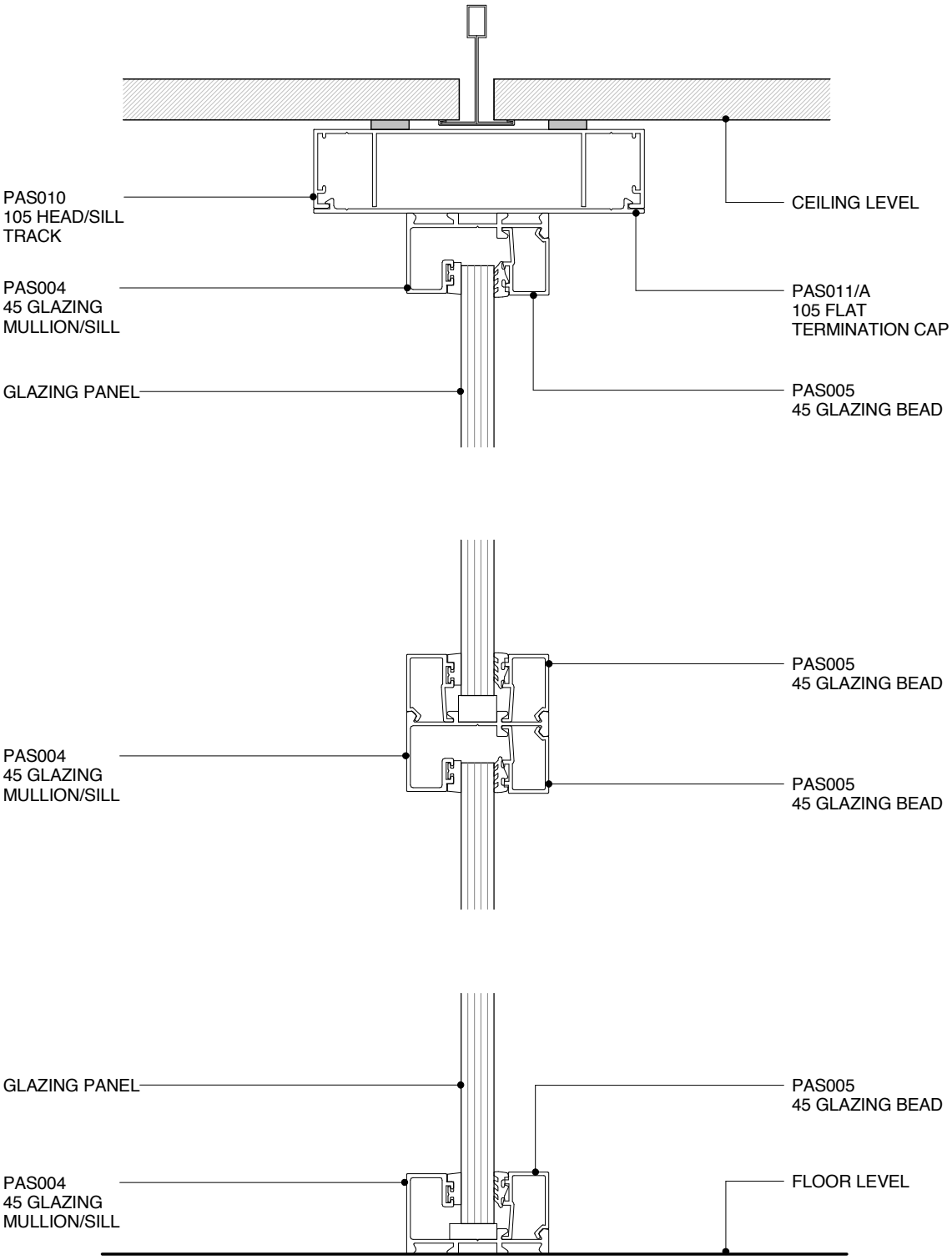

POTTER ALUMINIUM SYSTEMS
C SERIES 45 - GLAZING TRANSOM WITH HEADTRACK
CROSS SECTION

4.5.4	1:2@A4	A 23/05/16	0800 POTTER (0800 768 837) WWW.POTTERS.CO.NZ
SHEET	SCALE	ISSUED DATE	SUBJECT TO CHANGE WITHOUT NOTICE

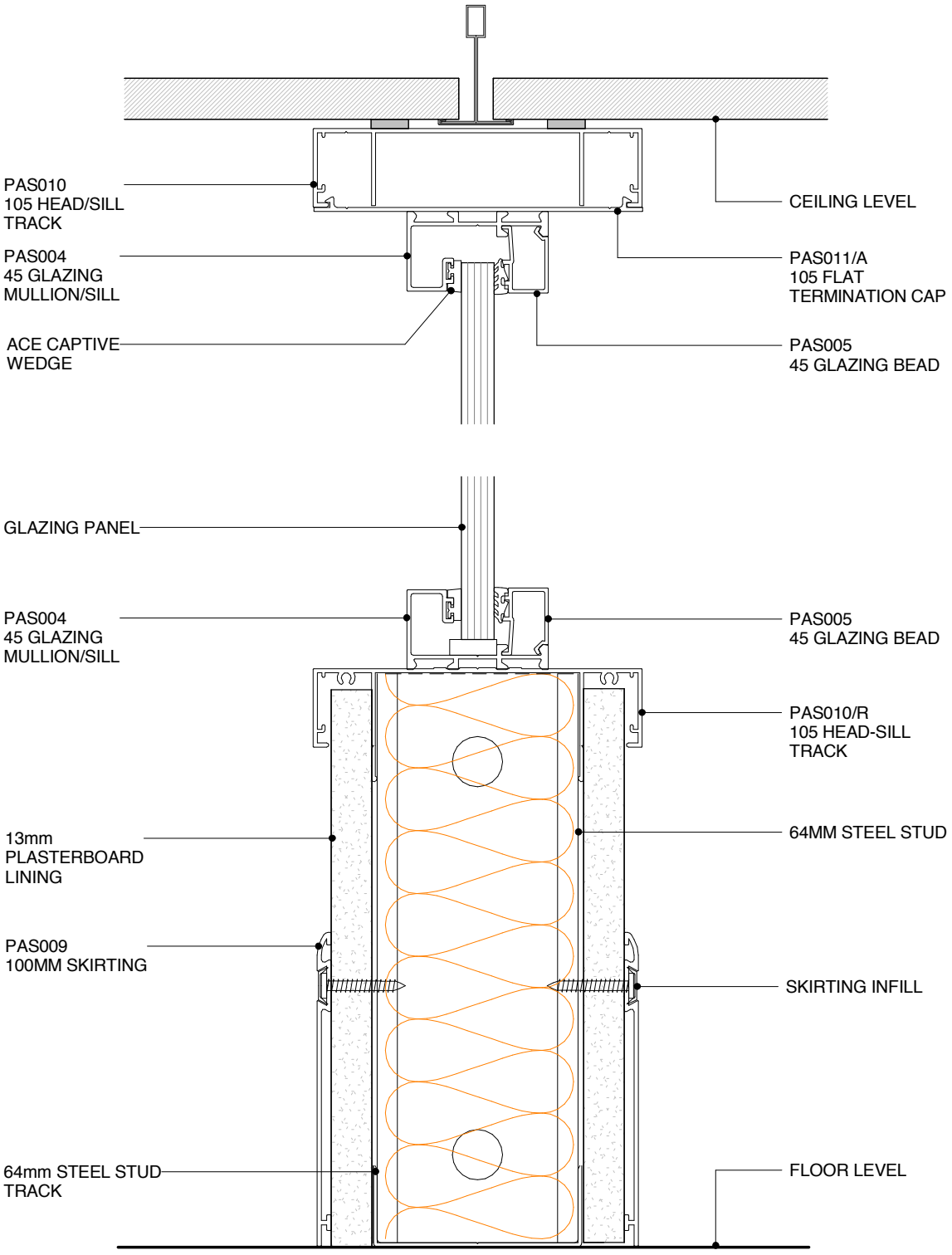

POTTER ALUMINIUM SYSTEMS
C SERIES 45 - HALF HEIGHT GLAZING WALL
CROSS SECTION

4.5.5	1:2@A4	A 23/05/16	0800 POTTER (0800 768 837) WWW.POTTERS.CO.NZ
SHEET	SCALE	ISSUED DATE	SUBJECT TO CHANGE WITHOUT NOTICE

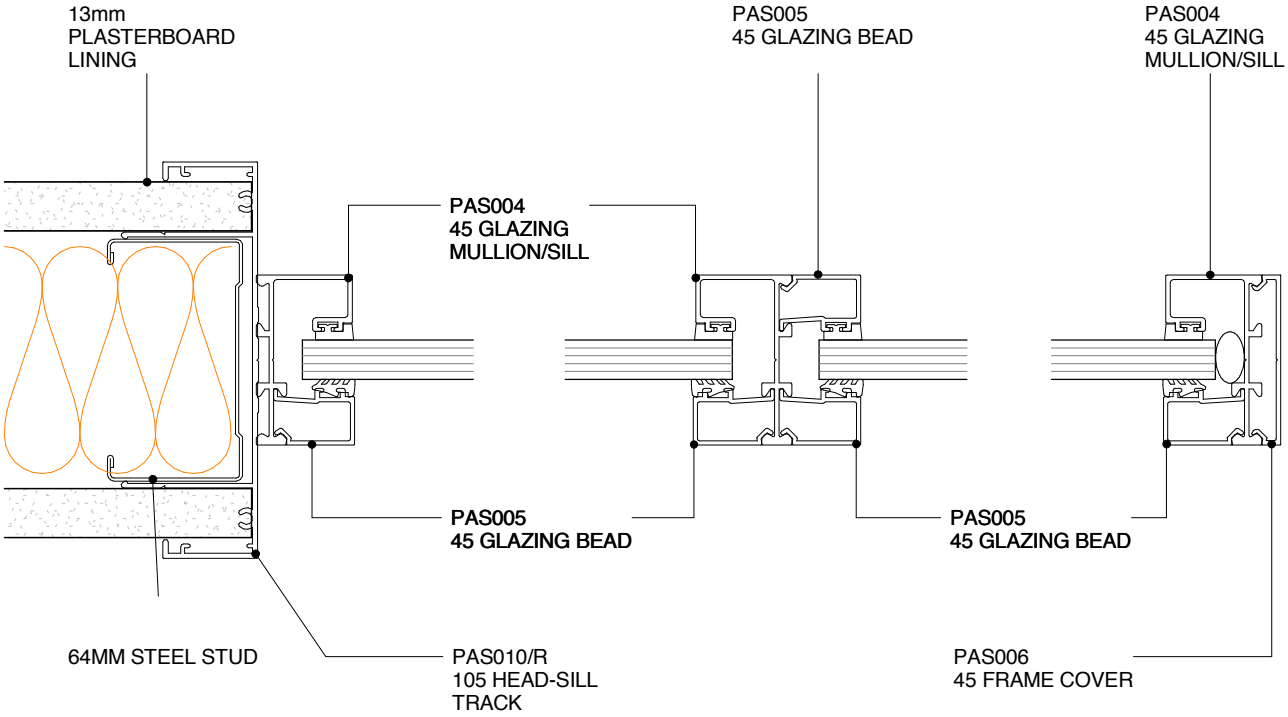

POTTER ALUMINIUM SYSTEMS
C SERIES 45 - GLAZING MULLION

PLAN VIEW

4.5.6	1:2@A4	A 23/05/16	0800 POTTER (0800 768 837) WWW.POTTERS.CO.NZ
SHEET	SCALE	ISSUED DATE	SUBJECT TO CHANGE WITHOUT NOTICE

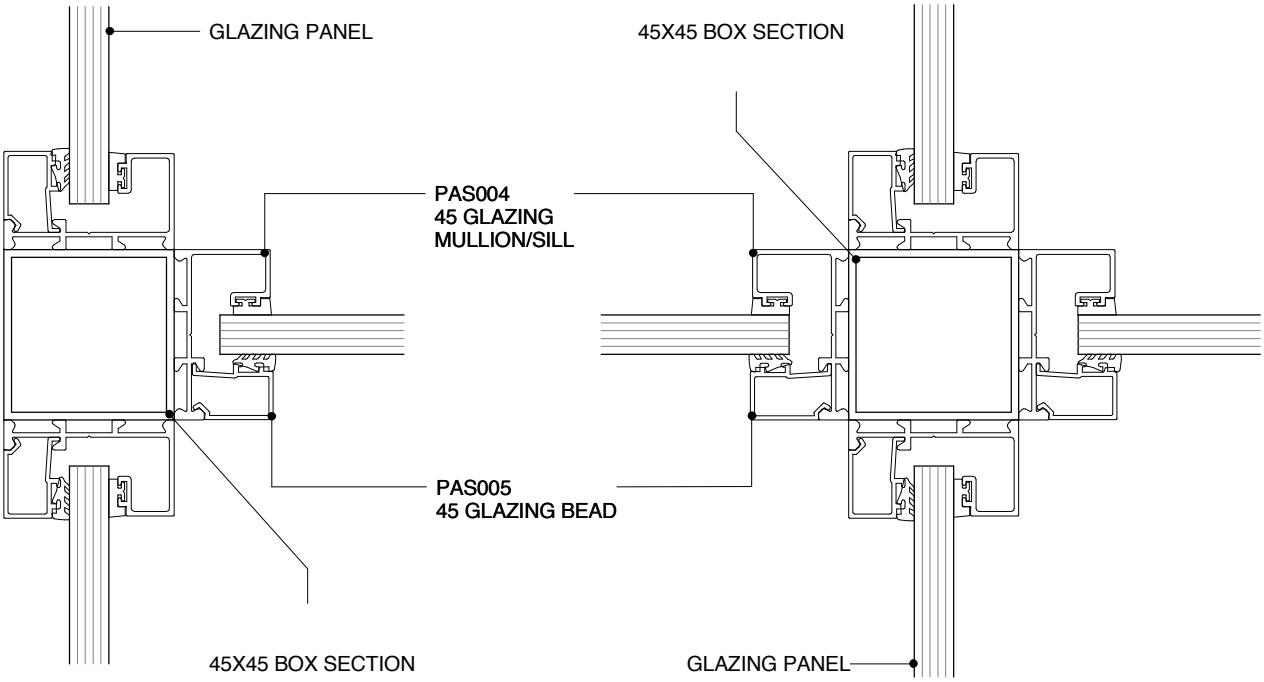

POTTER ALUMINIUM SYSTEMS
C SERIES 45 - GLAZING POST

PLAN VIEW

4.5.7	1:2@A4	A 23/05/16	0800 POTTER (0800 768 837) WWW.POTTERS.CO.NZ
SHEET	SCALE	ISSUED DATE	SUBJECT TO CHANGE WITHOUT NOTICE

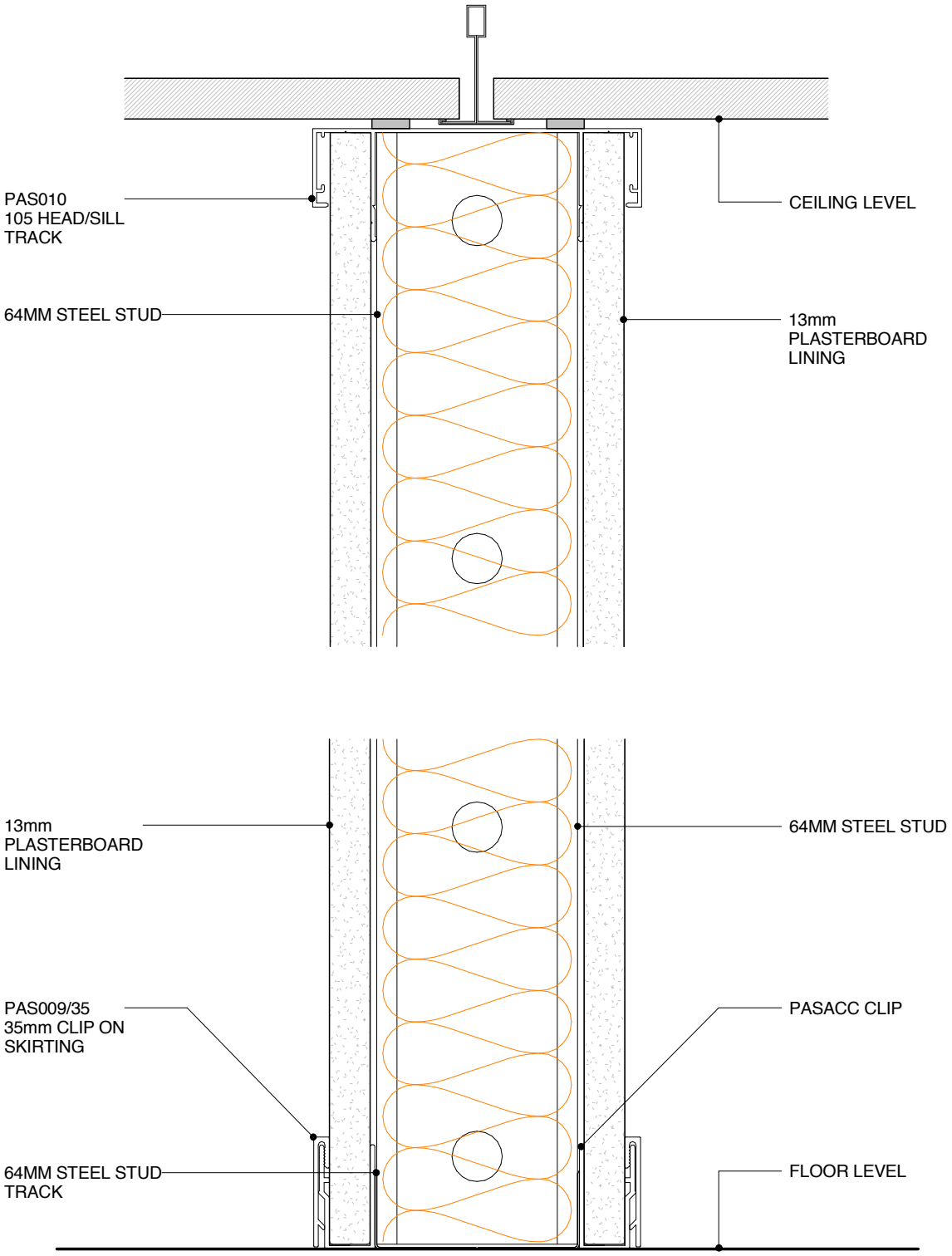

POTTER ALUMINIUM SYSTEMS
C SERIES 45 - STEEL STUD WALL WITH 35MM CLIP ON SKIRTING
CROSS SECTION

4.5.8	1:2@A4	A 23/05/16	0800 POTTER (0800 768 837) WWW.POTTERS.CO.NZ
SHEET *(OLD REF X1.22)*	SCALE	ISSUED DATE	SUBJECT TO CHANGE WITHOUT NOTICE

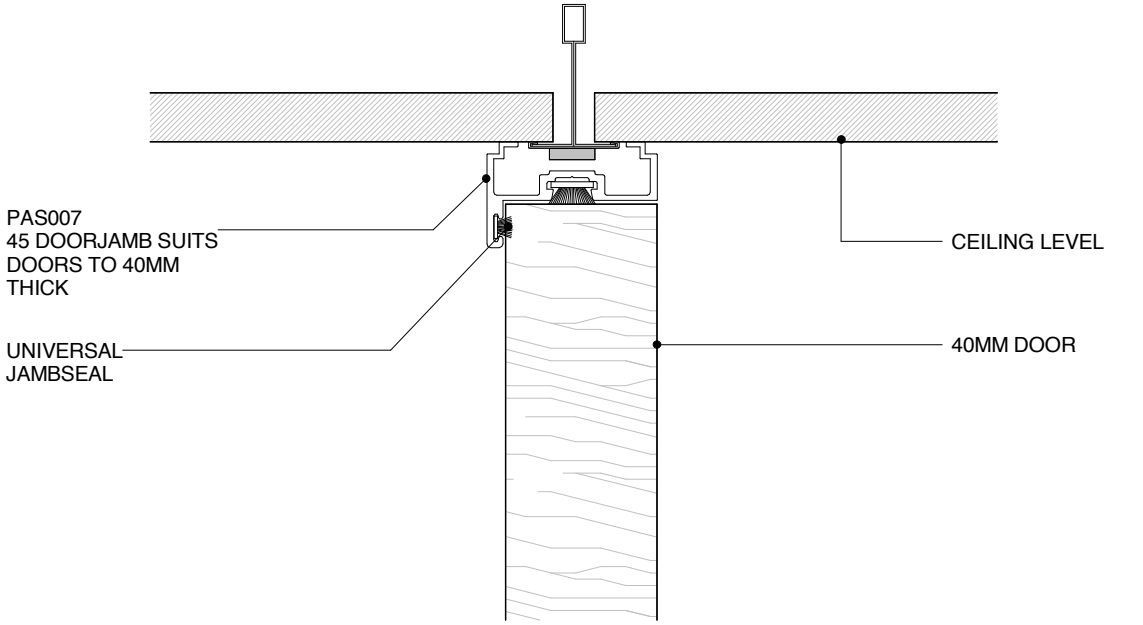

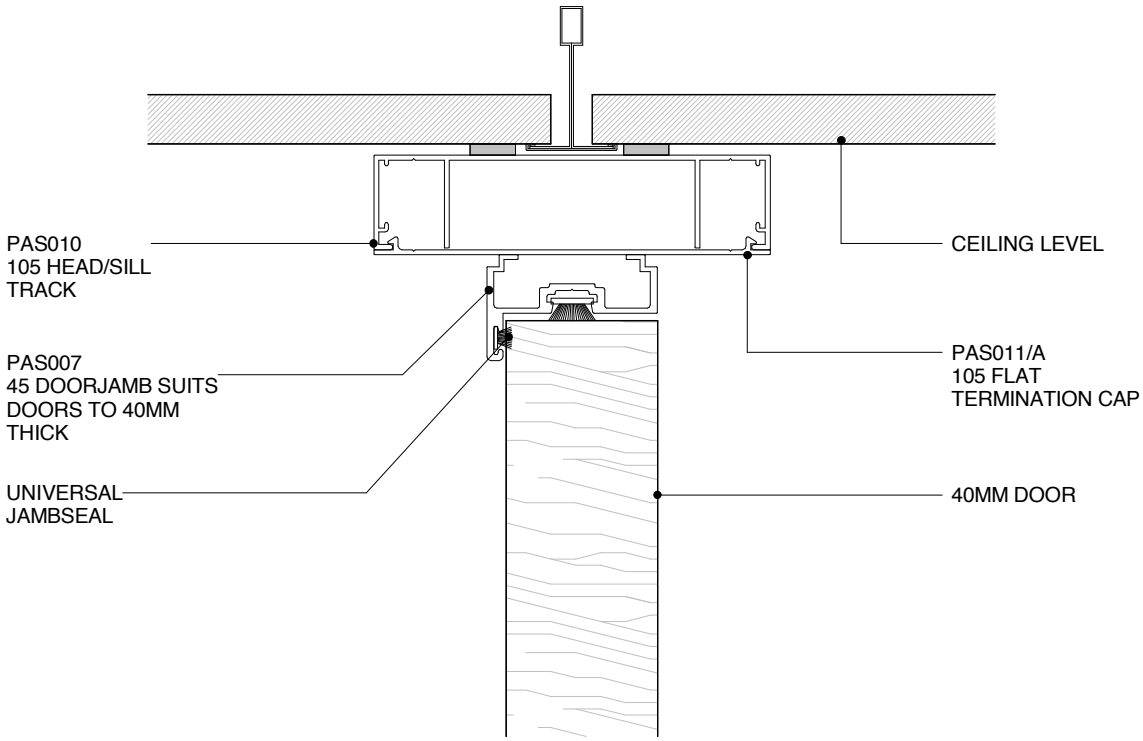

POTTER ALUMINIUM SYSTEMS
C SERIES 45 - 40MM DOOR HEADERS
CROSS SECTION

4.6.1	1:2@A4	A 23/05/16	0800 POTTER (0800 768 837) WWW.POTTERS.CO.NZ
SHEET	SCALE	ISSUED DATE	SUBJECT TO CHANGE WITHOUT NOTICE

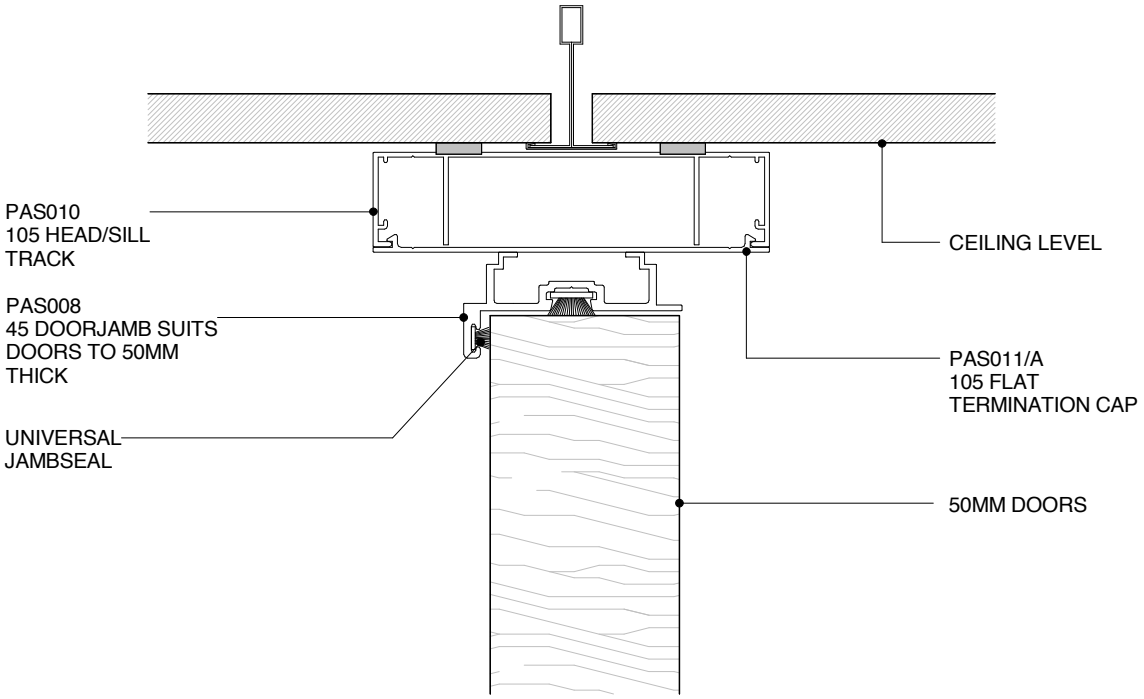

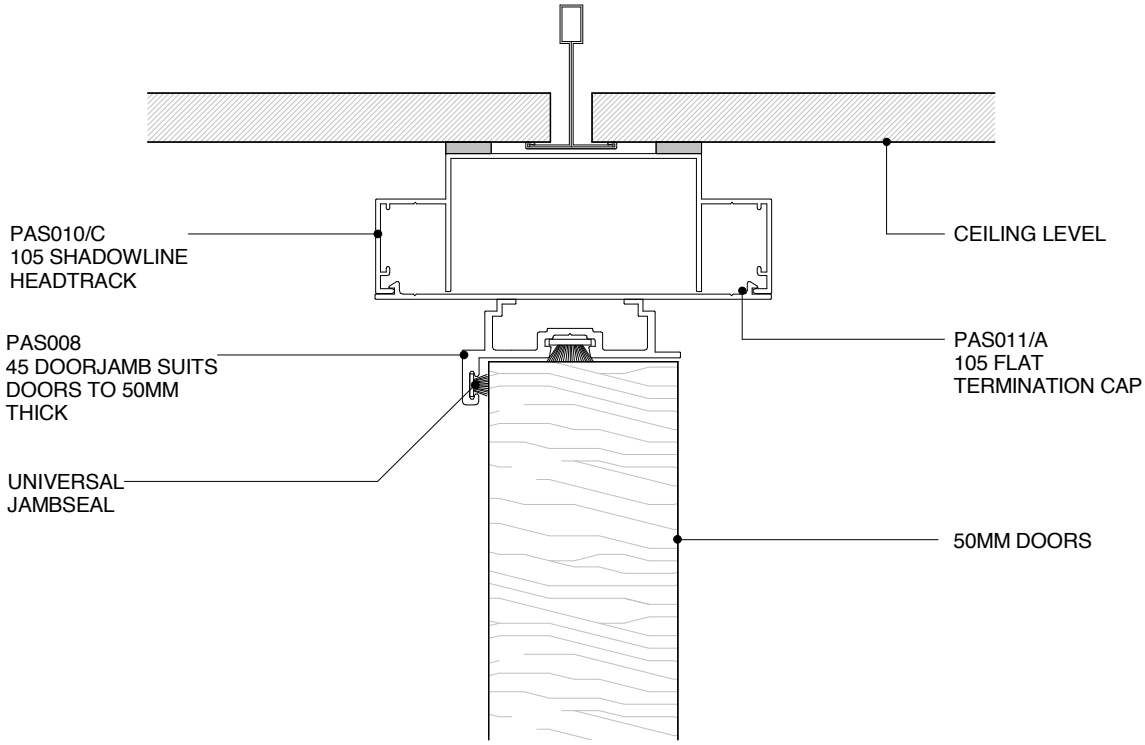

POTTER ALUMINIUM SYSTEMS
C SERIES 45 - 50MM DOOR HEADTRACKS
CROSS SECTION

4.6.2	1:2@A4	A 23/05/16	0800 POTTER (0800 768 837) WWW.POTTERS.CO.NZ
SHEET	SCALE	ISSUED DATE	SUBJECT TO CHANGE WITHOUT NOTICE

CSR

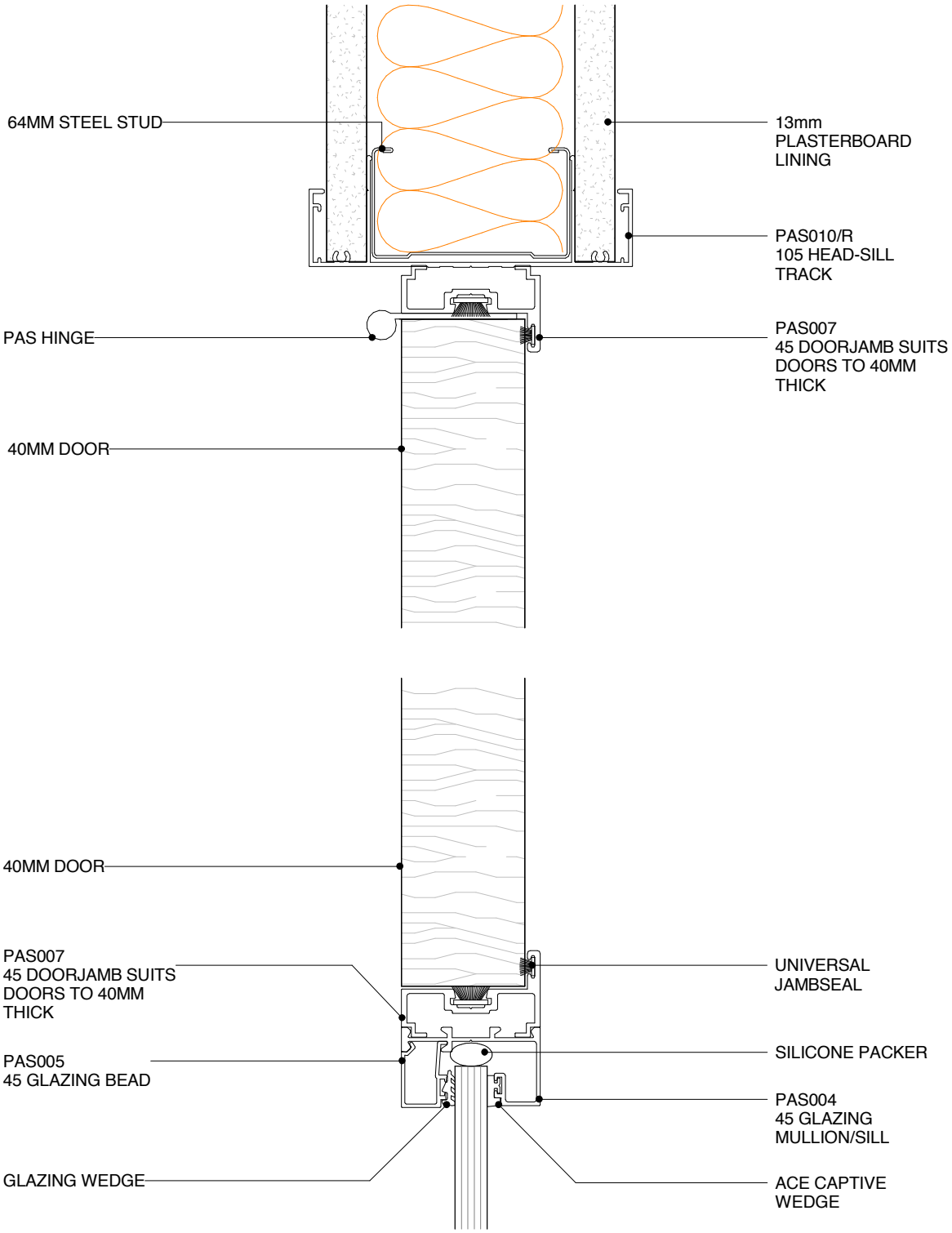

POTTER ALUMINIUM SYSTEMS
C SERIES 45 - DOOR TO GLAZING
PLAN VIEW

4.6.3	1:2@A4	A 23/05/16	0800 POTTER (0800 768 837) WWW.POTTERS.CO.NZ
SHEET	SCALE	ISSUED DATE	SUBJECT TO CHANGE WITHOUT NOTICE

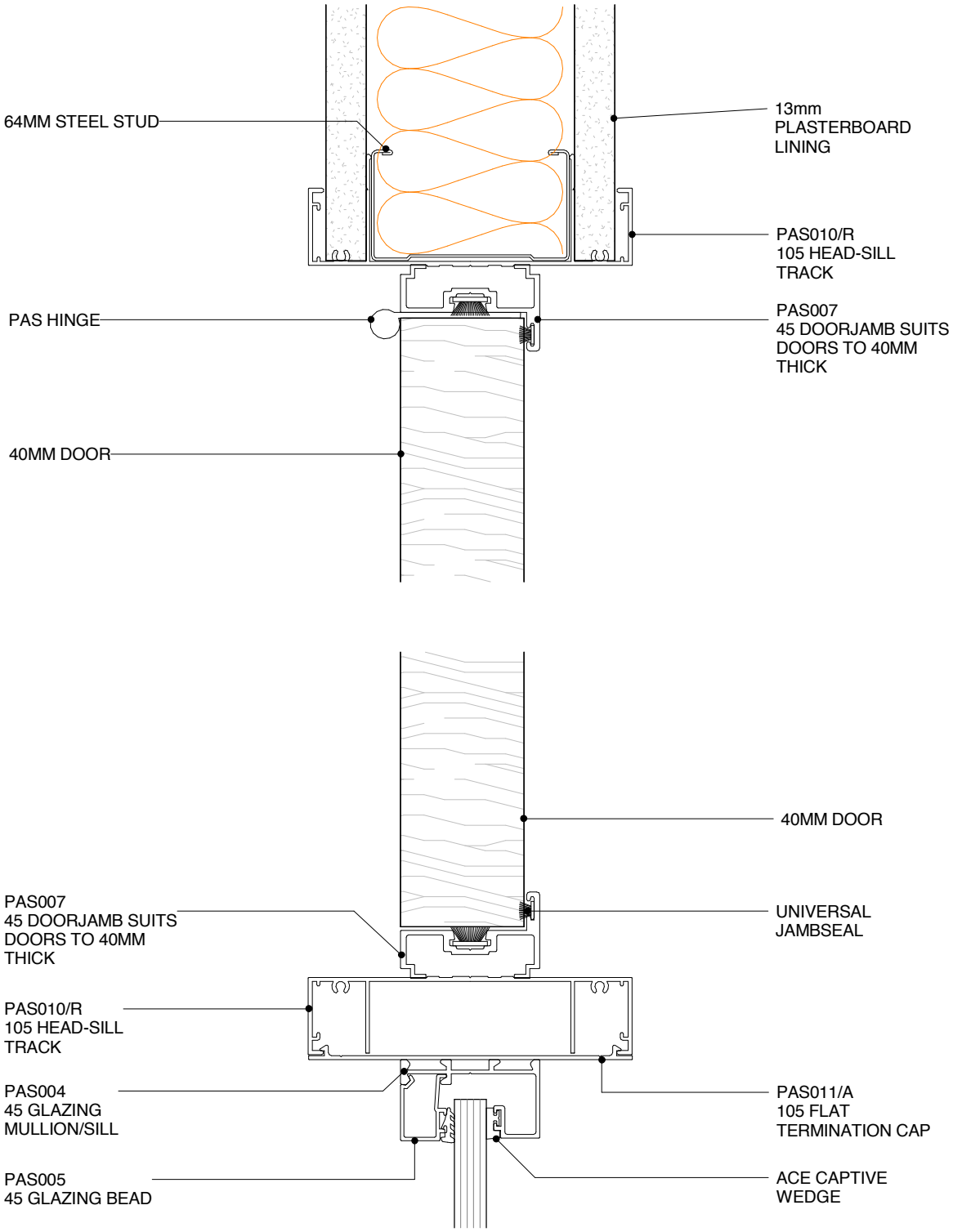

POTTER ALUMINIUM SYSTEMS
C SERIES 45 - DOOR/GLAZING MULLION WITH HEADTRACK
PLAN VIEW

4.6.4	1:2@A4	A 23/05/16	0800 POTTER (0800 768 837) WWW.POTTERS.CO.NZ
SHEET	SCALE	ISSUED DATE	SUBJECT TO CHANGE WITHOUT NOTICE

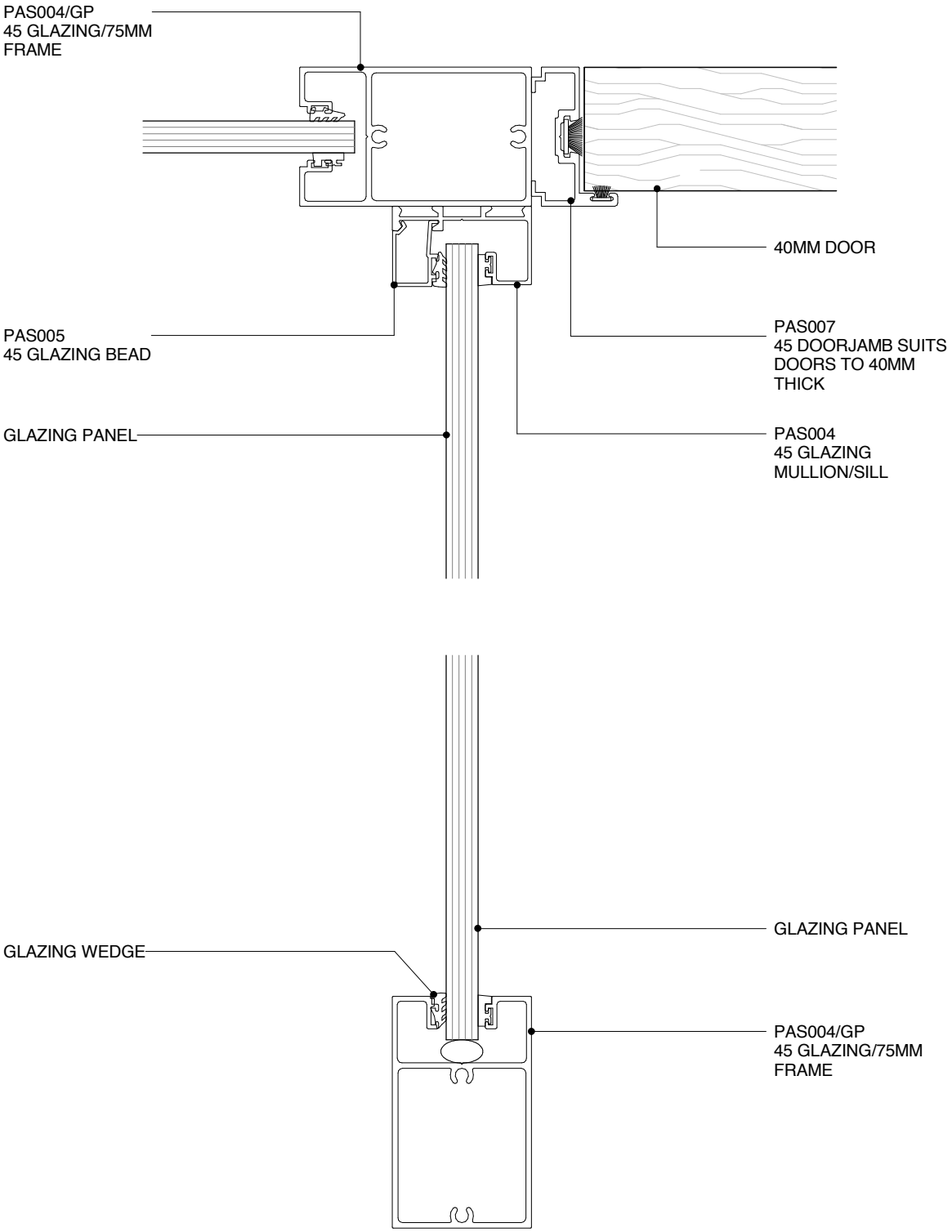

POTTER ALUMINIUM SYSTEMS
C SERIES 45 - DOOR/GLAZING POST
PLAN VIEW

4.6.5	1:2@A4	A 23/05/16	0800 POTTER (0800 768 837) WWW.POTTERS.CO.NZ
SHEET	SCALE	ISSUED DATE	SUBJECT TO CHANGE WITHOUT NOTICE

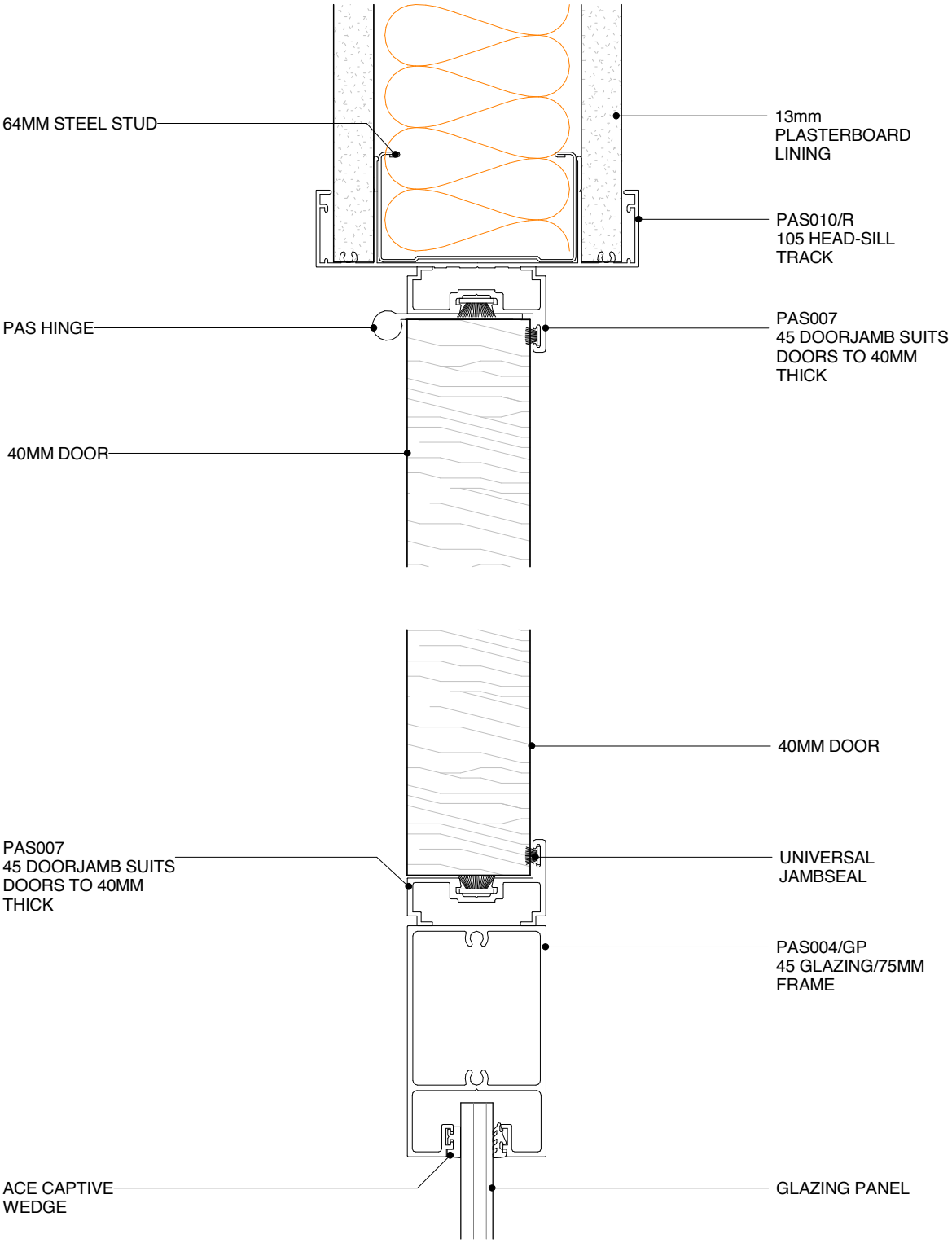

POTTER ALUMINIUM SYSTEMS
C SERIES 45 - DOOR/GLAZING POST 2
PLAN VIEW

4.6.6	1:2@A4	A 23/05/16	0800 POTTER (0800 768 837) WWW.POTTERS.CO.NZ
SHEET	SCALE	ISSUED DATE	SUBJECT TO CHANGE WITHOUT NOTICE

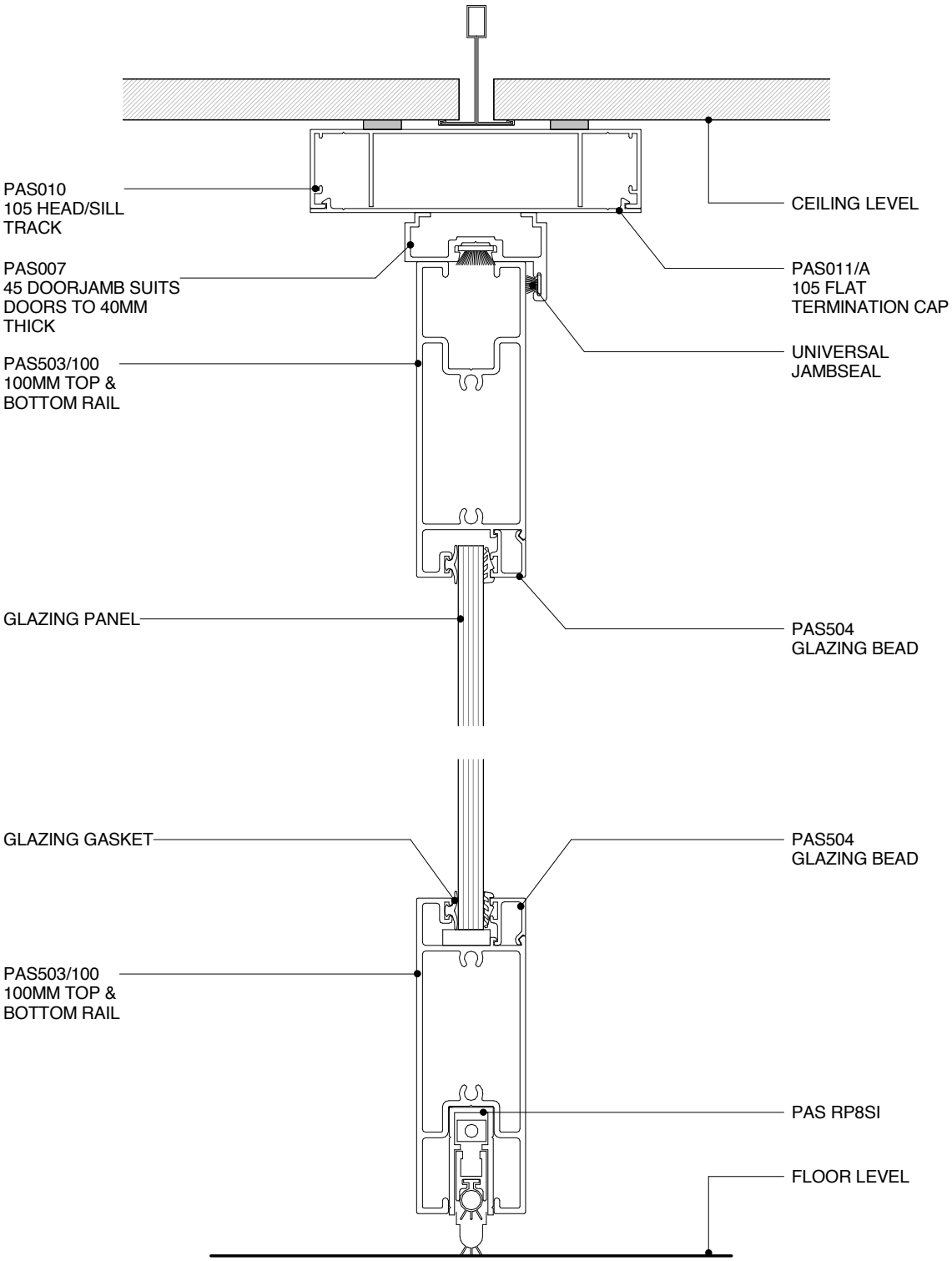

POTTER ALUMINIUM SYSTEMS
C SERIES 45 - DS SERIES 100MM DOOR AND RP8SI DOOR SEAL
CROSS SECTION

4.6.7	1:2@A4	A 23/05/16	0800 POTTER (0800 768 837) WWW.POTTERS.CO.NZ
SHEET	SCALE	ISSUED DATE	SUBJECT TO CHANGE WITHOUT NOTICE

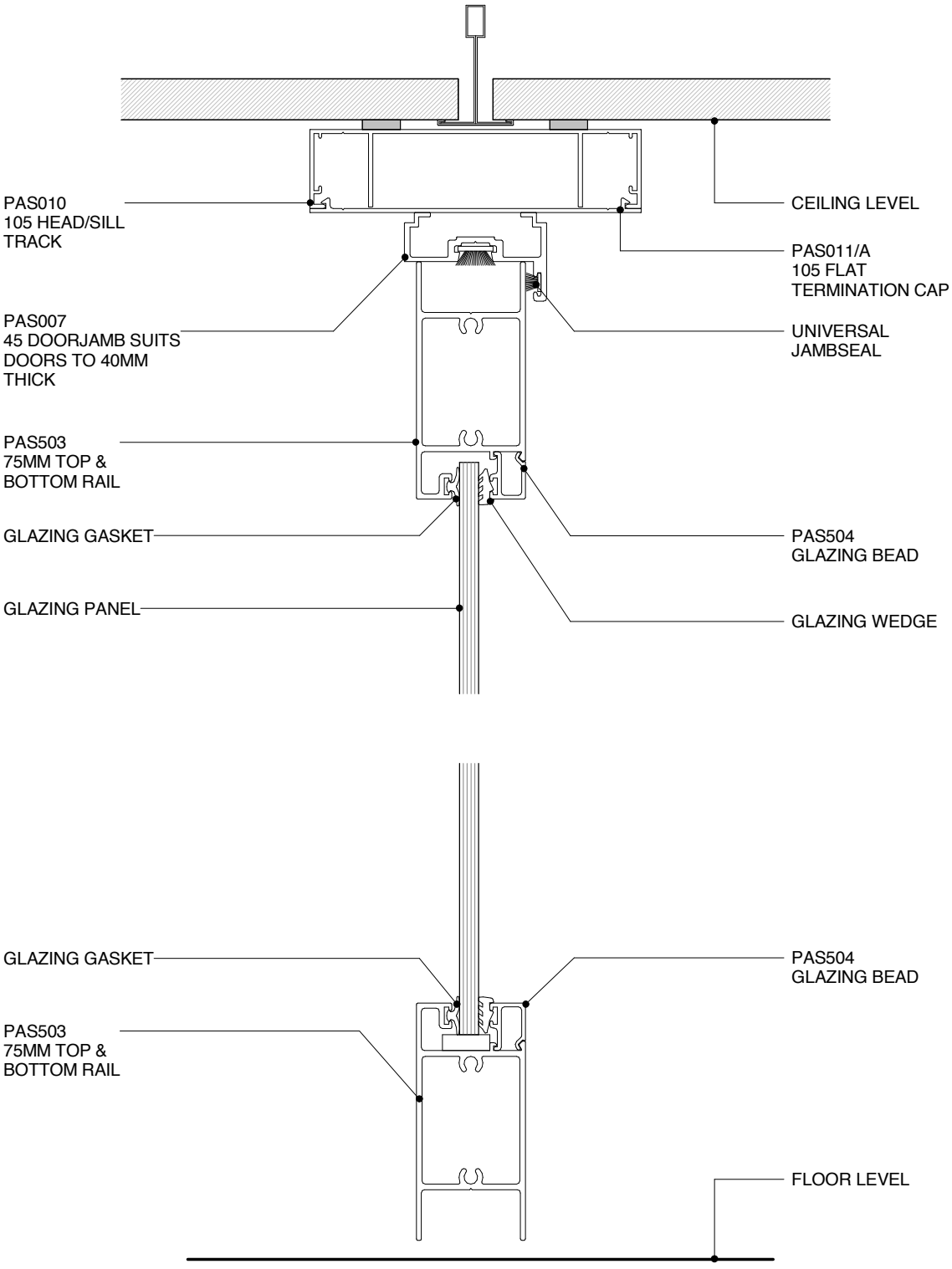

POTTER ALUMINIUM SYSTEMS
C SERIES 45 - DS SERIES 75MM DOOR
CROSS SECTION

4.6.8	1:2@A4	A 23/05/16	0800 POTTER (0800 768 837) WWW.POTTERS.CO.NZ
SHEET	SCALE	ISSUED DATE	SUBJECT TO CHANGE WITHOUT NOTICE

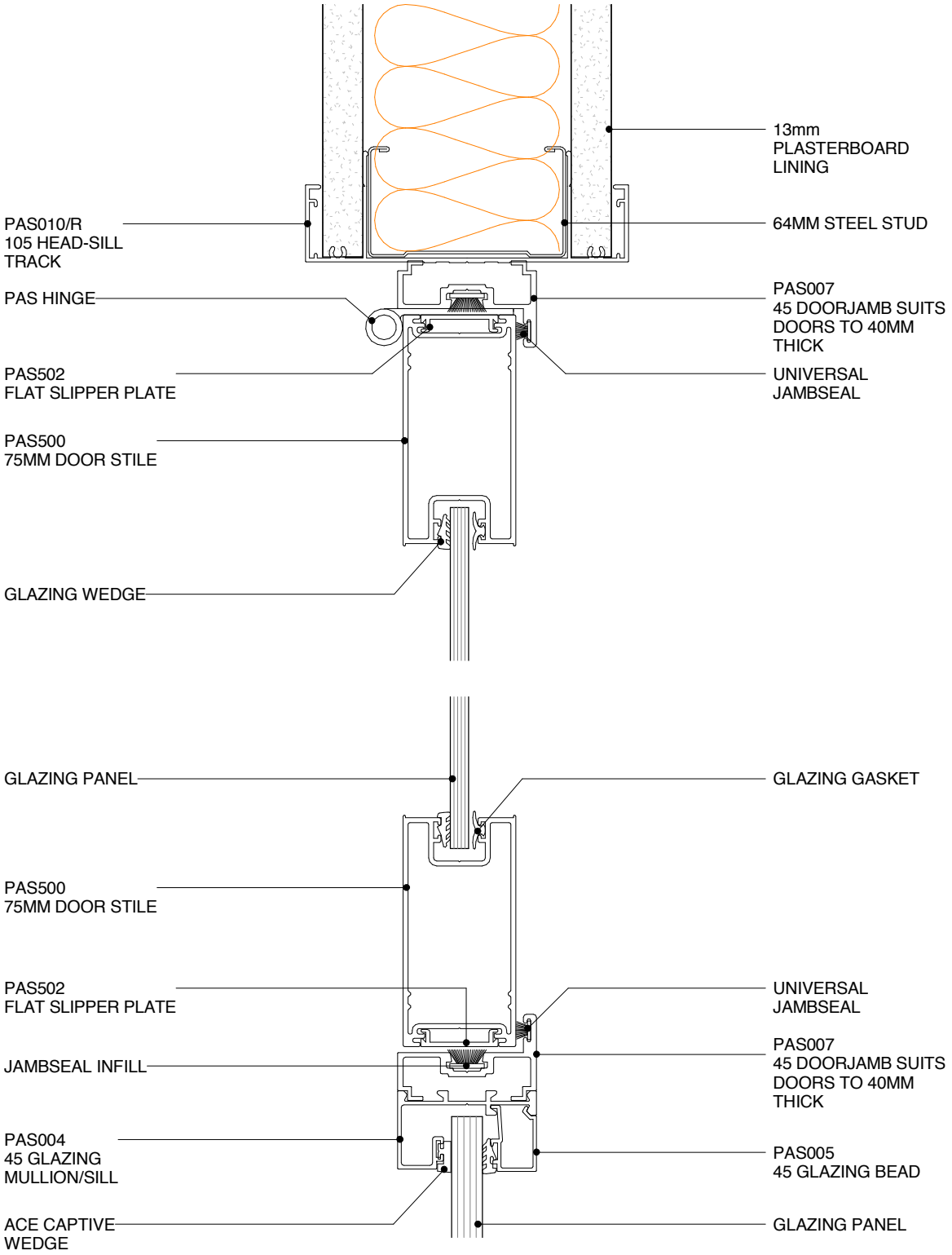

POTTER ALUMINIUM SYSTEMS
C SERIES 45 - DOOR TO GLAZING WITH DS SERIES 75MM DOOR
PLAN VIEW

4.6.9	1:2@A4	A 23/05/16	0800 POTTER (0800 768 837) WWW.POTTERS.CO.NZ
SHEET	SCALE	ISSUED DATE	SUBJECT TO CHANGE WITHOUT NOTICE

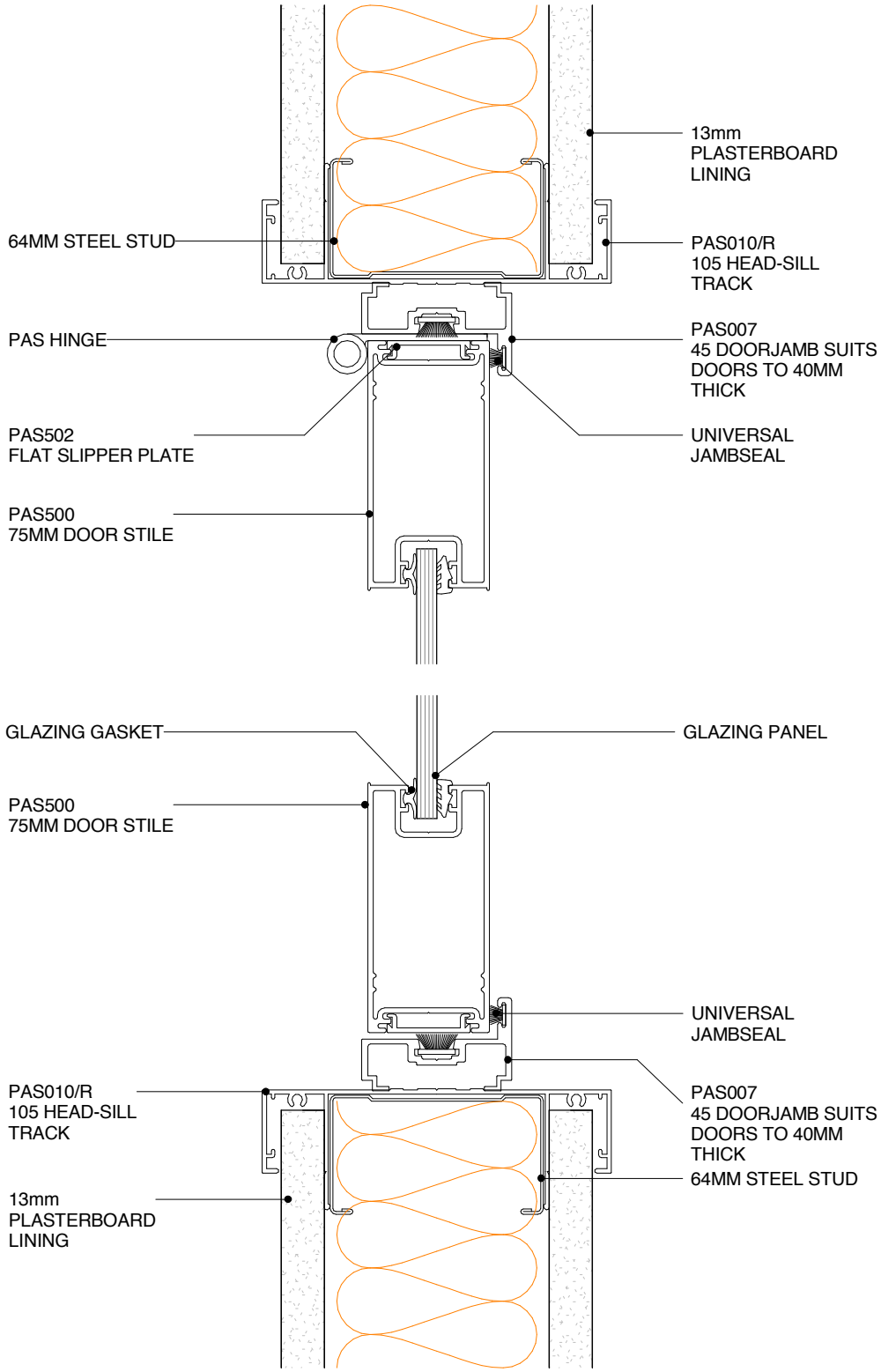

POTTER ALUMINIUM SYSTEMS
C SERIES 45 - DOOR OPENING WITH DS SERIES 75MM DOOR
PLAN VIEW

4.6.10	1:2@A4	A 23/05/16	0800 POTTER (0800 768 837) WWW.POTTERS.CO.NZ
SHEET	SCALE	ISSUED DATE	SUBJECT TO CHANGE WITHOUT NOTICE

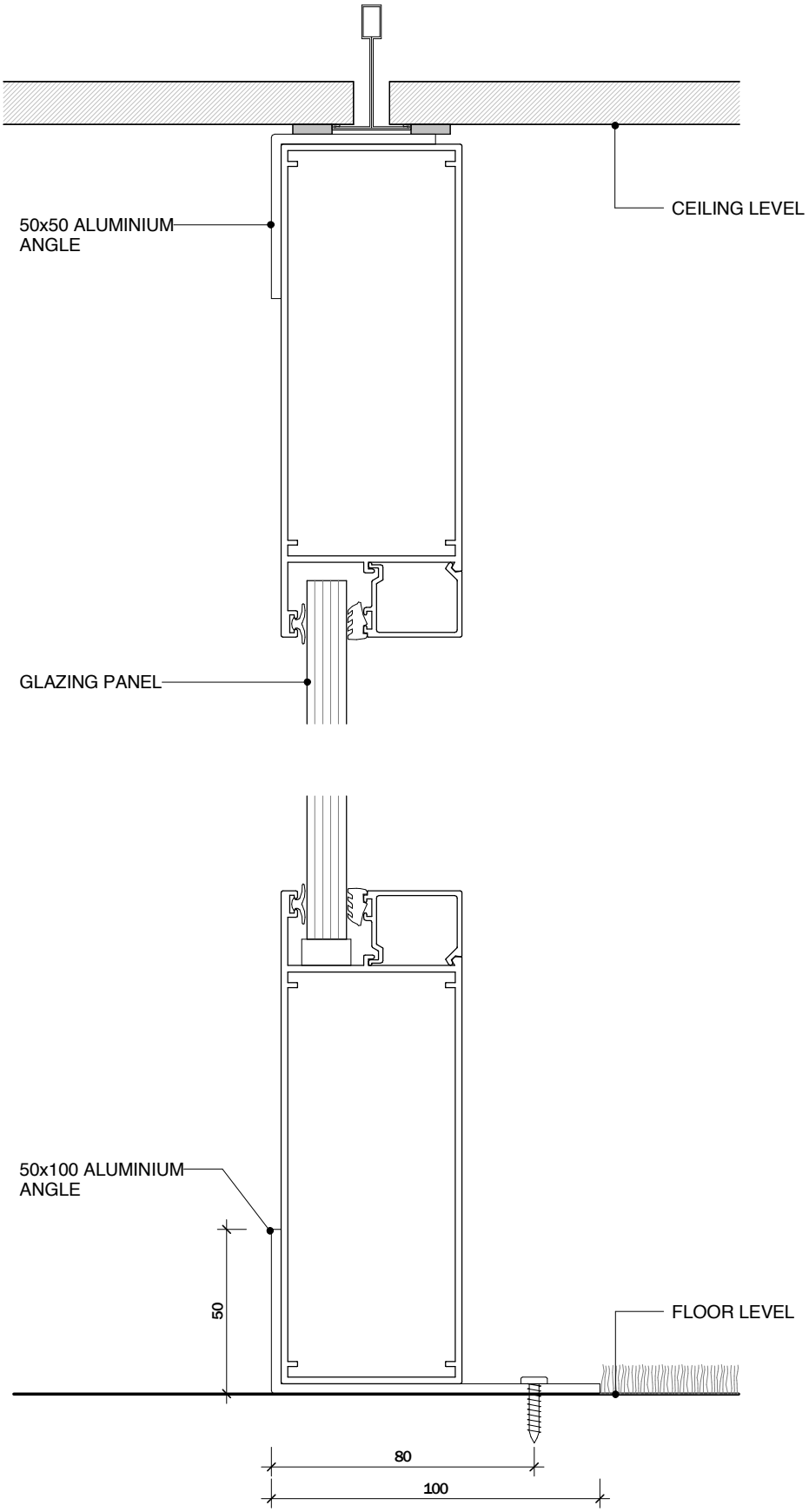

POTTER ALUMINIUM SYSTEMS
C SERIES 45 - FULL HEIGHT GLAZING SYSTEM
CROSS SECTION

4.6.11	1:2@A4	A 23/05/16	0800 POTTER (0800 768 837) WWW.POTTERS.CO.NZ
SHEET *(OLD REF X1.1)*	SCALE	ISSUED DATE	SUBJECT TO CHANGE WITHOUT NOTICE

6.1 E SERIES 105

SUITE OVERVIEW

E Series 105 provides an edgeline glazing and double glazing design with clean lines to provide a clean look to your partition system.
E Series 105 gives a standard detail of 105mm x 25mm.

E Series 105 has the following features:

- Can accommodate glass thicknesses 6mm - 12.38mm
- Door thicknesses of 38mm - 50mm can be used
- Standard wall size based around 64mm steel stud with one layer of plaster board on each side

TECHNICAL SERVICES + SPECIFICATION

Technical advice is available from our experienced team. Please see our company information page for your closest team, or email specsupport@potters.co.nz

The Potter Interior Systems product catalogue is hosted on www.potters.co.nz, EBOSS website www.eboss.co.nz and Productspec website www.productspec.co.nz

CAD details are either individual components or fully assembled details for convenient transfer to specifiers drawings.
The file formats available for download are .DWG, .DXF, .DWF, .PDF and Autodesk Revit .RVT

Specifcations are also available online with Masterspec branded section 5211PP POTTER ALUMINIUM INTERNAL PARTITIONS from the following resources.

www.potters.co.nz
www.eboss.co.nz
www.masterspec.co.nz
www.productspec.co.nz

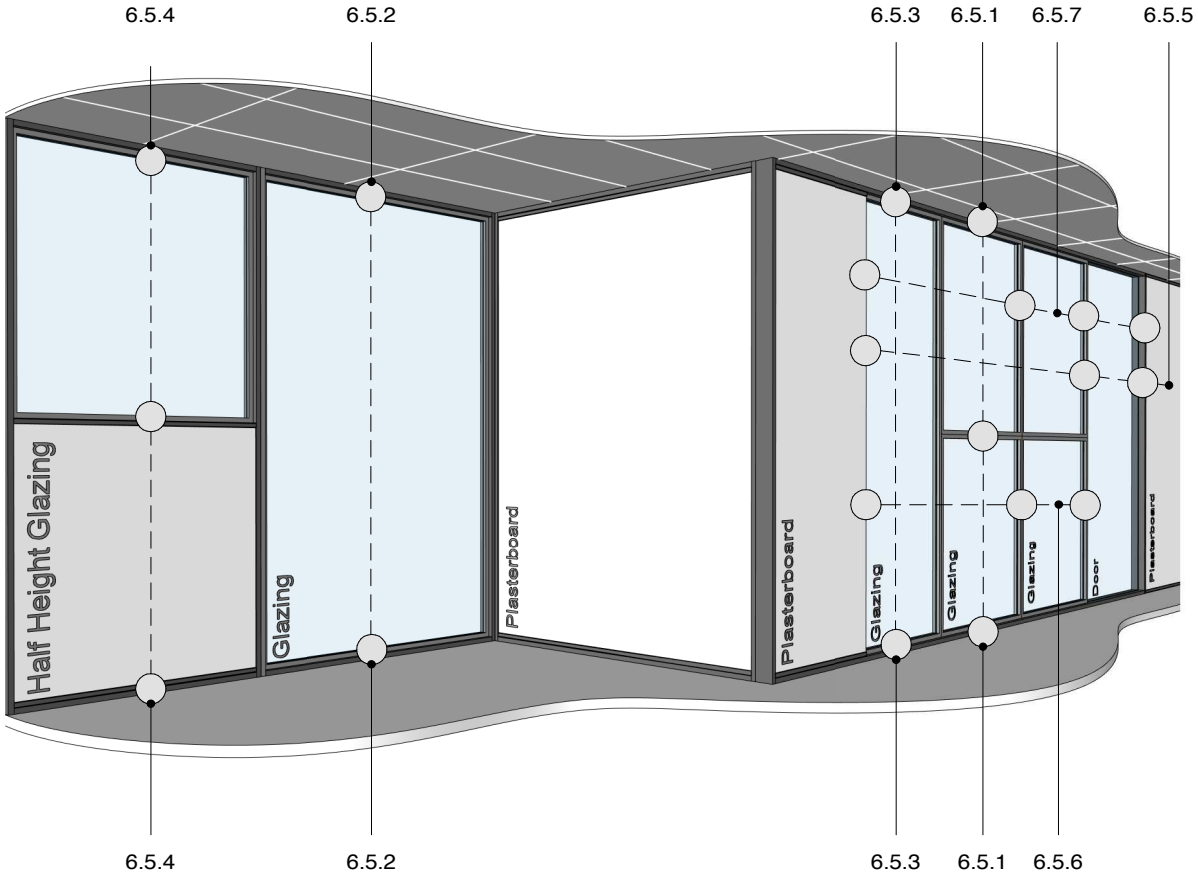

TIPS FOR ARCHITECTS AND DESIGNERS:
TYPICAL FOR ALL SUITES

- 6MM - 12.38MM MAXIMUM LAMINATED GLASS SIZE
- 13MM PLASTERBOARD ONLY
- 105MM PROFILES = 64MM STUD
- 132MM PROFILES = 92MM STUD
- SD = SINGLE/DOUBLE ACOUSTIC WALL LININGS
- DD = DOUBLE/DOUBLE ACOUSTIC WALL LININGS
- FOR SOUND TRANSMISSION CLASS POINTS (STC) REFER TO THE POTTERS WEBSITE WWW.POTTERS.CO.NZ IN THE “PARTITIONING” SECTION

POTTER ALUMINIUM SYSTEMS
E SERIES 105 DETAIL REFERENCES

6.2.1		A 23/05/16	0800 POTTER (0800 768 837) WWW.POTTERS.CO.NZ
SHEET	SCALE	ISSUED DATE	SUBJECT TO CHANGE WITHOUT NOTICE

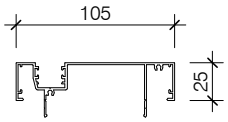

PAS032
105 EDGE POCKET CAPPING

PAS033
105 EDGE GLAZING FRAME

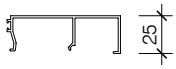

PAS034
105 EDGE GLAZING BEAD

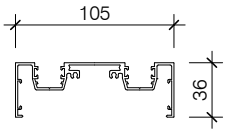

PAS035
105 DOUBLE GLAZING MULLION FRAME

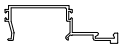

PAS036
105 DOUBLE GLAZING BEAD

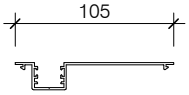

PAS038
105 OFFSET GLAZING SNAP IN POCKET

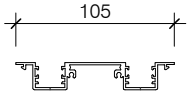

PAS039
105 DOUBLE GLAZING SNAP IN POCKET

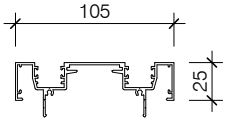

PAS040
105 DOUBLE GLAZING FRAME

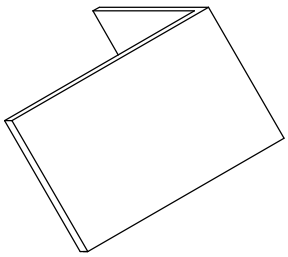

PASACC STAKE 1

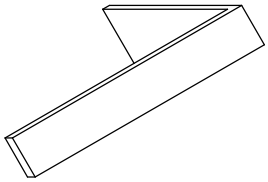

PASACC STAKE 3

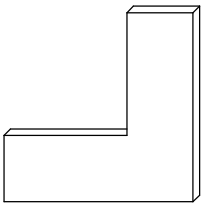

PASACC STAKE 6



PASACC STAKE 7

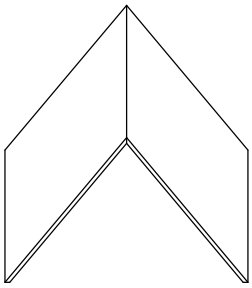

PASACC STAKE 8

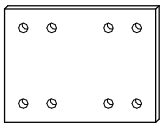

PASACC STAKE 9

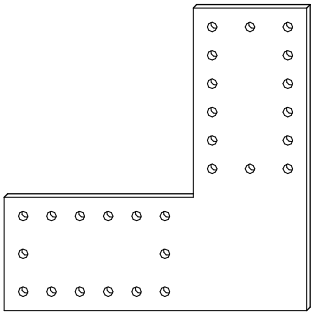

PASACC STAKE 10

ACE CAPTIVE WEDGE

JAMBSEAL INFILL

PASACC 009 BLACK/GREY SKIRTING INFILL

UNIVERSAL JAMBSEAL

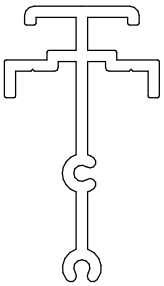

GLAZING POST SPIGOT

POTTER ALUMINIUM SYSTEMS
E SERIES 105 ACCESSORIES

6.3.2	1:2@A4	A 23/05/16	0800 POTTER (0800 768 837) WWW.POTTERS.CO.NZ
SHEET	SCALE	ISSUED DATE	SUBJECT TO CHANGE WITHOUT NOTICE

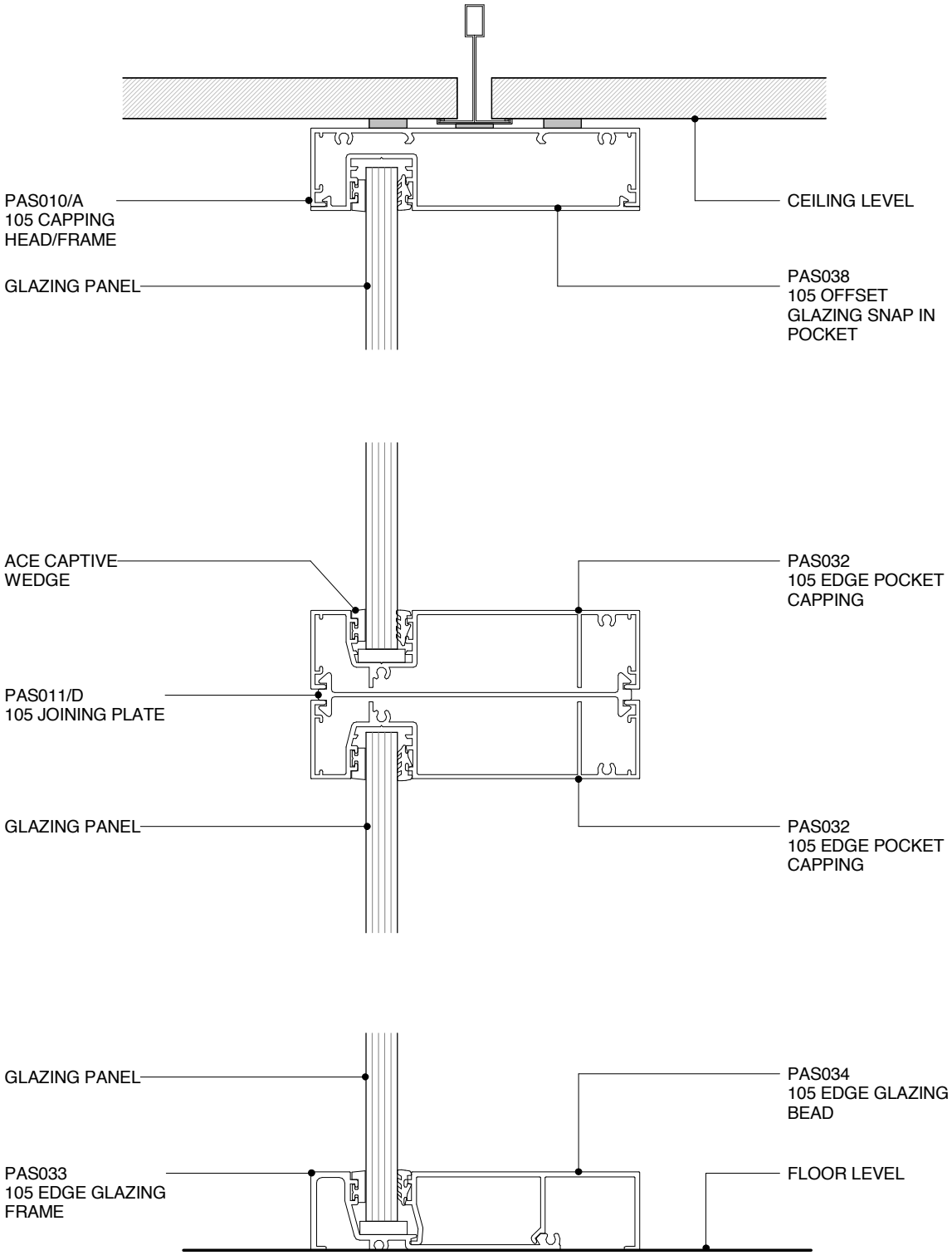

POTTER ALUMINIUM SYSTEMS
E SERIES 105 - GLAZING WALL/TRANSOM
CROSS SECTION

6.5.1	1:2@A4	A 23/05/16	0800 POTTER (0800 768 837) WWW.POTTERS.CO.NZ
SHEET	SCALE	ISSUED DATE	SUBJECT TO CHANGE WITHOUT NOTICE

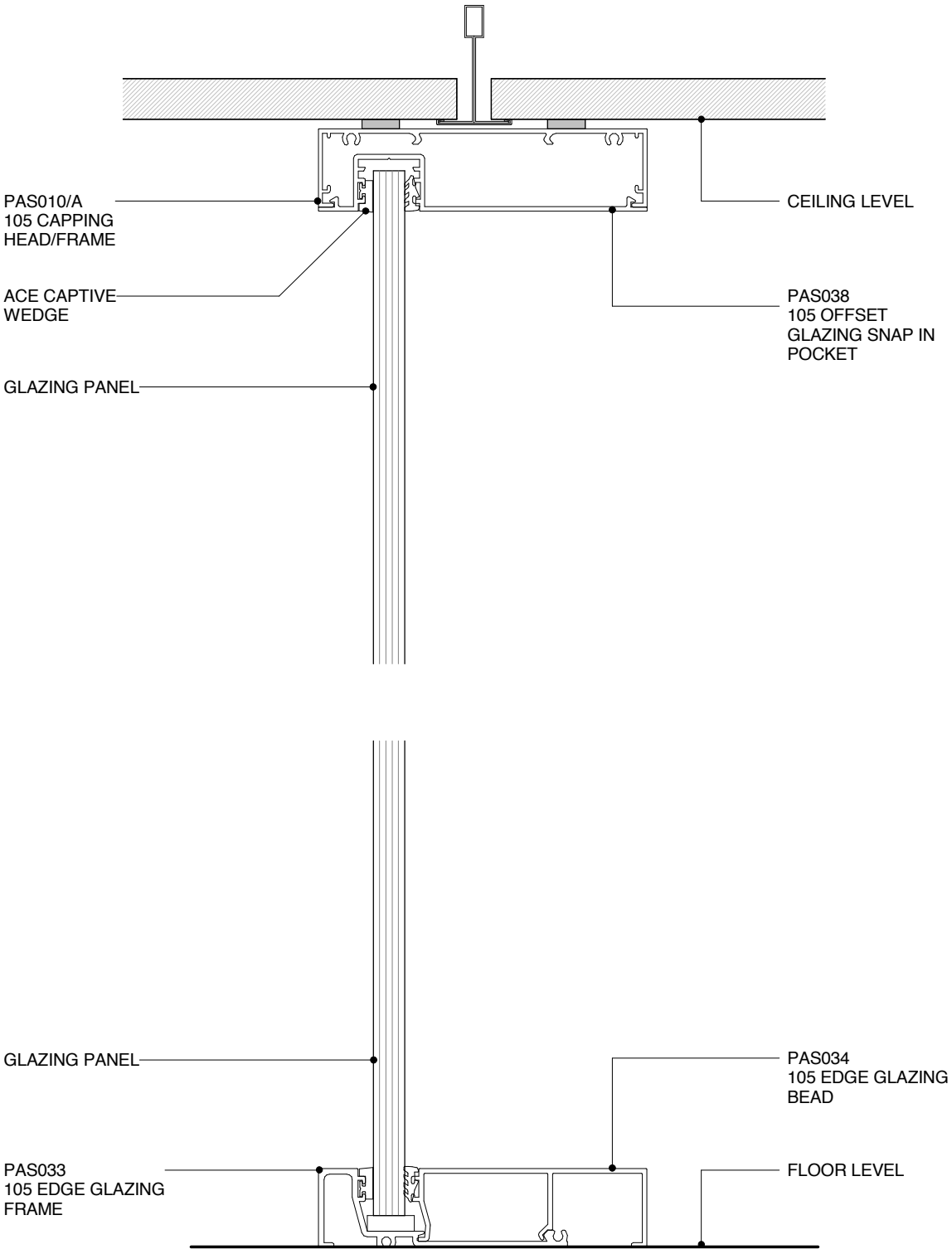

POTTER ALUMINIUM SYSTEMS
E SERIES 105 - LARGE GLAZING

CROSS SECTION

6.5.2	1:2@A4	A 23/05/16	0800 POTTER (0800 768 837) WWW.POTTERS.CO.NZ
SHEET	SCALE	ISSUED DATE	SUBJECT TO CHANGE WITHOUT NOTICE

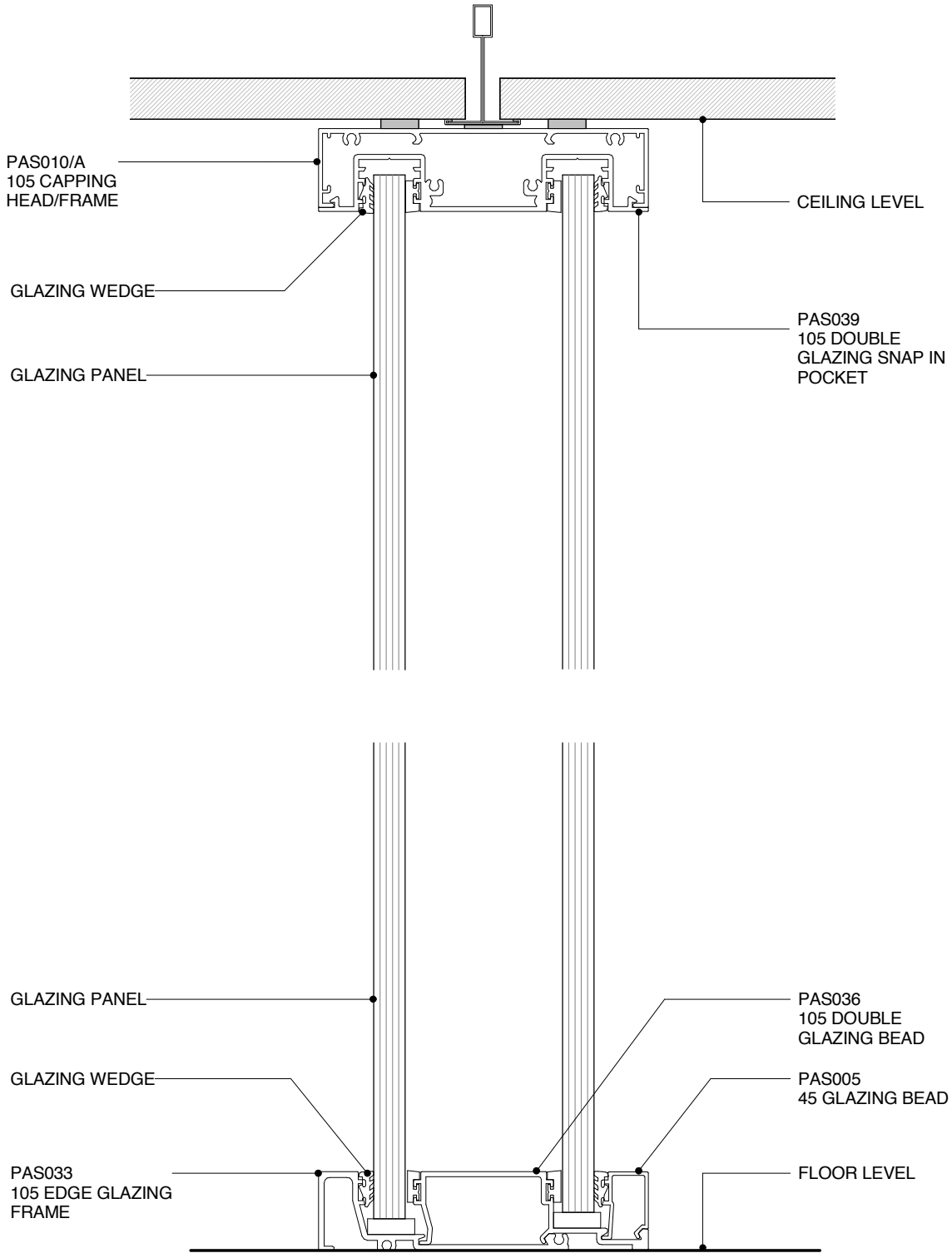

POTTER ALUMINIUM SYSTEMS
E SERIES 105 - DOUBLE GLAZING WALL
CROSS SECTION

6.5.3	1:2@A4	A 23/05/16	0800 POTTER (0800 768 837) WWW.POTTERS.CO.NZ
SHEET	SCALE	ISSUED DATE	SUBJECT TO CHANGE WITHOUT NOTICE

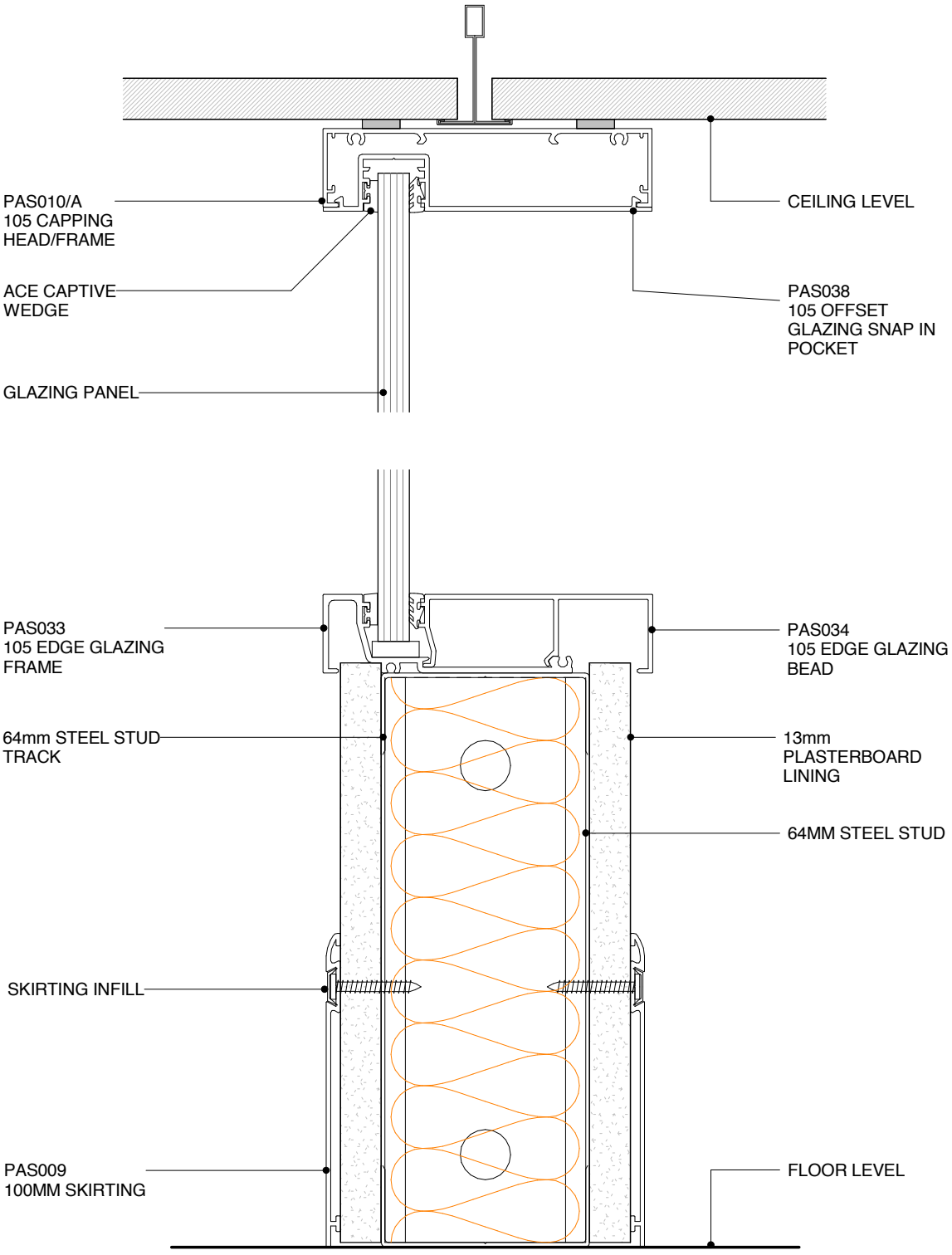

POTTER ALUMINIUM SYSTEMS
E SERIES 105 - HALF HEIGHT GLASS WALL
CROSS SECTION

6.5.4	1:2@A4	A 23/05/16	0800 POTTER (0800 768 837) WWW.POTTERS.CO.NZ
SHEET	SCALE	ISSUED DATE	SUBJECT TO CHANGE WITHOUT NOTICE

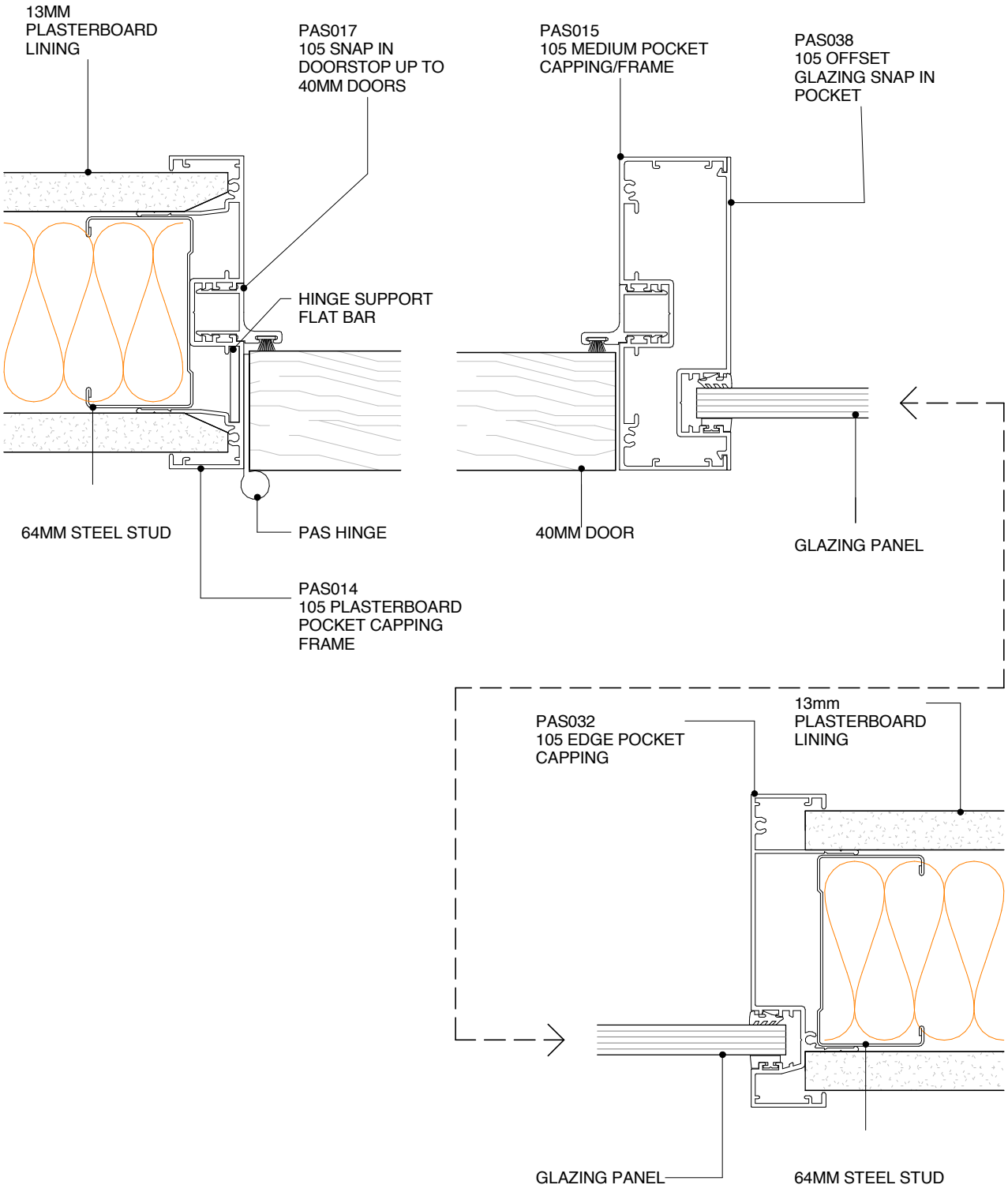

POTTER ALUMINIUM SYSTEMS
E SERIES 105 - DOOR GLAZING MULLIONS
PLAN VIEW

6.5.5	1:2@A4	A 23/05/16	0800 POTTER (0800 768 837) WWW.POTTERS.CO.NZ
SHEET	SCALE	ISSUED DATE	SUBJECT TO CHANGE WITHOUT NOTICE

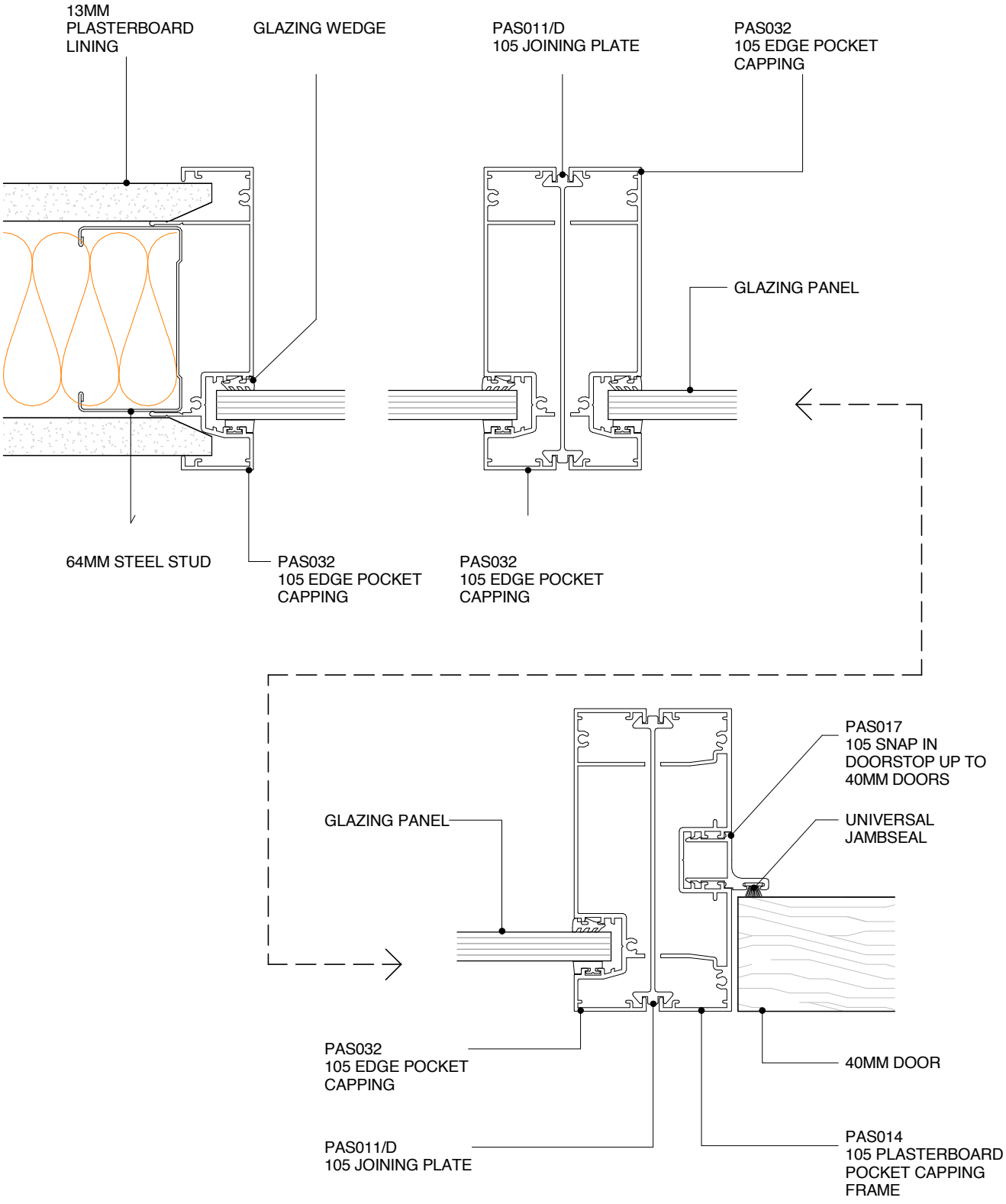

POTTER ALUMINIUM SYSTEMS
E SERIES 105 - GLAZING MULLIONS

PLAN VIEW

6.5.6	1:2@A4	A 23/05/16	0800 POTTER (0800 768 837) WWW.POTTERS.CO.NZ
SHEET	SCALE	ISSUED DATE	SUBJECT TO CHANGE WITHOUT NOTICE

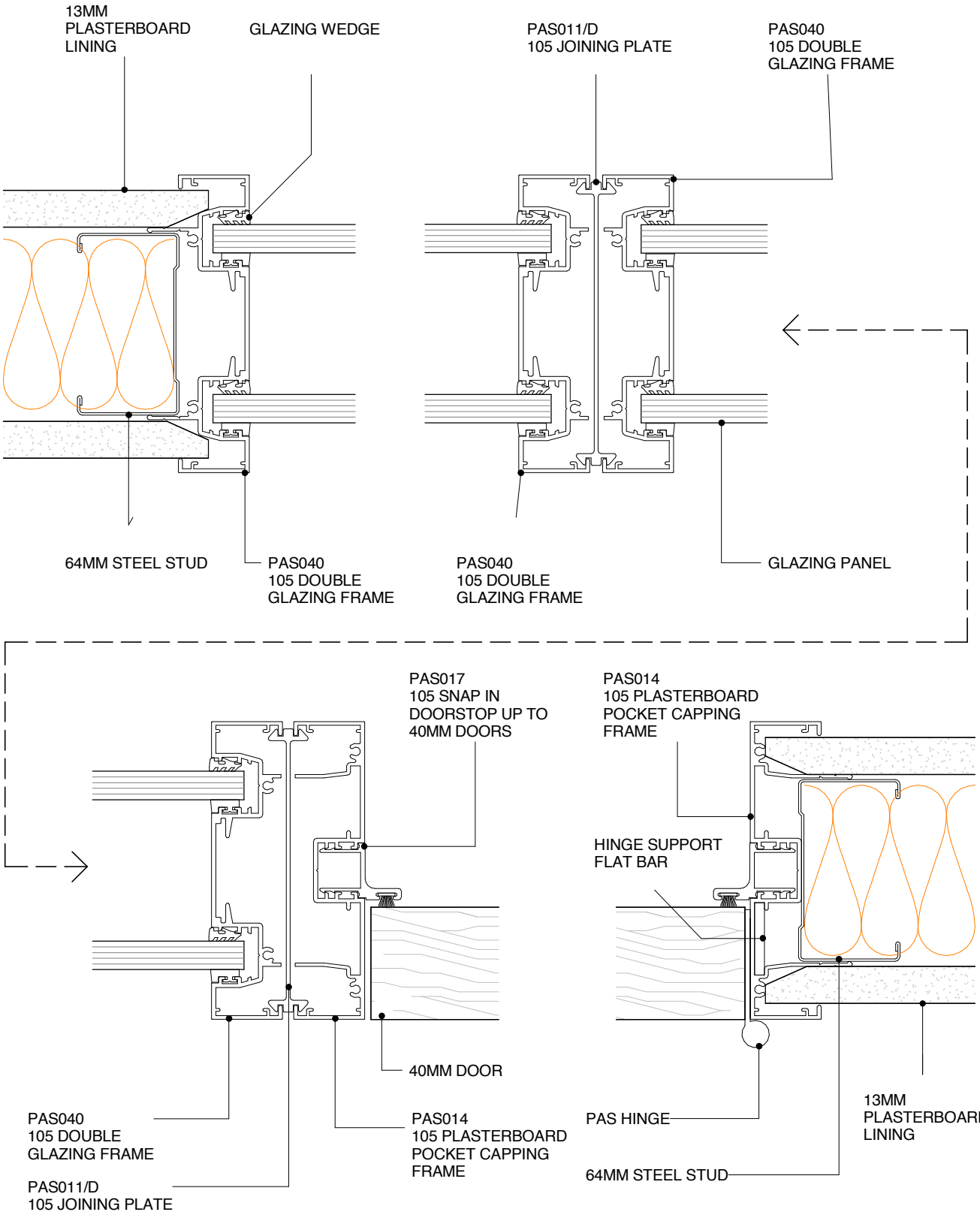

POTTER ALUMINIUM SYSTEMS
E SERIES 105 - DOUBLE GLAZING MULLIONS
PLAN VIEW

6.5.7	1:2@A4	A 23/05/16	0800 POTTER (0800 768 837) WWW.POTTERS.CO.NZ
SHEET	SCALE	ISSUED DATE	SUBJECT TO CHANGE WITHOUT NOTICE

CSR

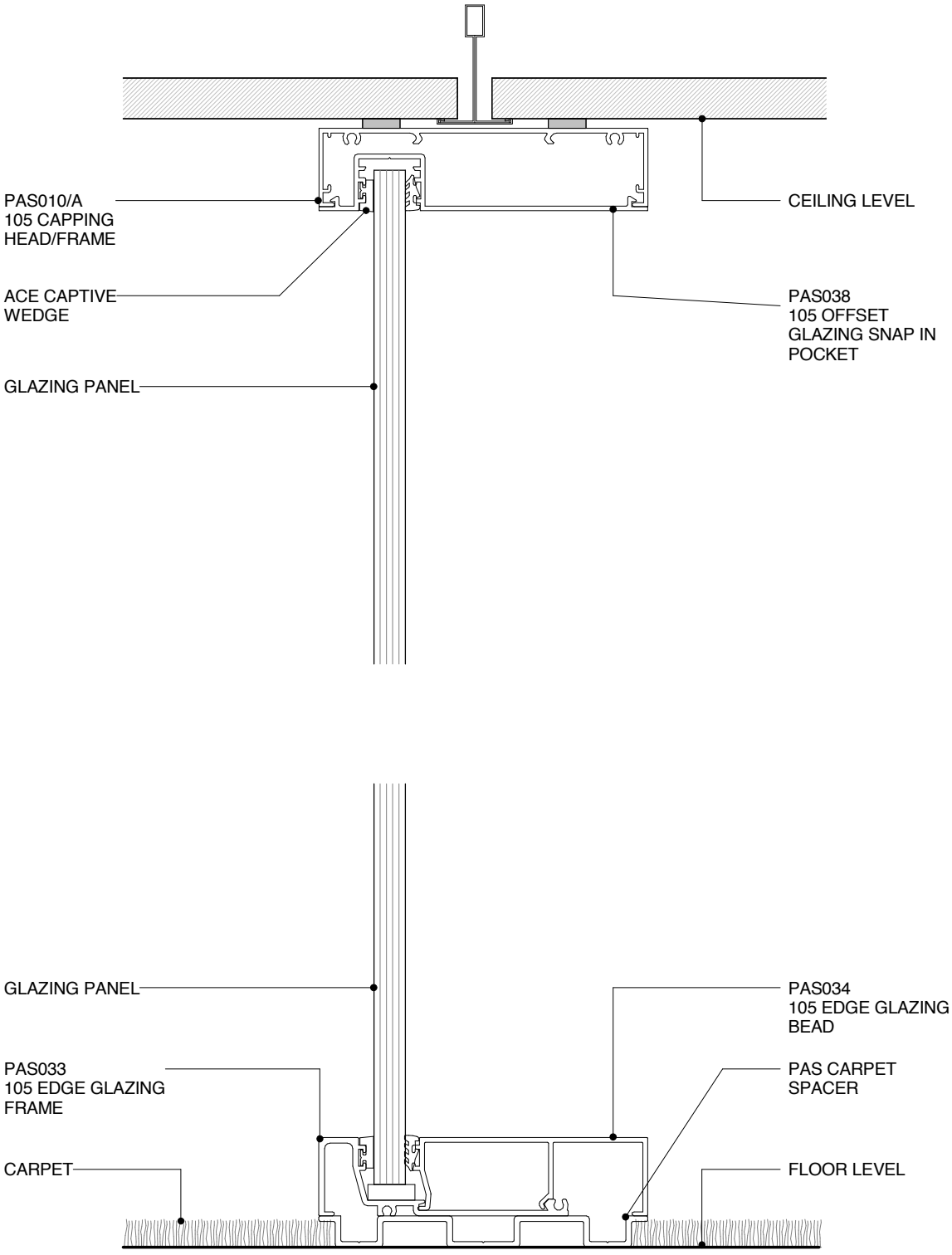

POTTER ALUMINIUM SYSTEMS
E SERIES - 105 - LARGE GLAZING CARPET SPACER CROSS SECTION

6.5.8	1:2@A4	A 23/05/16	0800 POTTER (0800 768 837) WWW.POTTERS.CO.NZ
SHEET *(OLD REF X1.14)*	SCALE	ISSUED DATE	SUBJECT TO CHANGE WITHOUT NOTICE

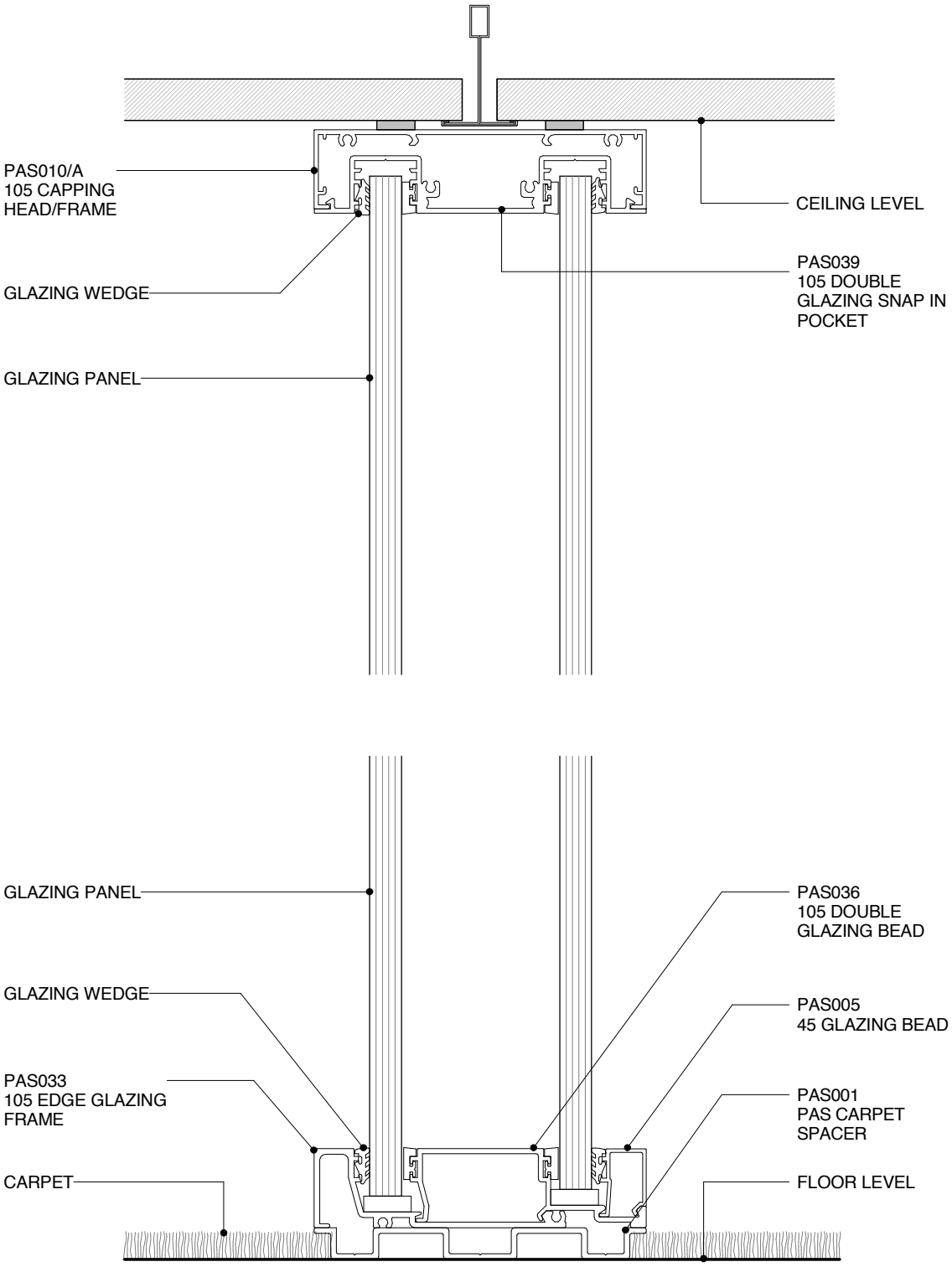

POTTER ALUMINIUM SYSTEMS
E SERIES - 105 - TWIN GLAZING WALL CARPET SPACER
CROSS SECTION

6.5.9	1:2@A4	A 23/05/16	0800 POTTER (0800 768 837) WWW.POTTERS.CO.NZ
SHEET *(OLD REF X1.15)*	SCALE	ISSUED DATE	SUBJECT TO CHANGE WITHOUT NOTICE

E SERIES 132

SUITE OVERVIEW

E Series 132 provides an edgeline glazing and twin-glazing design with clean lines to provide a clean look to your partition system.
E Series 132 gives a standard detail of 132mm x 25mm.

E Series 132 has the following features:
» Can accommodate glass thicknesses 6mm – 13mm
» Door thicknesses of 38mm – 50mm can be used
» Standard wall size based around 92mm steel stud with one layer of plaster board on each side

TECHNICAL SERVICES + SPECIFICATION

Technical advice is available from our experienced team. Please see our company information page for your closest team, or email specsupport@potters.co.nz

The Potter Interior Systems product catalogue is hosted on www.potters.co.nz, EBOSS website www.eboss.co.nz and Productspec website www.productspec.co.nz

CAD details are either individual components or fully assembled details for convenient transfer to specifiers drawings.
The file formats available for download are .DWG, .DXF, .DWF, .PDF and Autodesk Revit .RVT

Specifcations are also available online with Masterspec branded section 5211PP POTTER ALUMINIUM INTERNAL PARTITIONS from the following resources.

www.potters.co.nz
www.eboss.co.nz
www.masterspec.co.nz
www.productspec.co.nz

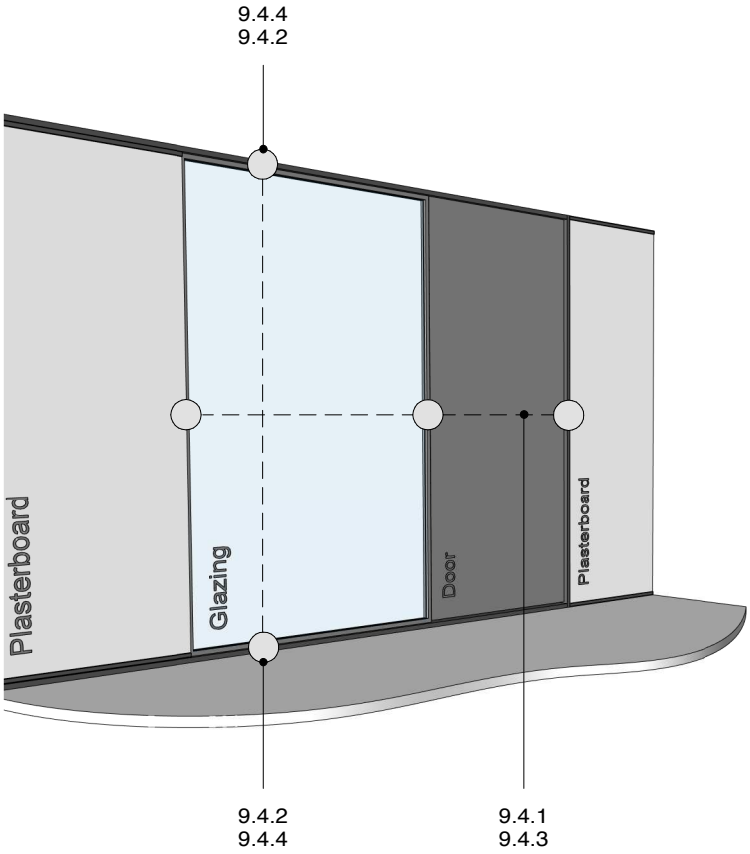

TIPS FOR ARCHITECTS AND DESIGNERS:
TYPICAL FOR ALL SUITES

- 6MM - 12.38MM MAXIMUM LAMINATED GLASS SIZE
- 13MM PLASTERBOARD ONLY
- 105MM PROFILES = 64MM STUD
- 132MM PROFILES = 92MM STUD
- SD = SINGLE/DOUBLE ACOUSTIC WALL LININGS
- DD = DOUBLE/DOUBLE ACOUSTIC WALL LININGS
- FOR SOUND TRANSMISSION CLASS POINTS (STC) REFER TO THE POTTERS WEBSITE WWW.POTTERS.CO.NZ IN THE “PARTITIONING” SECTION

POTTER ALUMINIUM SYSTEMS
E SERIES 132 DETAIL REFERENCES

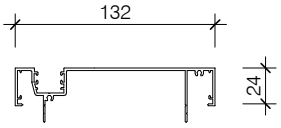

PAS332
132 OFFSET GLAZING FRAME

PAS033
105 EDGE GLAZING FRAME

PAS334
132 EDGE GLAZING BEAD

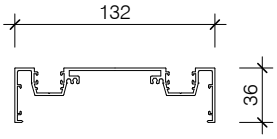

PAS335
132 DOUBLE GLAZING MULLION FRAME

PAS336
132 DOUBLE GLAZING BEAD

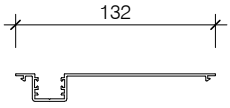

PAS338
132 OFFSET GLAZE SNAP IN POCKET

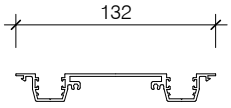

PAS339
132 DOUBLE GLAZE SNAP IN POCKET

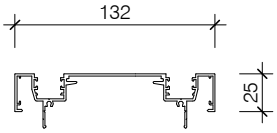

PAS340
132 DOUBLE GLAZING FRAME

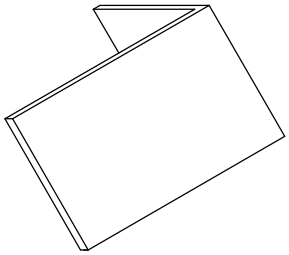

PASACC STAKE 1

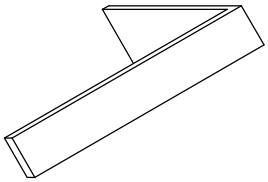

PASACC STAKE 3

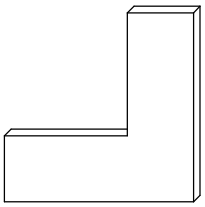

PASACC STAKE 6



PASACC STAKE 7

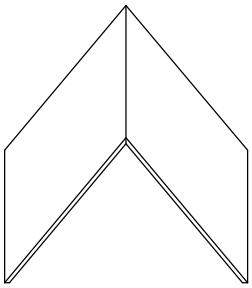

PASACC STAKE 8

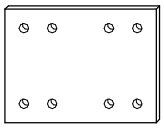

PASACC STAKE 9

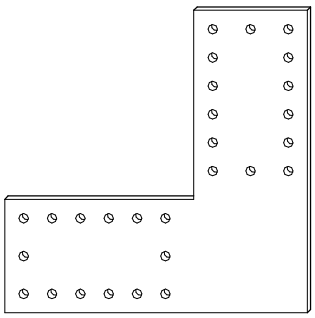

PASACC STAKE 10

ACE CAPTIVE WEDGE

JAMBSEAL INFILL

PASACC 009 BLACK/GREY SKIRTING INFILL

UNIVERSAL JAMBSEAL

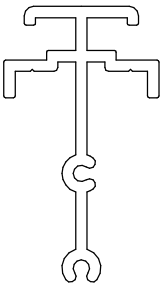

GLAZING POST SPIGOT

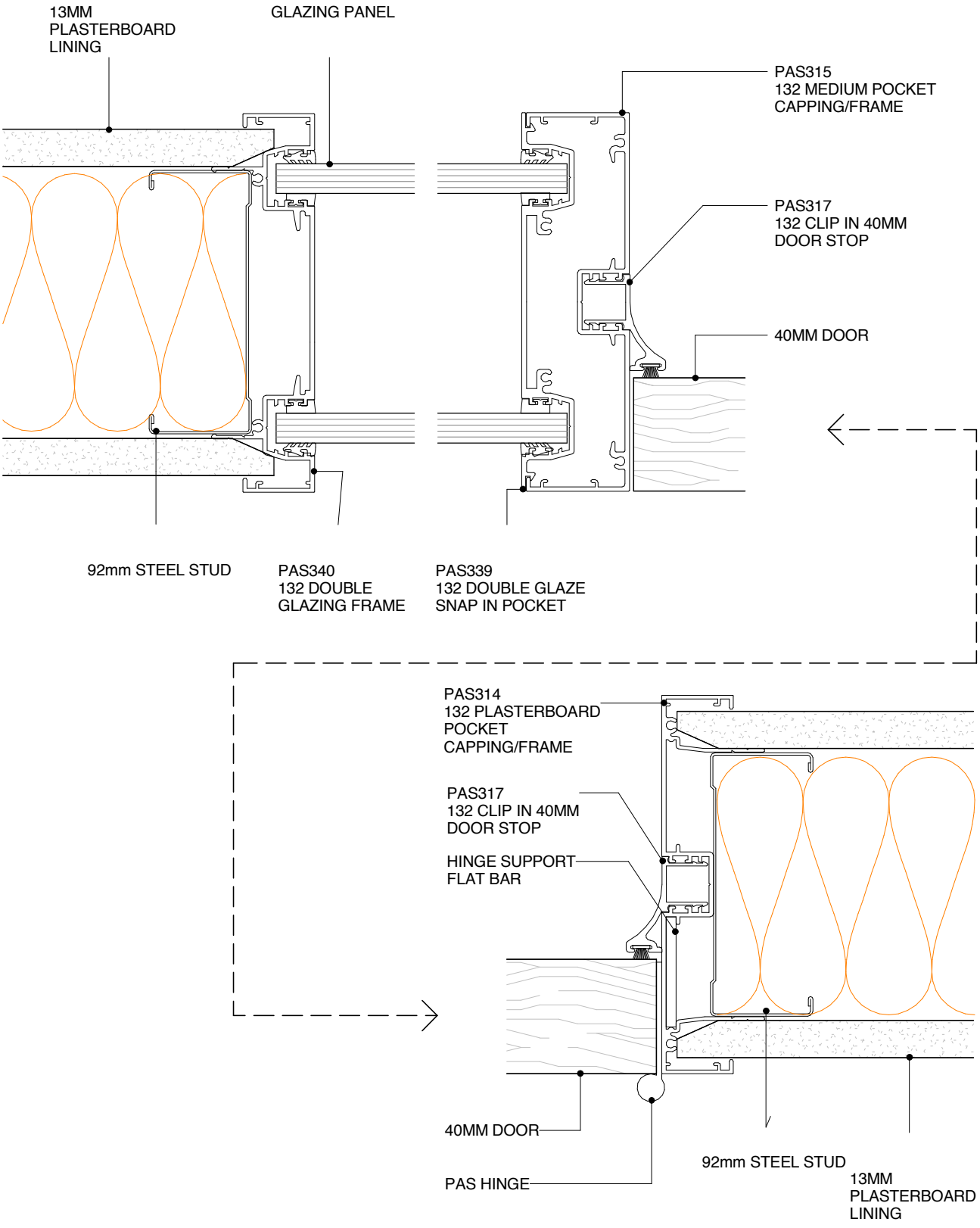

POTTER ALUMINIUM SYSTEMS
E SERIES 132 92MM - MULLION & DOOR WALL SECTION
PLAN VIEW

9.4.1	1:2@A4	A 23/05/16	0800 POTTER (0800 768 837) WWW.POTTERS.CO.NZ
SHEET *(OLD REF X1.41)*	SCALE	ISSUED DATE	SUBJECT TO CHANGE WITHOUT NOTICE

CSR

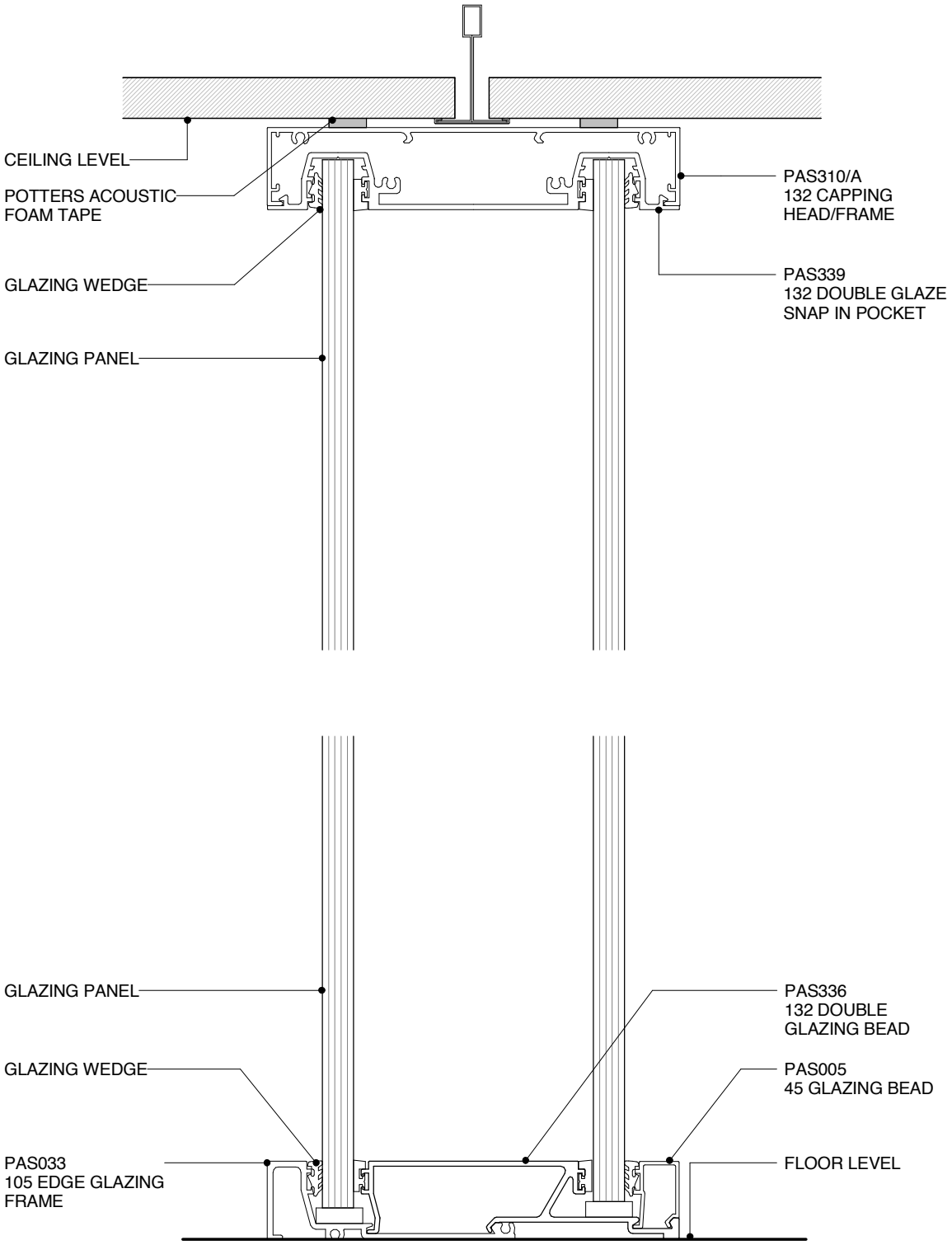

POTTER ALUMINIUM SYSTEMS
E SERIES 132 - DOUBLE GLAZING WALL
CROSS SECTION

9.4.2	1:2@A4	A 23/05/16	0800 POTTER (0800 768 837) WWW.POTTERS.CO.NZ
SHEET *(OLD REF X1.44)*	SCALE	ISSUED DATE	SUBJECT TO CHANGE WITHOUT NOTICE

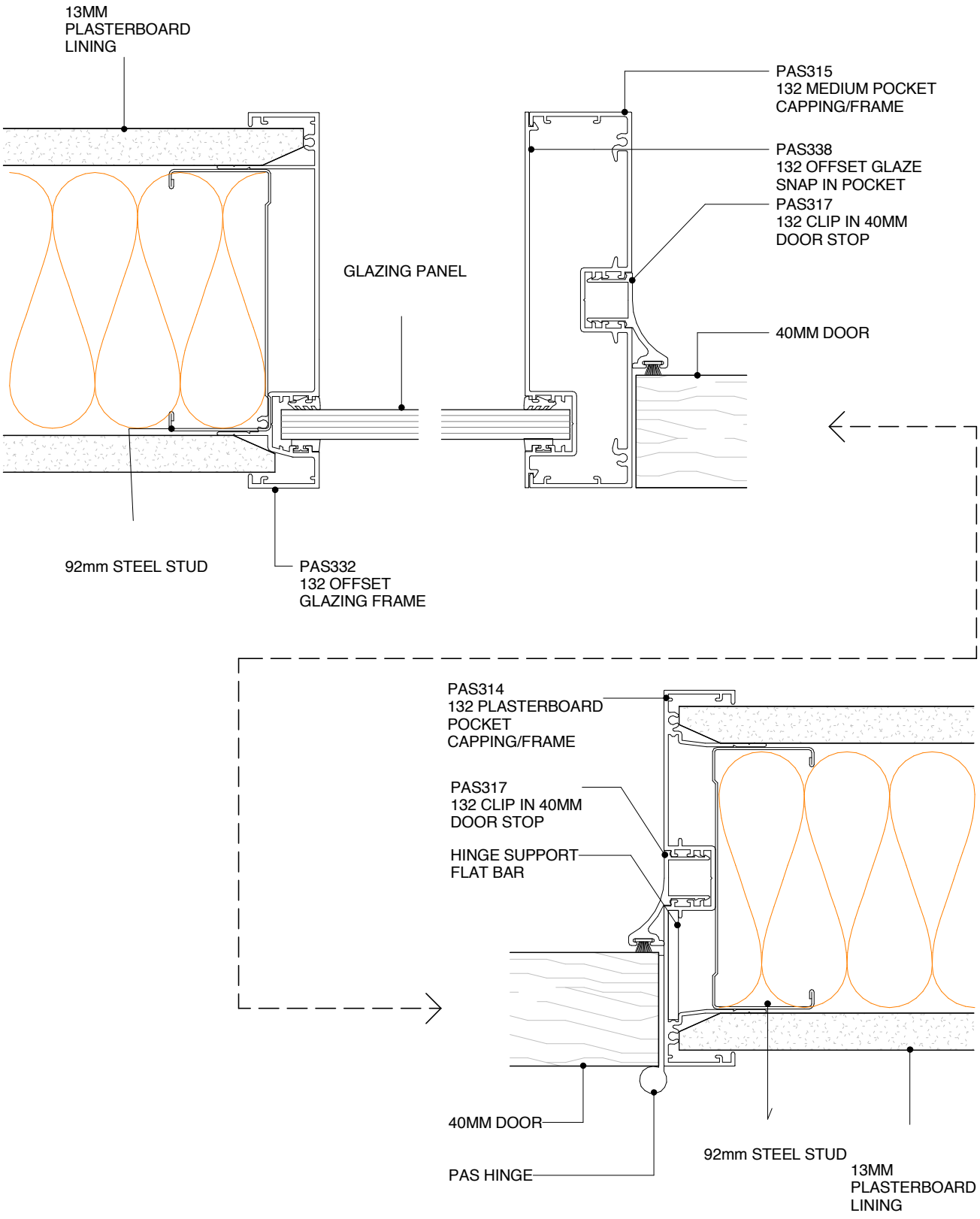

POTTER ALUMINIUM SYSTEMS
E SERIES 132 92MM MULLION & DOOR WALL
PLAN VIEW

9.4.3	1:2@A4	A 23/05/16	0800 POTTER (0800 768 837) WWW.POTTERS.CO.NZ
SHEET *(OLD REF X1.45)*	SCALE	ISSUED DATE	SUBJECT TO CHANGE WITHOUT NOTICE

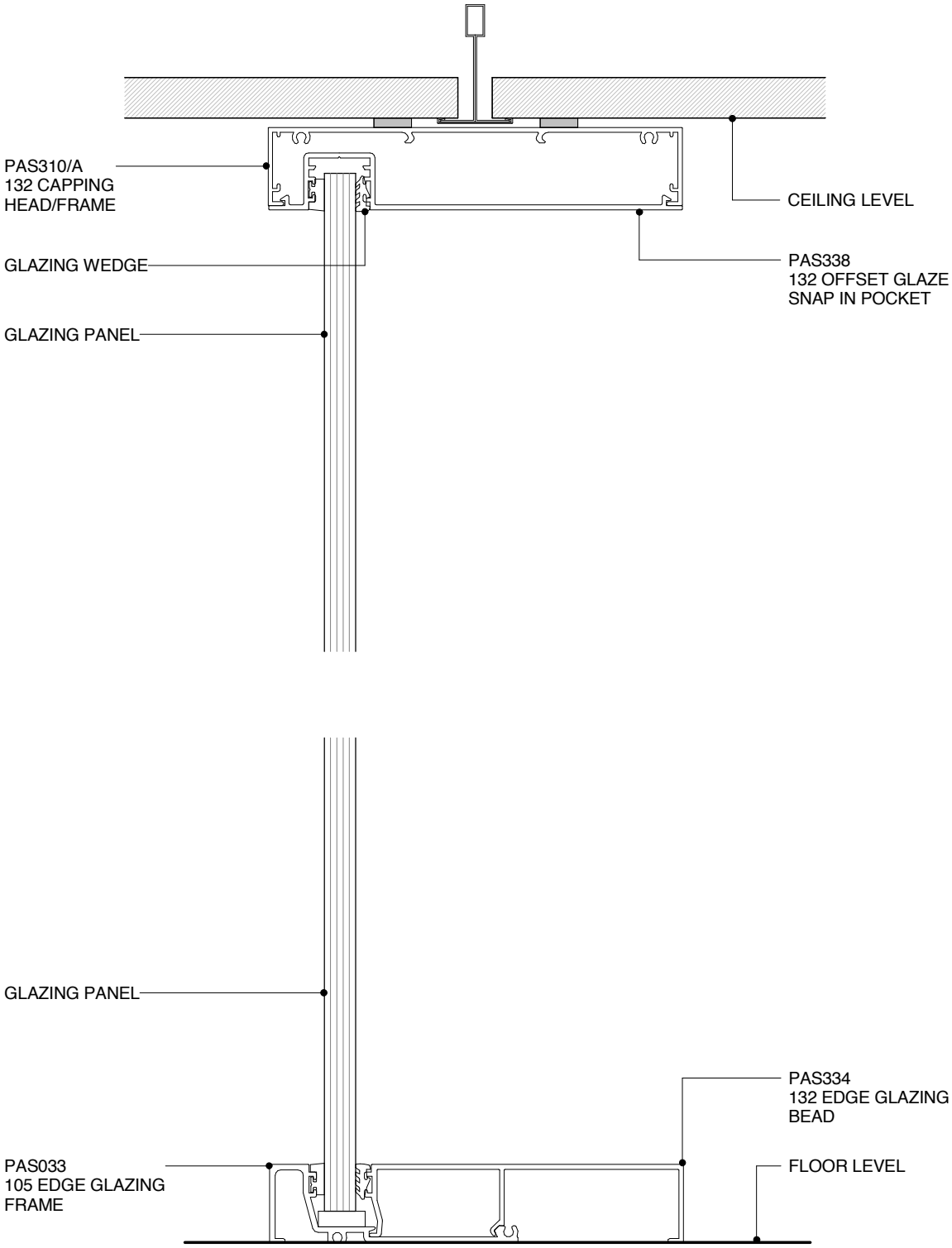

POTTER ALUMINIUM SYSTEMS
E SERIES 132 LARGE GLAZING

CROSS SECTION

9.4.4	1:2@A4	A 23/05/16	0800 POTTER (0800 768 837) WWW.POTTERS.CO.NZ
SHEET *(OLD REF X1.46)*	SCALE	ISSUED DATE	SUBJECT TO CHANGE WITHOUT NOTICE

CSR

5.1 DS SERIES

SUITE OVERVIEW

DS Series Doors

- Designed to fit with Potter aluminium systems
- Available in 38mm thick doors only
- Styles and rails sizes 50mm, 75mm, 100mm,120mm and 150mm
- Can accommodate glass thicknesses of 13mm thick laminated glass

DS Series Sliders

Designed to fit with Potter aluminium systems, available in numerous configurations based around the 38mm door series.

TECHNICAL SERVICES + SPECIFICATION

Technical advice is available from our experienced team. Please see our company information page for your closest team, or email specsupport@potters.co.nz

The Potter Interior Systems product catalogue is hosted on www.potters.co.nz, EBOSS website www.eboss.co.nz and Productspec website www.productspec.co.nz

CAD details are either individual components or fully assembled details for convenient transfer to specifiers drawings.
The file formats available for download are .DWG, .DXF, .DWF, .PDF and Autodesk Revit .RVT

Specifcations are also available online with Masterspec branded section 5211PP POTTER ALUMINIUM INTERNAL PARTITIONS from the following resources.

www.potters.co.nz
www.eboss.co.nz
www.masterspec.co.nz
www.productspec.co.nz

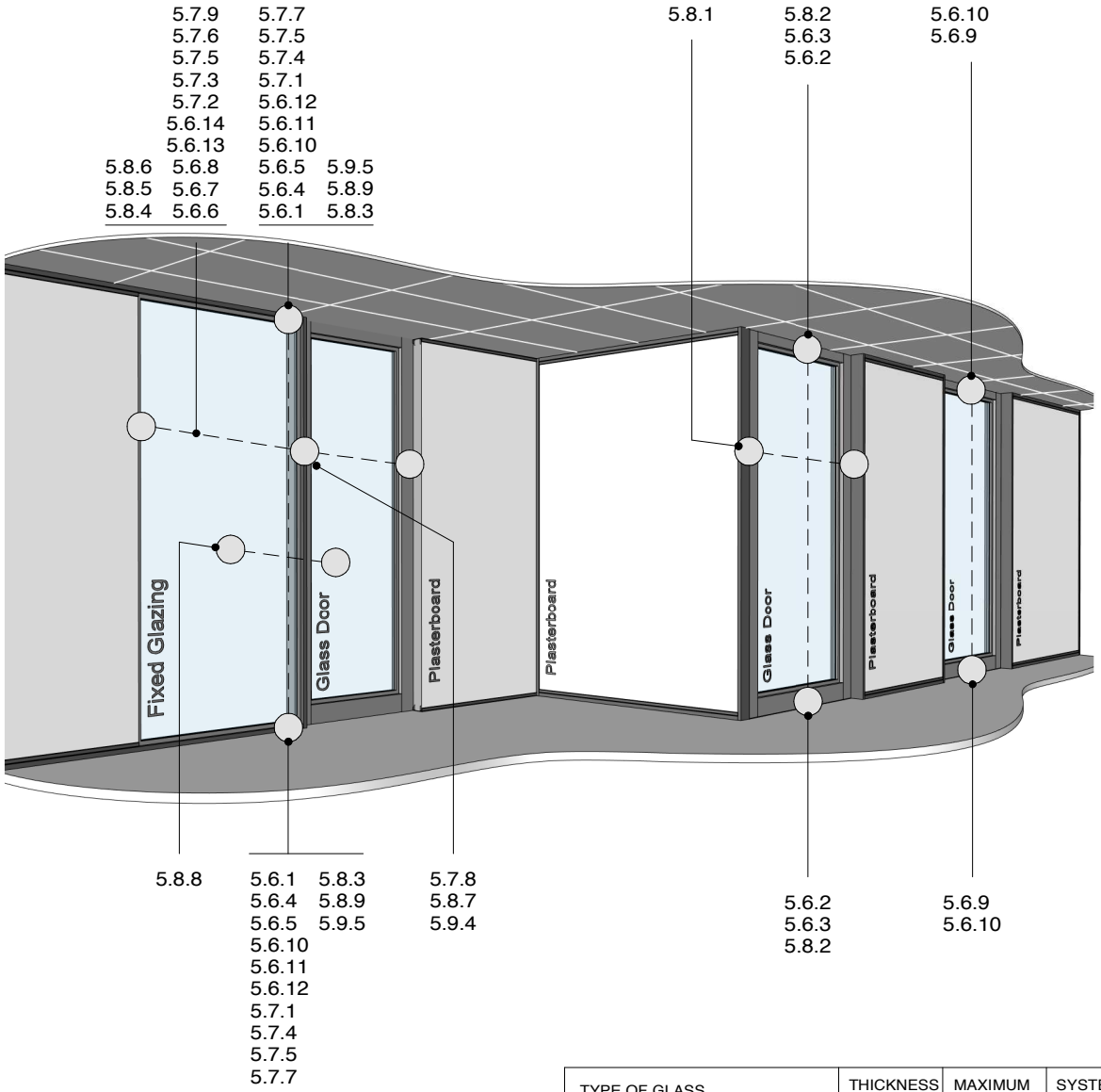

TYPE OF GLASS	THICKNESS GRADE A	MAXIMUM AREA M²	SYSTEM TYPE
TOUGHENED SAFETY GLASS	6MM	4.0	75MM
TOUGHENED SAFETY GLASS	8MM	6.0	100MM
TOUGHENED SAFETY GLASS	10MM	8.0	120MM
TOUGHENED SAFETY GLASS	12MM	10.0	120MM
LAMINATED SAFETY GLASS	6MM	3.0	75MM
LAMINATED SAFETY GLASS	8MM	5.0	100MM
LAMINATED SAFETY GLASS	10MM	7.0	120MM
LAMINATED SAFETY GLASS	12MM	9.0	120MM

TIPS FOR ARCHITECTS AND DESIGNERS:
TYPICAL FOR ALL SUITES

- 6MM - 12.38MM MAXIMUM LAMINATED GLASS SIZE
- 13MM PLASTERBOARD ONLY
- 105MM PROFILES = 64MM STUD
- 132MM PROFILES = 92MM STUD
- FOR SOUND TRANSMISSION CLASS POINTS (STC) REFER TO THE POTTERS WEBSITE WWW.POTTERS.CO.NZ IN THE "PARTITIONING" SECTION

POTTER ALUMINIUM SYSTEMS
DS SERIES DETAIL REFERENCES

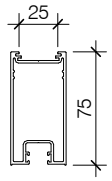

PAS500
75MM DOOR STILE

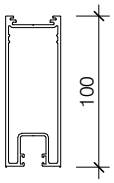

PAS500/100
100MM DOOR STILE

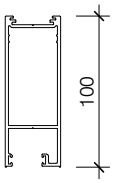

PAS500/100-D
100MM DOOR STILE

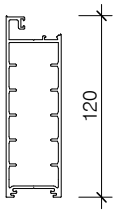

PAS500/120
120MM DOOR STILE

PAS501
SLIDE ACOUSTIC SLIPPER PLATE

PAS502
FLAT SLIPPER PLATE

PAS 505 45
45MM MID RAIL

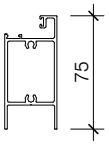

PAS503
75MM TOP & BOTTOM RAIL

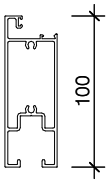

PAS503/100
100MM TOP & BOTTOM RAIL

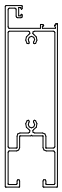

PAS503/120
100MM TOP & BOTTOM RAIL

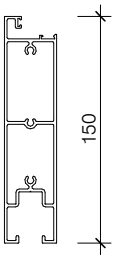

PAS 503 150
150MM BOTTOM RAIL

PAS504
GLAZING BEAD

PAS504/B
GLAZING BEAD

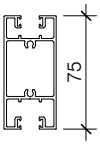

PAS505
75MM MID RAIL

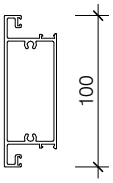

PAS 505 100
100MM MID RAIL

PAS506
FRONT ACOUSTIC SLIPPER PLATE

PAS507
INTERNAL GUIDE

PAS508
BOTTOM ROLLER TRACK

PAS508/A
BOTTOM ROLLER TRACK A

PAS508/B
BOTTOM ROLLER TRACK B

PAS509/T
DOOR SEAL RAIL

PAS509/B
DOOR SEAL RAIL

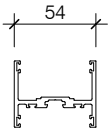

PAS520
SLIDING DOOR LOCATING FRAME

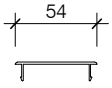

PAS521
SLIDING DOOR FRAME

PAS522/CS
CS SLIDING DOOR TRACK

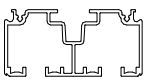

PAS522/CSD
CS DOUBLE SLIDING DOOR FRAME

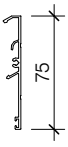

PAS523/CS
CS SLIDING DOOR PELMET

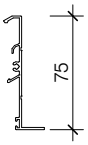

PAS523/CSF
CS FLUSH SLIDING DOOR PELMET

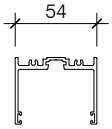

PAS524
SLIDING DOOR TOP GUIDE

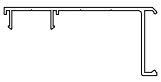

PAS530
STARTING FRAME

PAS531
PELMET

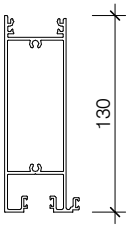

PAS532
GLAZING RAIL

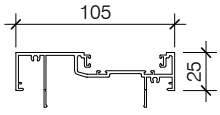

PAS533
105 DOOR STOP FRAME

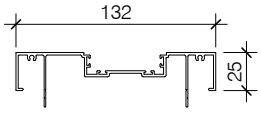

PAS535
132 DOOR STOP FRAME

PAS534
PELMET CAP

M6/M8
CS ROLLER PACK
M6/90KG M8/240KG

200kg Bottom
ROLLER PACK

DS SERIES

POTTER ALUMINIUM SYSTEMS
DS SERIES STANDARD SUITE PROFILES

5.3.1	1:5@A4	A 23/05/16	0800 POTTER (0800 768 837) WWW.POTTERS.CO.NZ
SHEET	SCALE	ISSUED DATE	SUBJECT TO CHANGE WITHOUT NOTICE

CSR

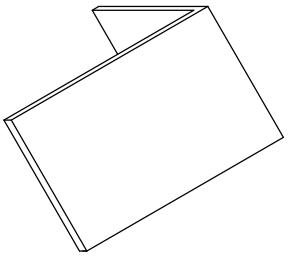

PASACC STAKE 1

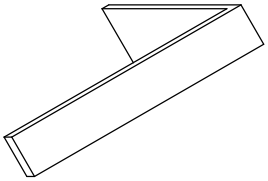

PASACC STAKE 3

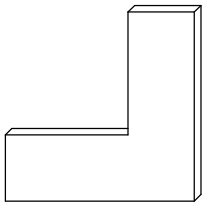

PASACC STAKE 6



PASACC STAKE 7

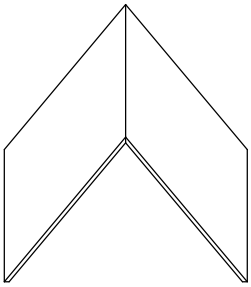

PASACC STAKE 8

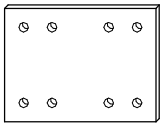

PASACC STAKE 9

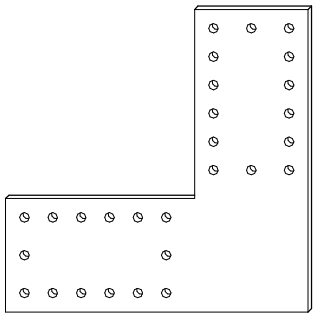

PASACC STAKE 10

ACE CAPTIVE
WEDGE

JAMBSEAL INFILL

SLVDS
PVC CAPPING

UNIVERSAL
JAMBSEAL

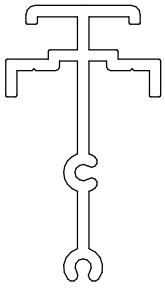

GLAZING POST
SPIGOT

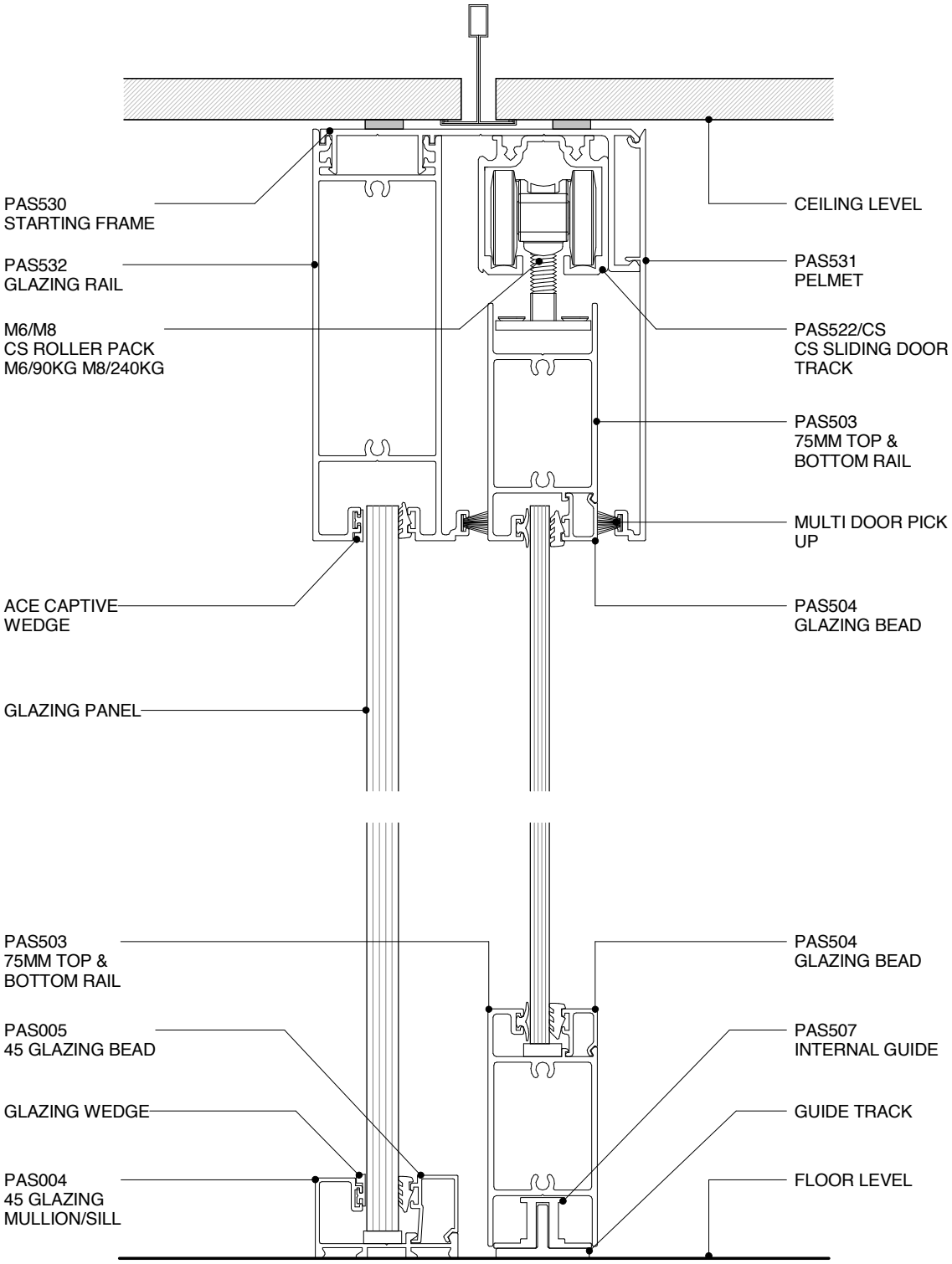

POTTER ALUMINIUM SYSTEMS
DS SERIES - 130 SLIDER - 75MM DOOR & GLAZING
CROSS SECTION

5.6.1	1:2@A4	A 23/05/16	0800 POTTER (0800 768 837) WWW.POTTERS.CO.NZ
SHEET	SCALE	ISSUED DATE	SUBJECT TO CHANGE WITHOUT NOTICE

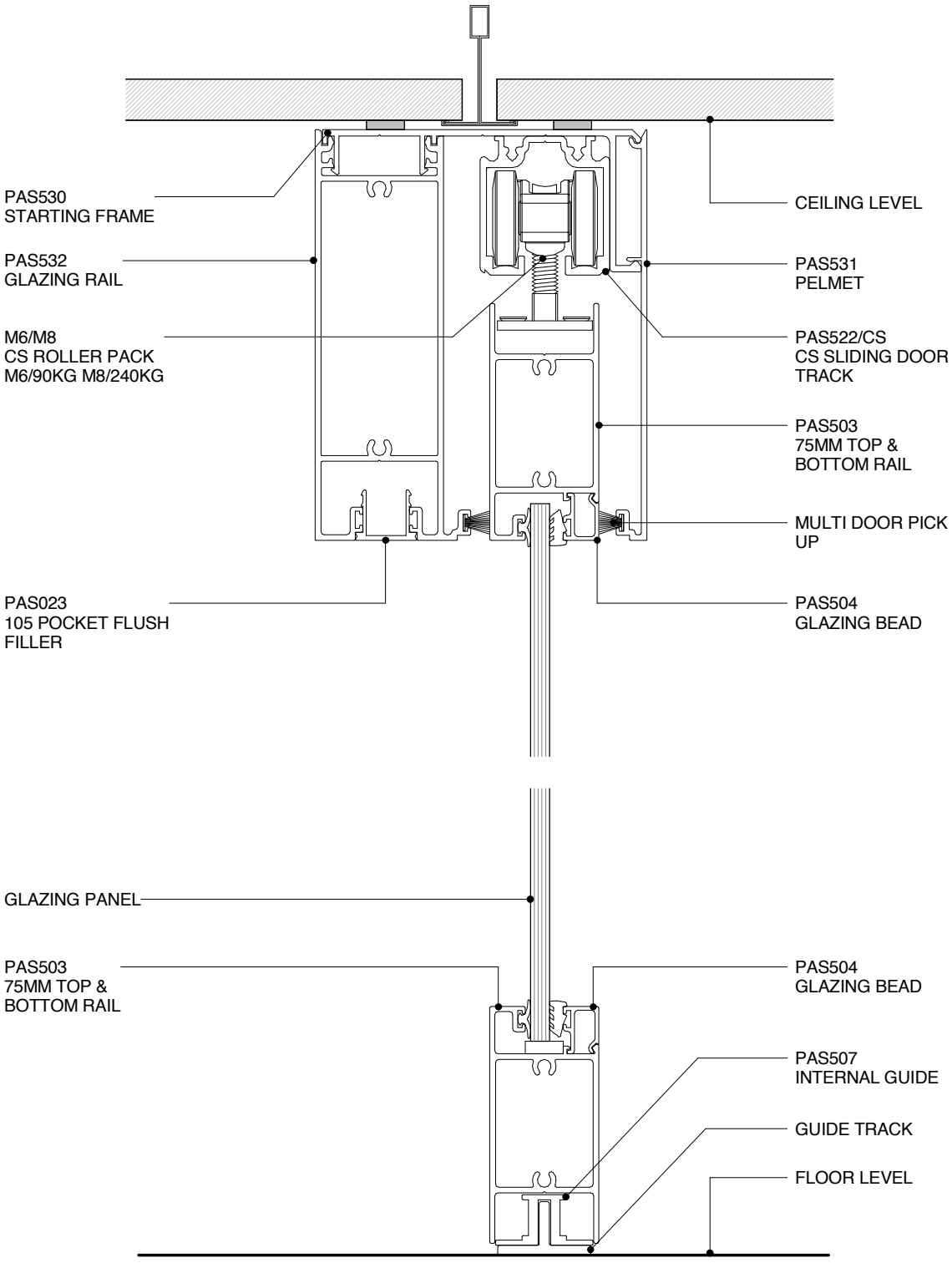

POTTER ALUMINIUM SYSTEMS
DS SERIES - 130 SLIDER - 75MM DOOR & OPENING
CROSS SECTION

5.6.2	1:2@A4	A 23/05/16	0800 POTTER (0800 768 837) WWW.POTTERS.CO.NZ
SHEET	SCALE	ISSUED DATE	SUBJECT TO CHANGE WITHOUT NOTICE

CSR

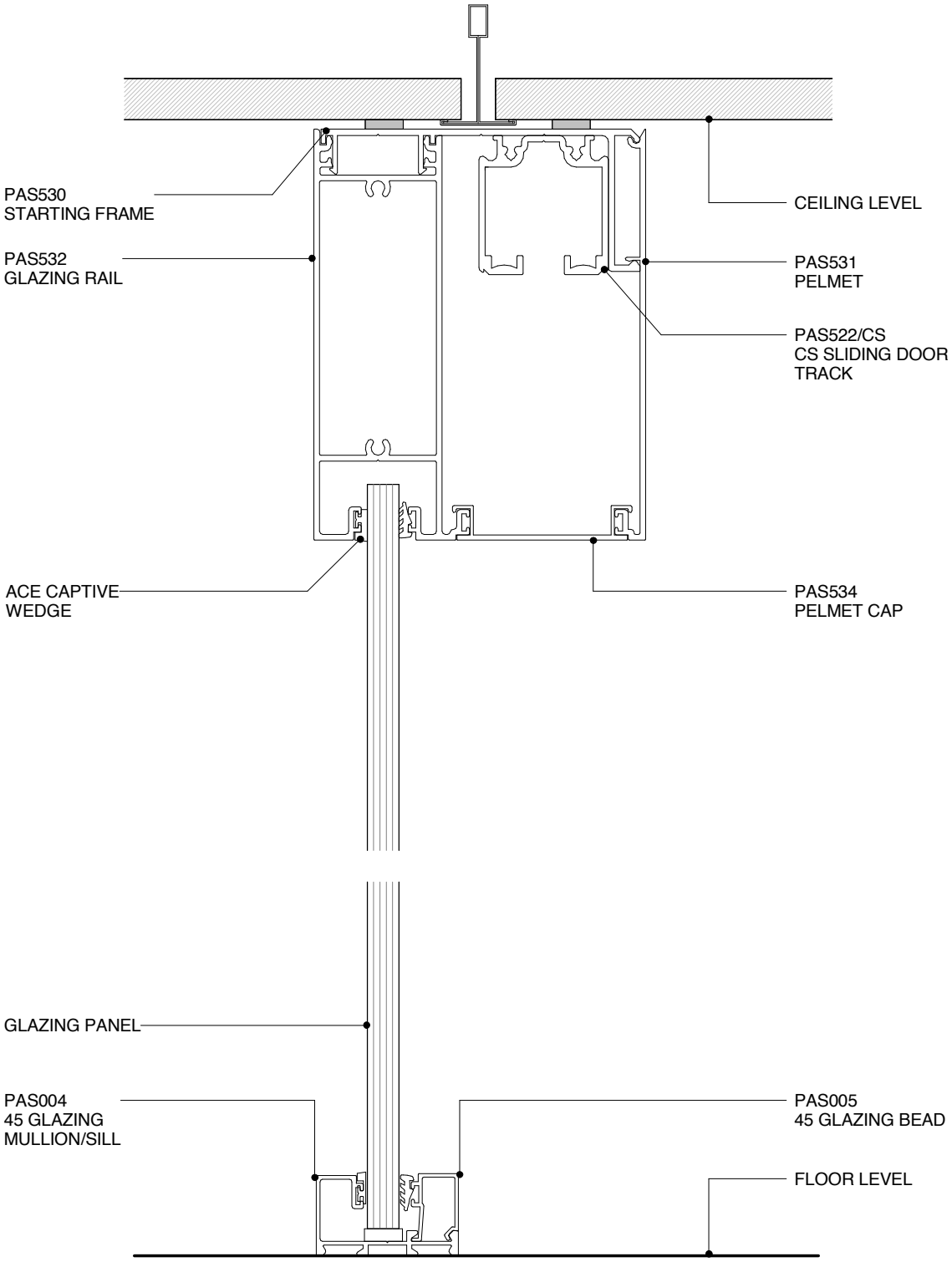

POTTER ALUMINIUM SYSTEMS
DS SERIES - 130 SLIDER - 100MM DOOR & GLAZING
CROSS SECTION

5.6.3	1:2@A4	A 23/05/16	0800 POTTER (0800 768 837) WWW.POTTERS.CO.NZ
SHEET	SCALE	ISSUED DATE	SUBJECT TO CHANGE WITHOUT NOTICE

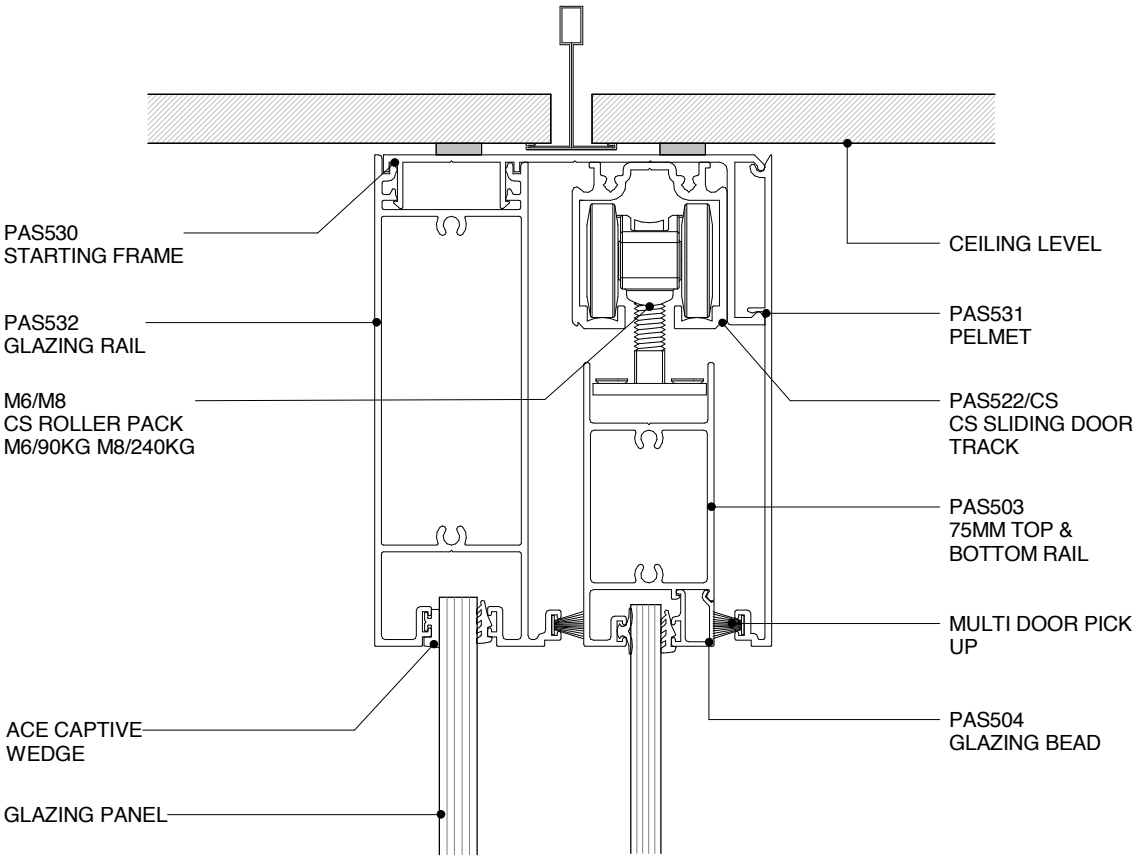

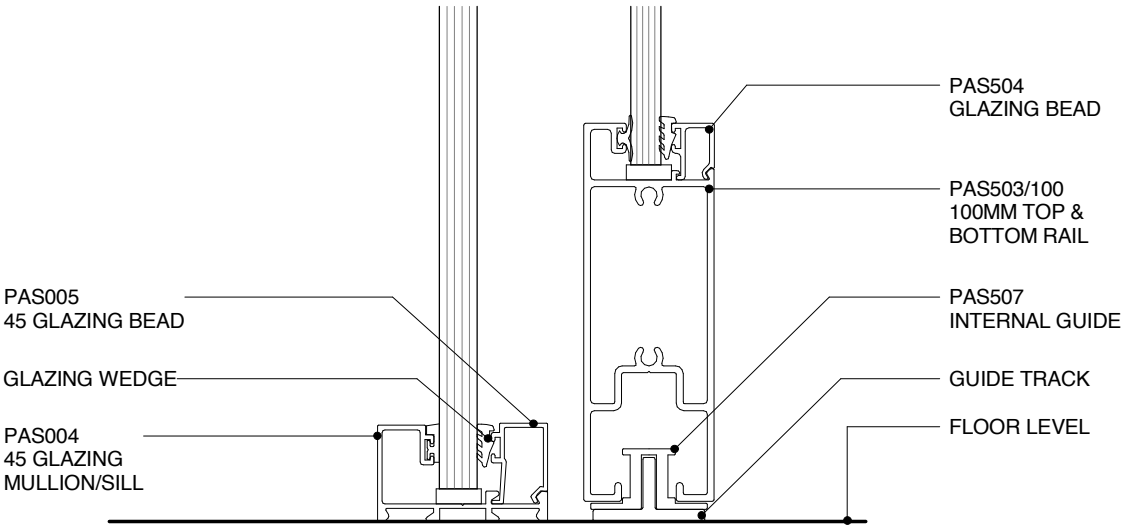

POTTER ALUMINIUM SYSTEMS
DS SERIES - 130 SLIDER - 100MM DOOR & GLAZING
CROSS SECTION

5.6.4	1:2@A4	A 23/05/16	0800 POTTER (0800 768 837) WWW.POTTERS.CO.NZ
SHEET	SCALE	ISSUED DATE	SUBJECT TO CHANGE WITHOUT NOTICE

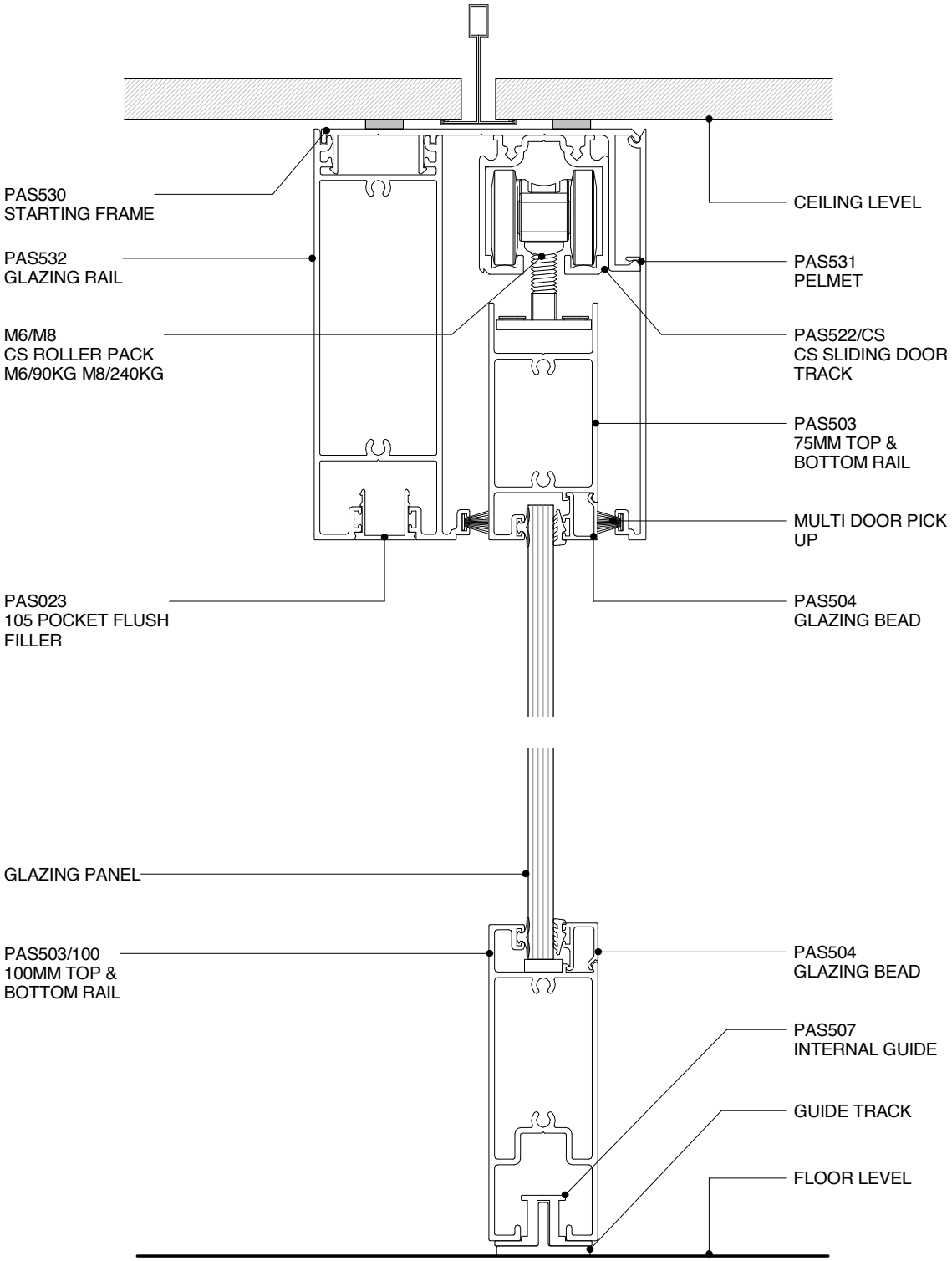

POTTER ALUMINIUM SYSTEMS
DS SERIES - 130 SLIDER - 100MM DOOR & OPENING
CROSS SECTION

5.6.5	1:2@A4	A 23/05/16	0800 POTTER (0800 768 837) WWW.POTTERS.CO.NZ
SHEET	SCALE	ISSUED DATE	SUBJECT TO CHANGE WITHOUT NOTICE

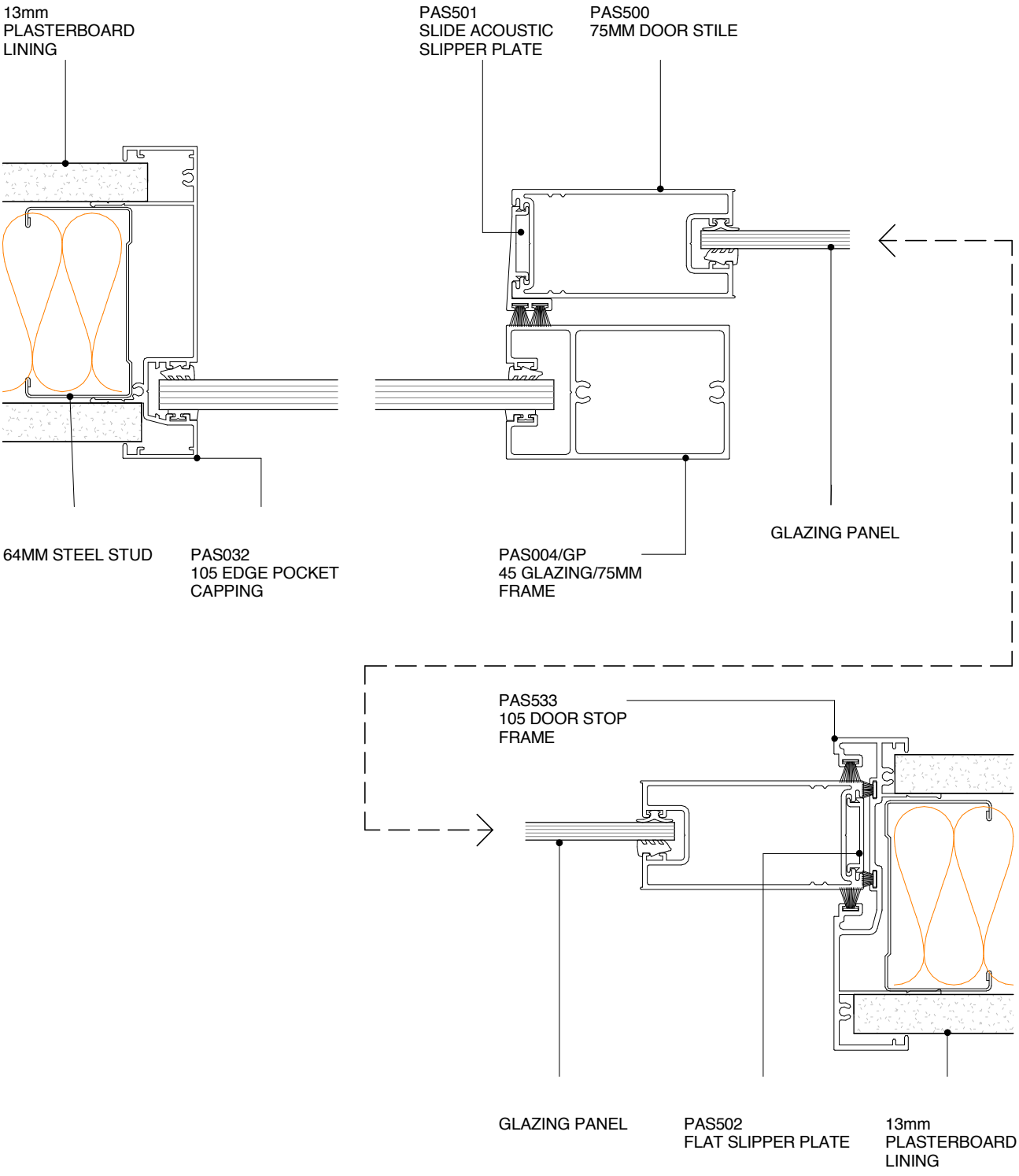

POTTER ALUMINIUM SYSTEMS
DS SERIES - SLIDER - 75MM DOOR

PLAN VIEW

5.6.6	1:2@A4	A 23/05/16	0800 POTTER (0800 768 837) WWW.POTTERS.CO.NZ
SHEET	SCALE	ISSUED DATE	SUBJECT TO CHANGE WITHOUT NOTICE

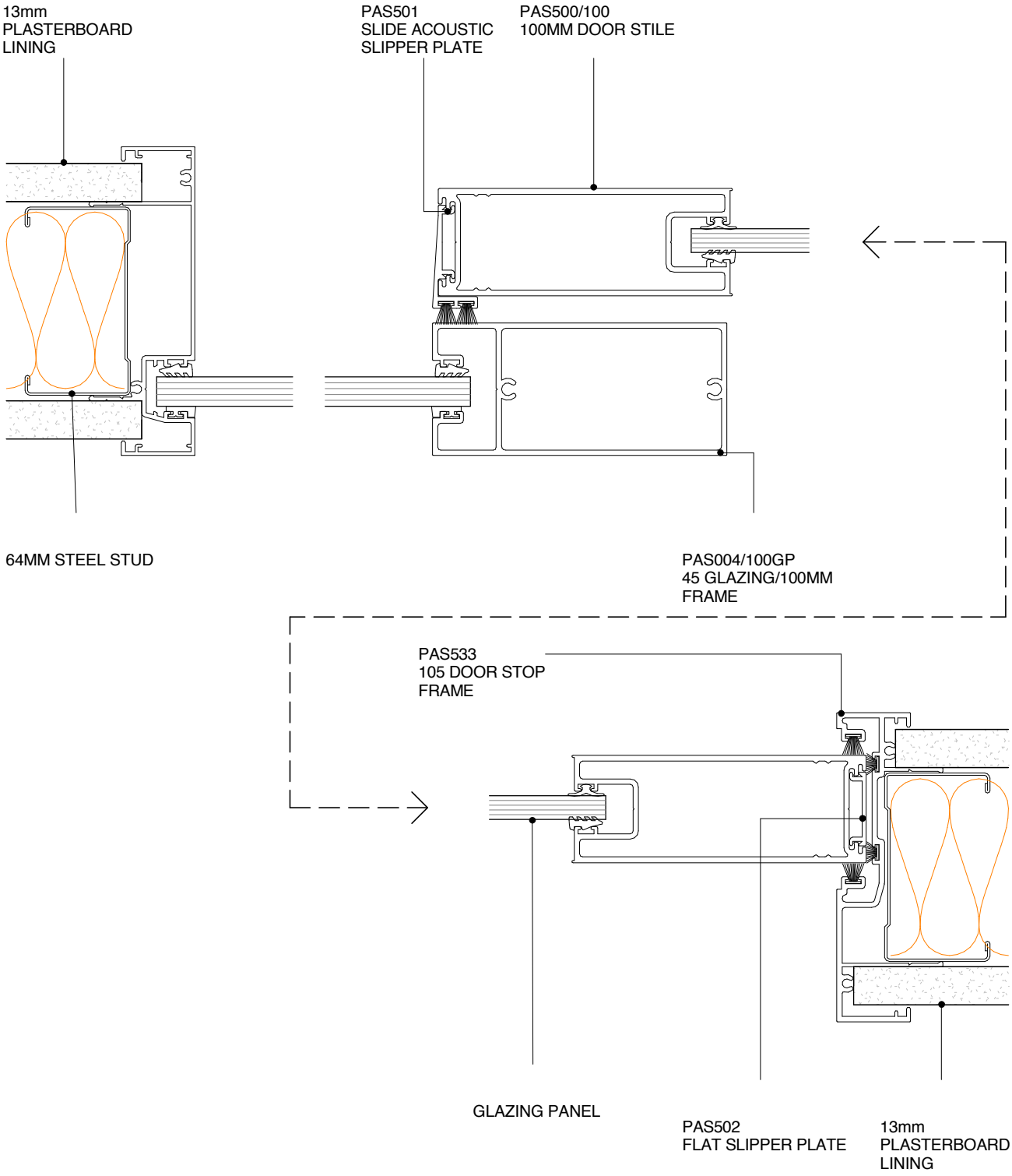

POTTER ALUMINIUM SYSTEMS
DS SERIES - SLIDER - 100MM DOOR
PLAN VIEW

5.6.7	1:2@A4	A 23/05/16	0800 POTTER (0800 768 837) WWW.POTTERS.CO.NZ
SHEET	SCALE	ISSUED DATE	SUBJECT TO CHANGE WITHOUT NOTICE

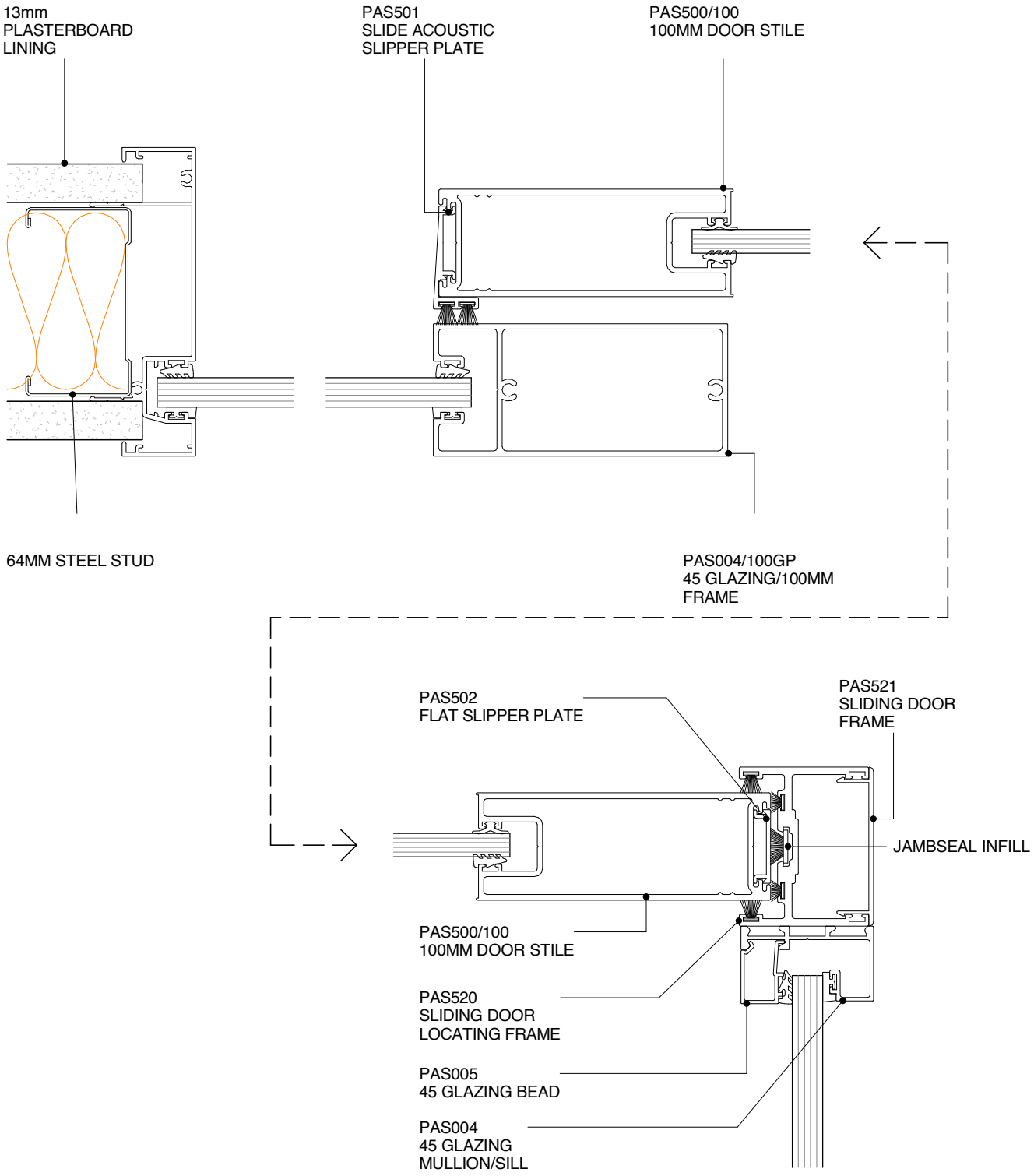

POTTER ALUMINIUM SYSTEMS
DS SERIES - SLIDER - 100MM DOOR 2
PLAN VIEW

5.6.8	1:2@A4	A 23/05/16	0800 POTTER (0800 768 837) WWW.POTTERS.CO.NZ
SHEET	SCALE	ISSUED DATE	SUBJECT TO CHANGE WITHOUT NOTICE

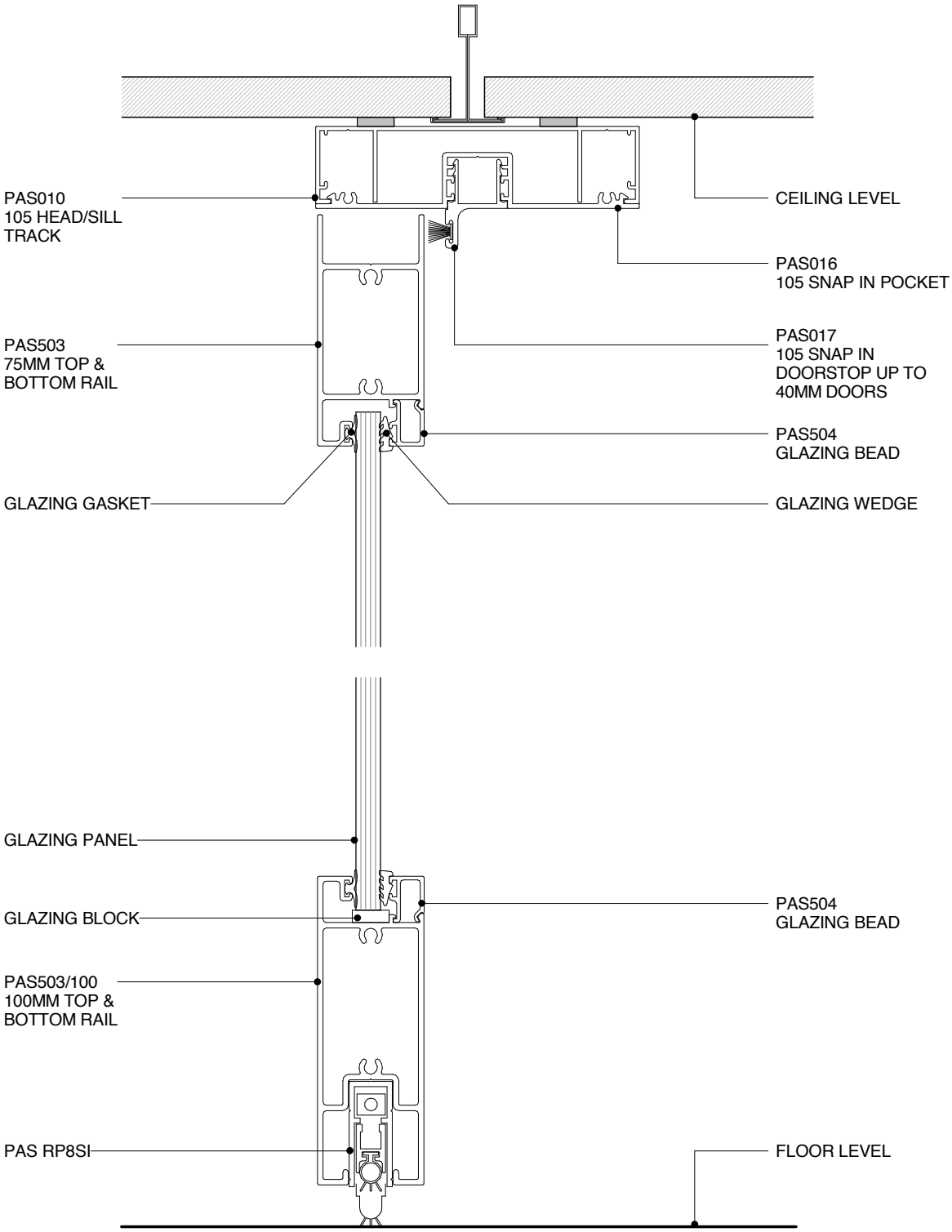

POTTER ALUMINIUM SYSTEMS
DS SERIES - DOOR WITH RP8SI DOOR SEAL
CROSS SECTION

5.6.9	1:2@A4	A 23/05/16	0800 POTTER (0800 768 837) WWW.POTTERS.CO.NZ
SHEET	SCALE	ISSUED DATE	SUBJECT TO CHANGE WITHOUT NOTICE

CSR

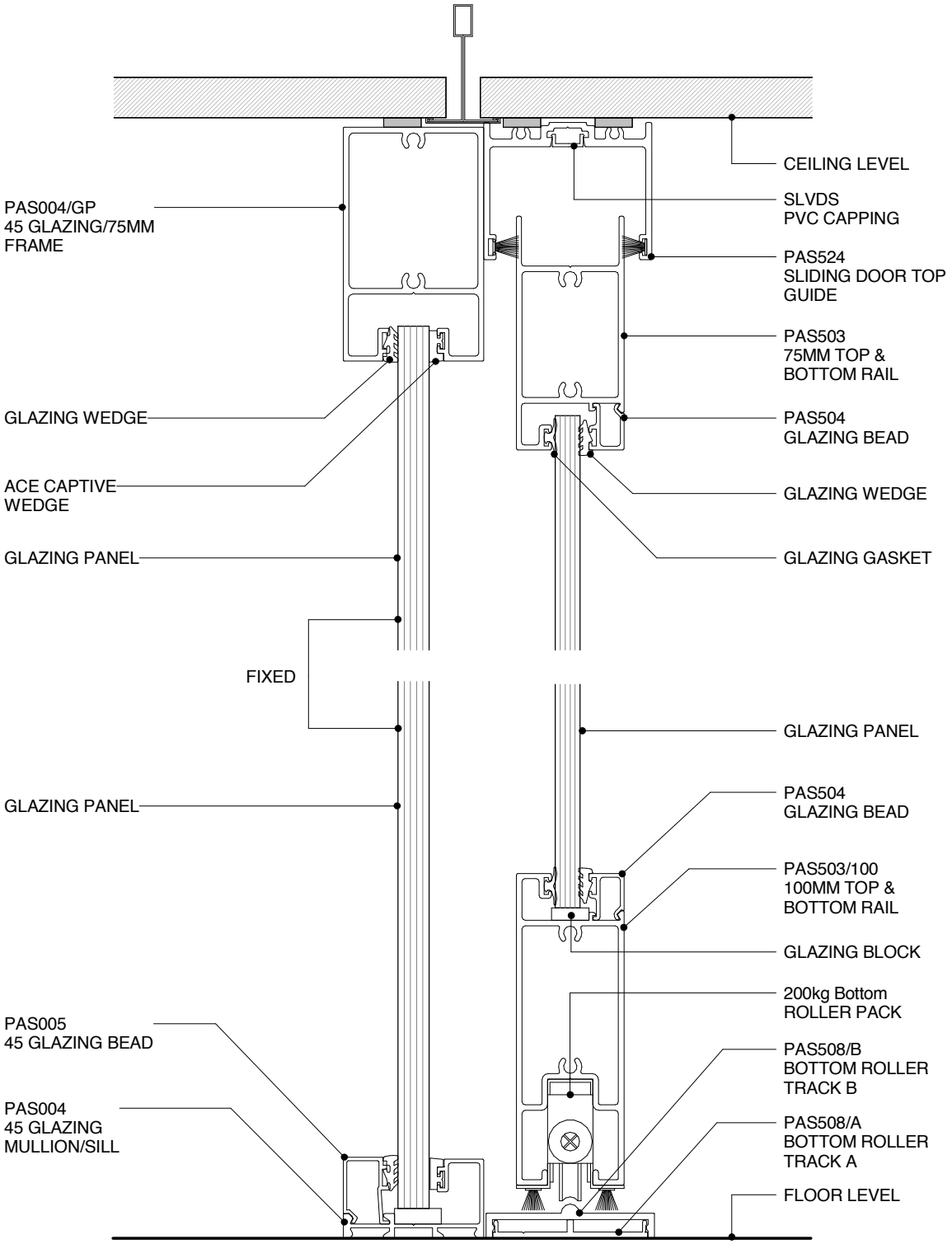

POTTER ALUMINIUM SYSTEMS
DS SERIES - DOOR WITH BOTTOM ROLLER ACOUSTIC THRESHOLD
CROSS SECTION

5.6.10	1:2@A4	A 23/05/16	0800 POTTER (0800 768 837) WWW.POTTERS.CO.NZ
SHEET *(OLD REF X1.23)*	SCALE	ISSUED DATE	SUBJECT TO CHANGE WITHOUT NOTICE

CSR

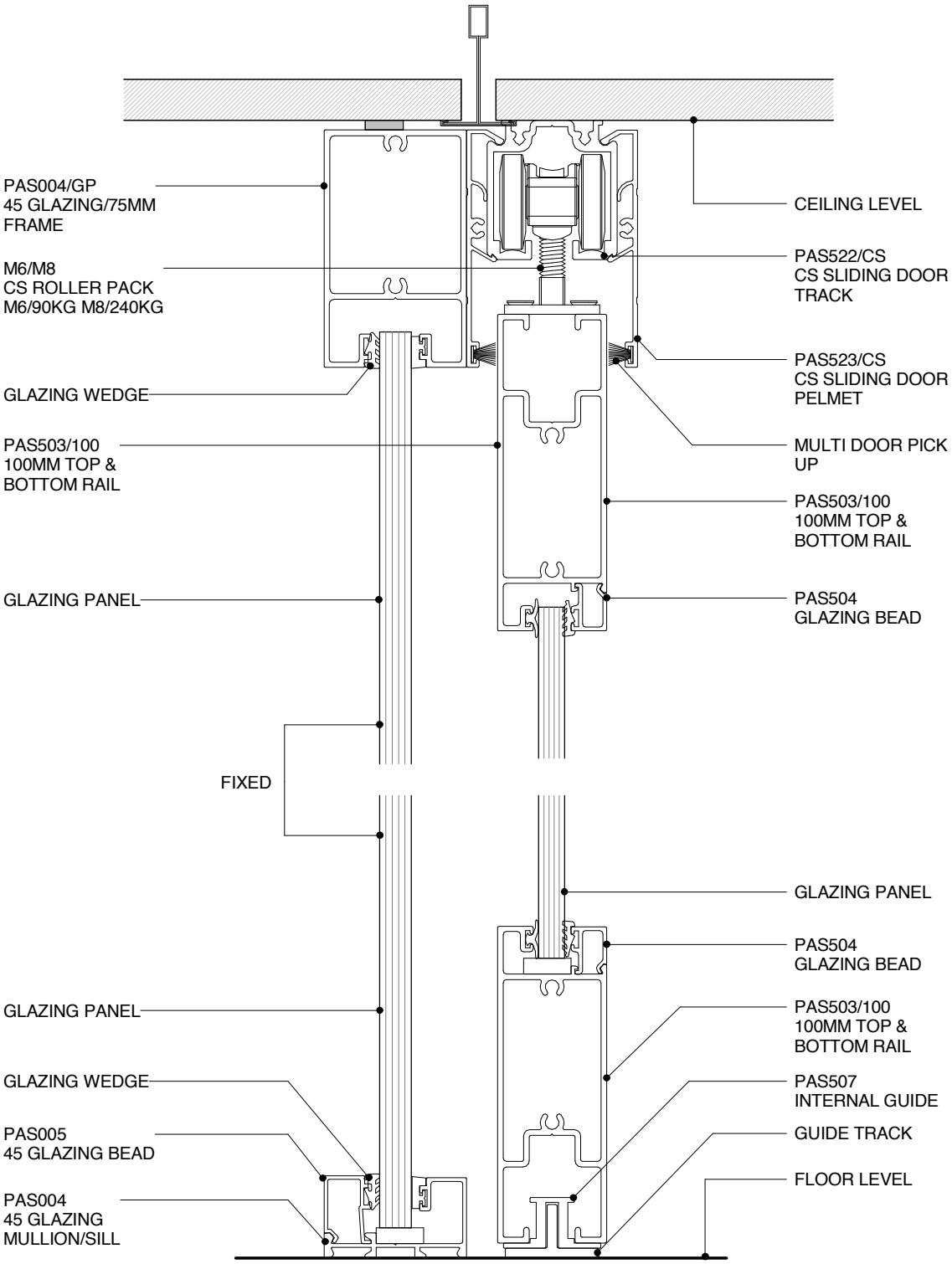

DS SERIES

POTTER ALUMINIUM SYSTEMS
DS SERIES - 75 SLIDER - 100MM DOOR & GLAZING
CROSS SECTION

5.6.11	1:2@A4	A 23/05/16	0800 POTTER (0800 768 837) WWW.POTTERS.CO.NZ
SHEET	SCALE	ISSUED DATE	SUBJECT TO CHANGE WITHOUT NOTICE

CSR

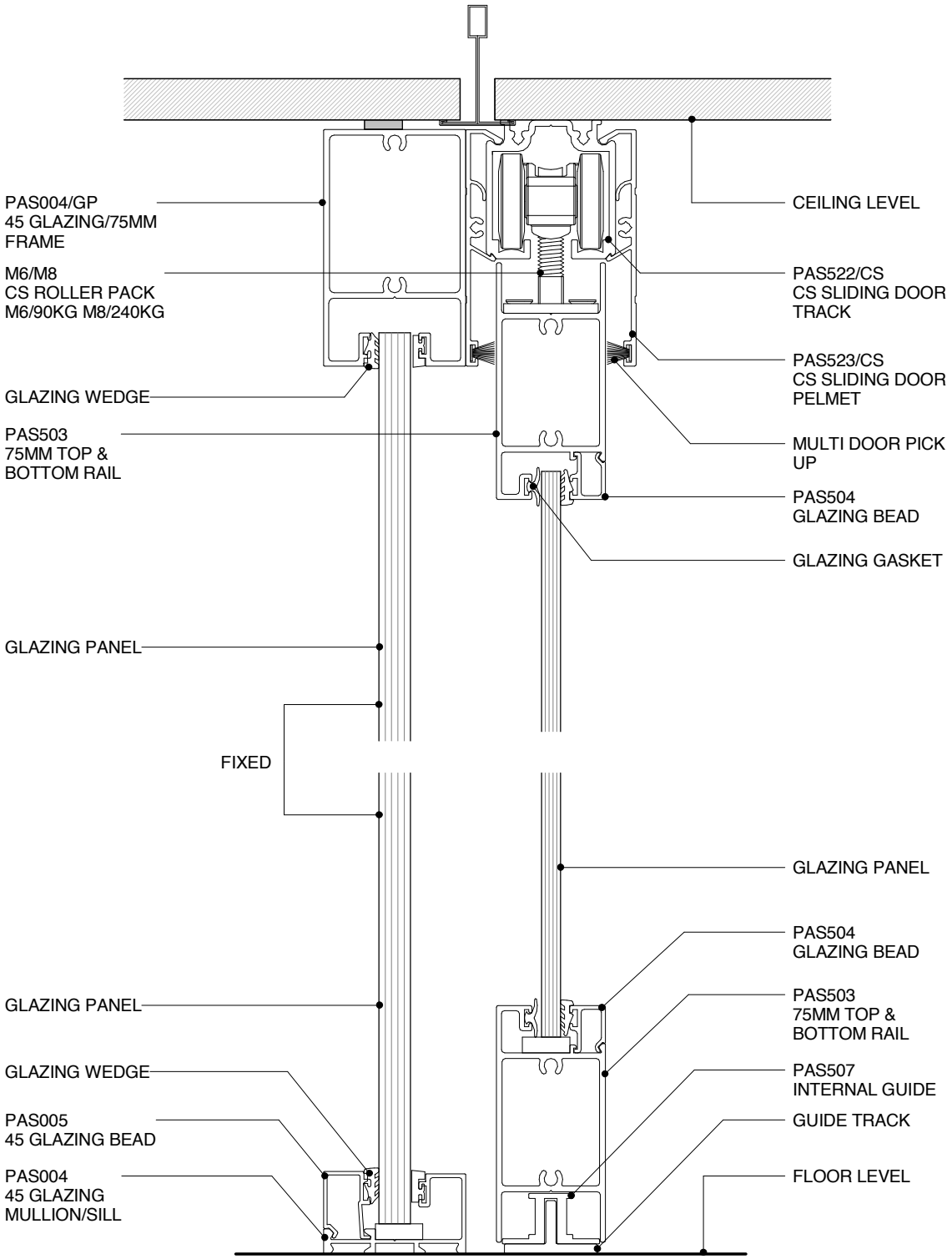

POTTER ALUMINIUM SYSTEMS
DS SERIES - 75 SLIDER - 75MM DOOR & GLAZING
CROSS SECTION

5.6.12	1:2@A4	A 23/05/16	0800 POTTER (0800 768 837) WWW.POTTERS.CO.NZ
SHEET	SCALE	ISSUED DATE	SUBJECT TO CHANGE WITHOUT NOTICE

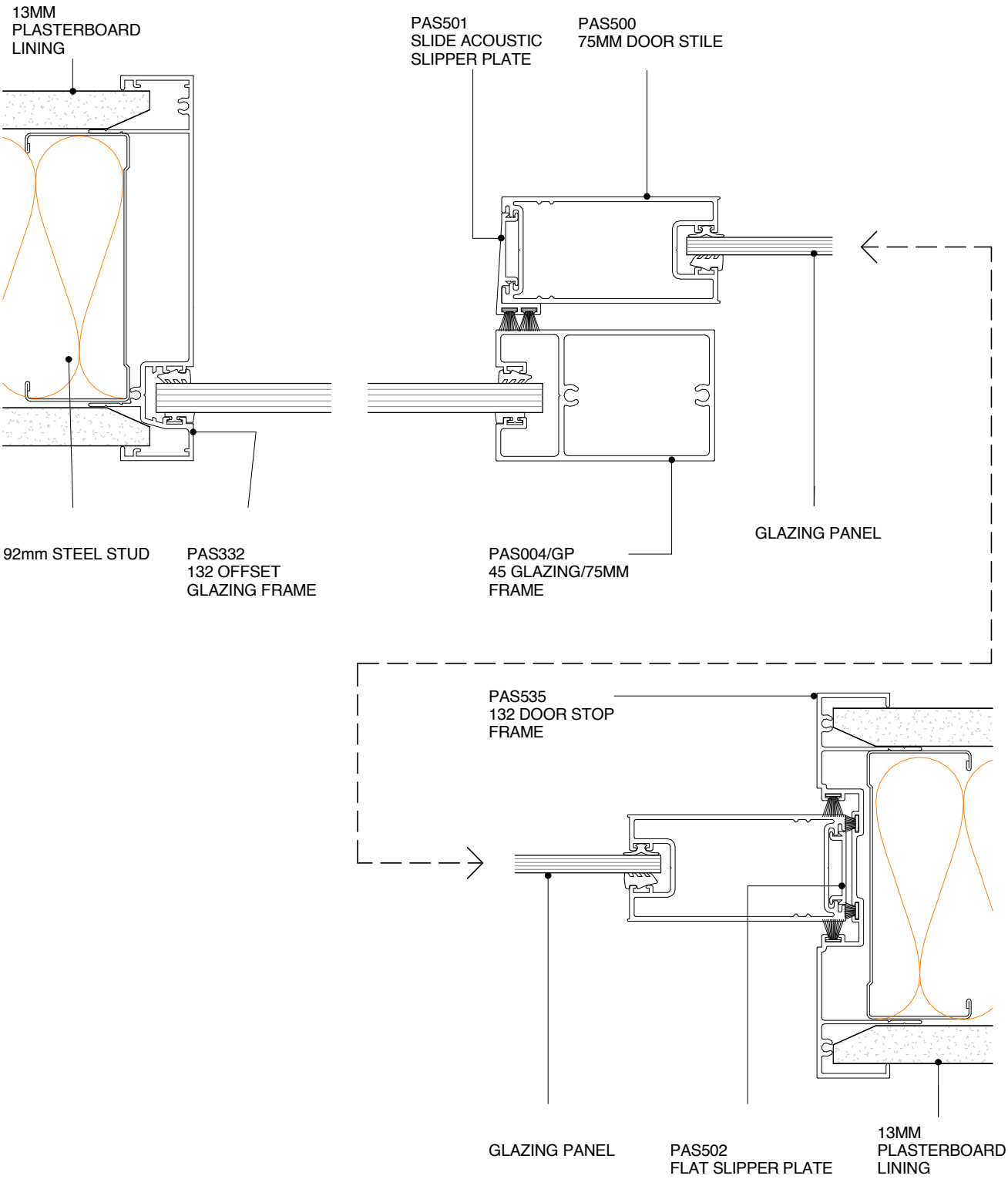

POTTER ALUMINIUM SYSTEMS
DS SERIES - SLIDER - 75MM DOOR 132 WALL SYSTEM
PLAN VIEW

5.6.13	1:2@A4	A 23/05/16	0800 POTTER (0800 768 837) WWW.POTTERS.CO.NZ
SHEET *(OLD REF X1.42)*	SCALE	ISSUED DATE	SUBJECT TO CHANGE WITHOUT NOTICE

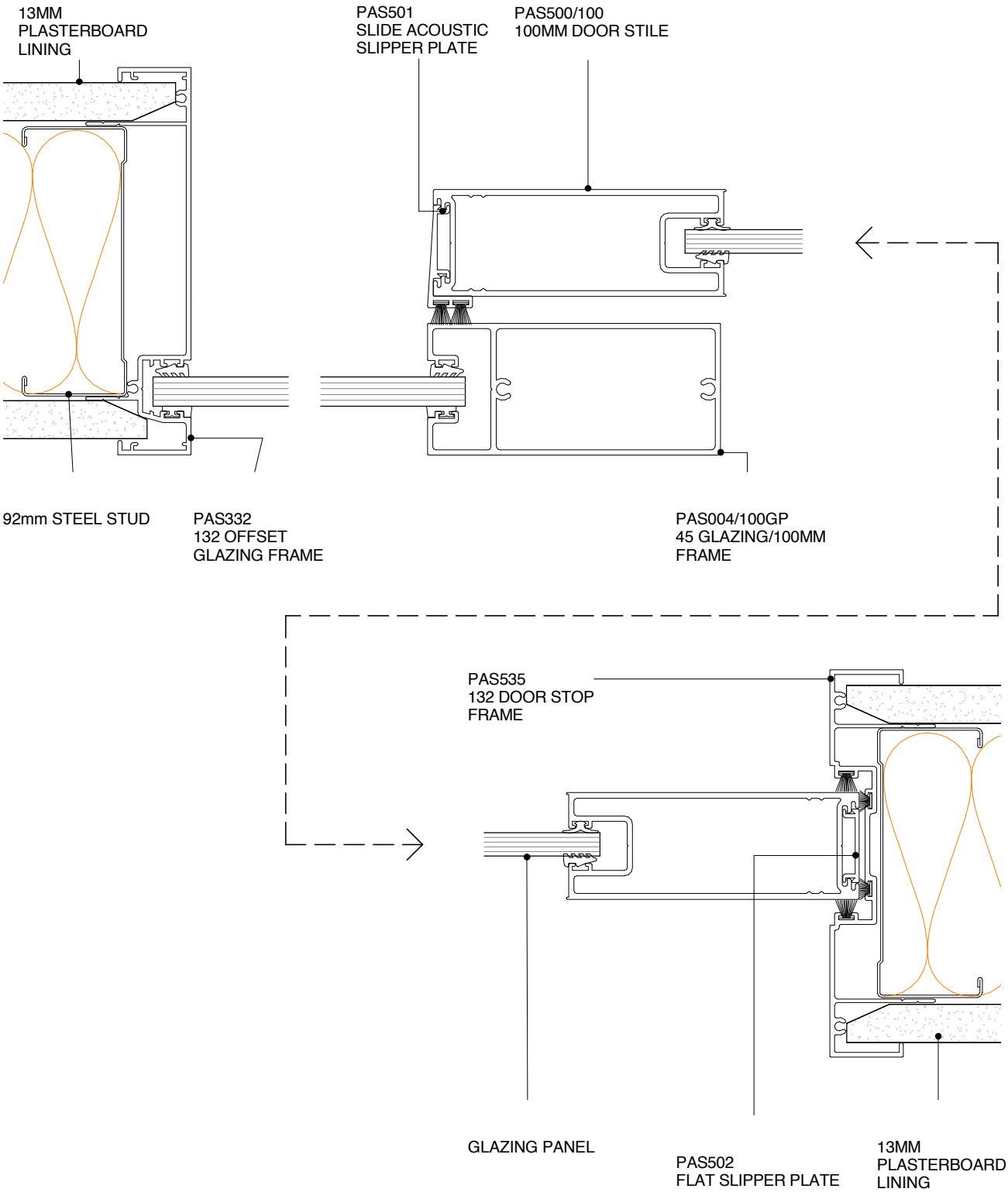

POTTER ALUMINIUM SYSTEMS
DS SERIES - SLIDER - 100MM DOOR 132 WALL SYSTEM
PLAN VIEW

5.6.14	1:2@A4	A 23/05/16	0800 POTTER (0800 768 837) WWW.POTTERS.CO.NZ
SHEET *(OLD REF X1.43)*	SCALE	ISSUED DATE	SUBJECT TO CHANGE WITHOUT NOTICE

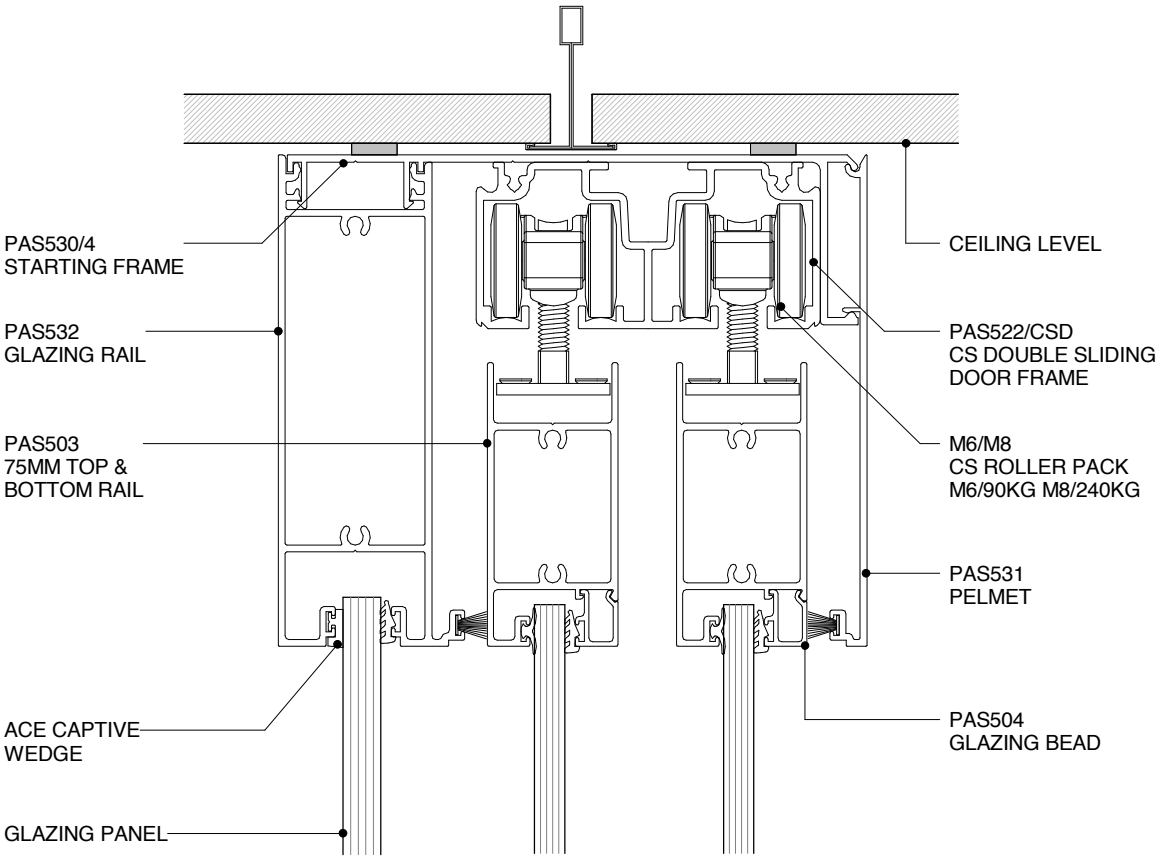

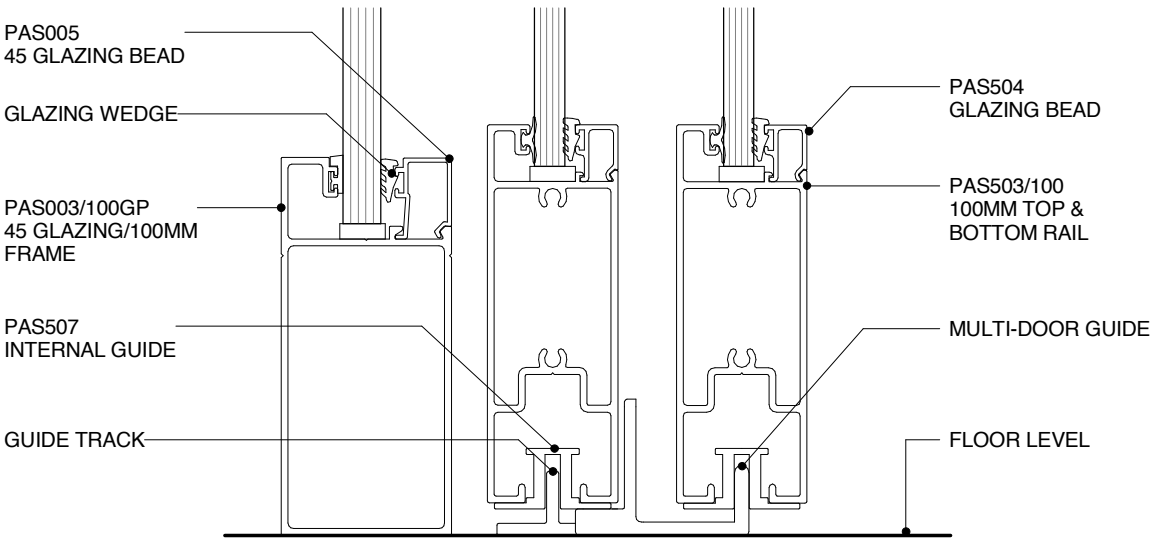

POTTER ALUMINIUM SYSTEMS
DS SERIES - 130 TWO SLIDER

CROSS SECTION

5.7.1	1:2@A4	A 23/05/16	0800 POTTER (0800 768 837) WWW.POTTERS.CO.NZ
SHEET *(OLD REF X1.2)*	SCALE	ISSUED DATE	SUBJECT TO CHANGE WITHOUT NOTICE

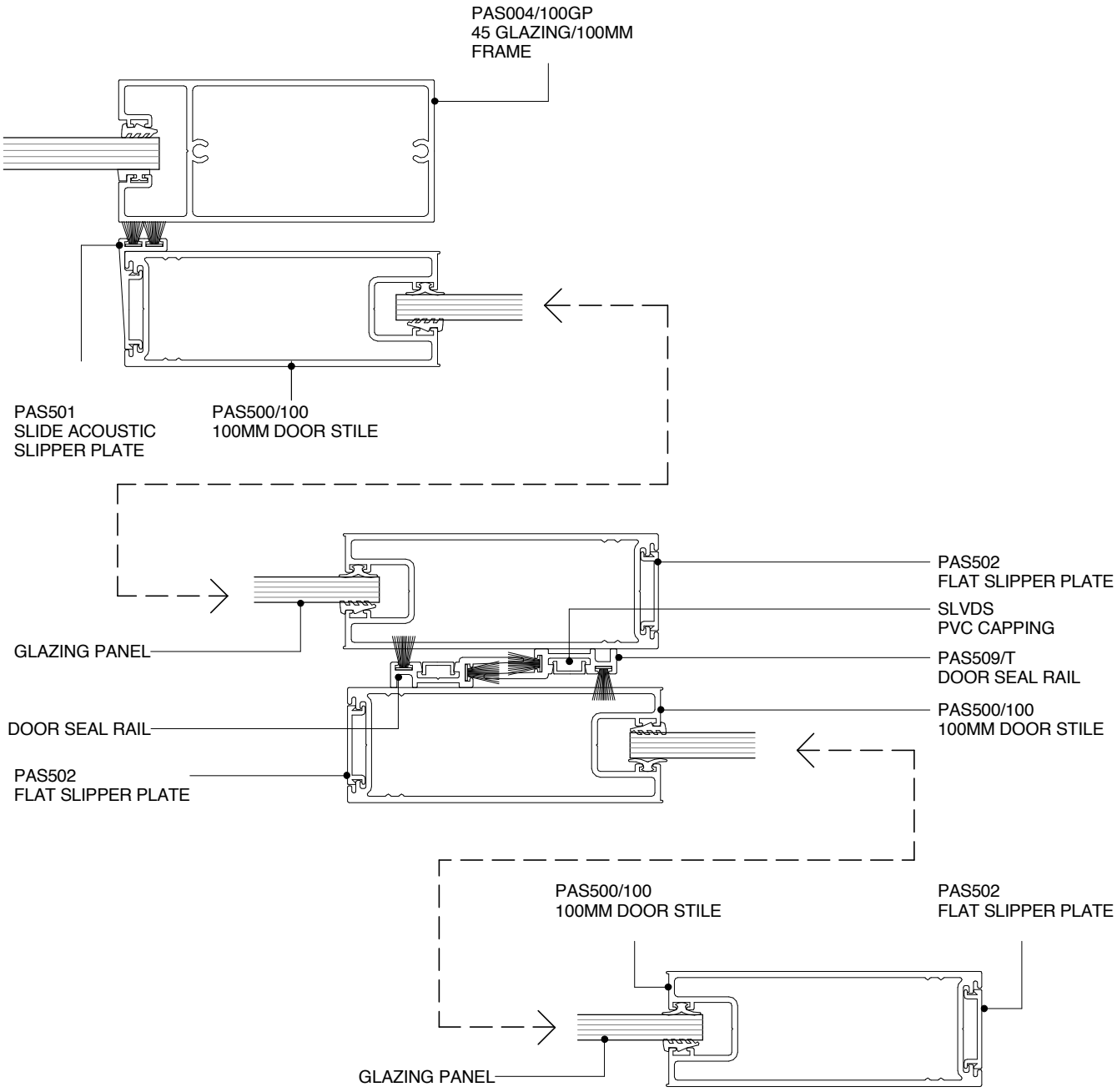

POTTER ALUMINIUM SYSTEMS
DS SERIES - 130 TWO SLIDER WITH TOP ROLLER
PLAN VIEW

5.7.2	1:2@A4	A 23/05/16	0800 POTTER (0800 768 837) WWW.POTTERS.CO.NZ
SHEET *(OLD REF X1.3)*	SCALE	ISSUED DATE	SUBJECT TO CHANGE WITHOUT NOTICE

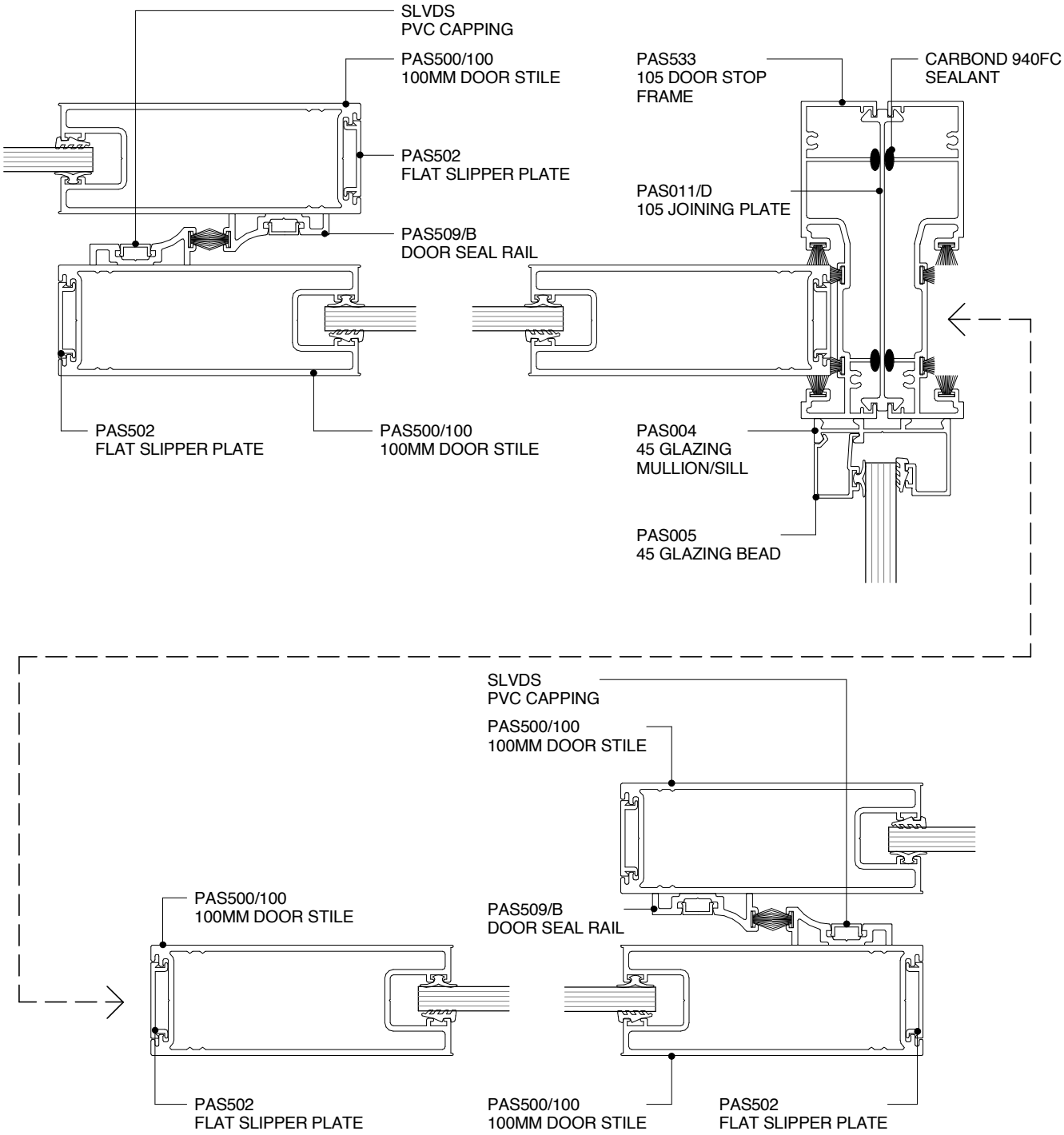

DS SERIES

POTTER ALUMINIUM SYSTEMS
DS SERIES - TWO SLIDER WITH BOTTOM ROLLER
PLAN VIEW

5.7.3	1:2@A4	A 23/05/16	0800 POTTER (0800 768 837) WWW.POTTERS.CO.NZ
SHEET *(OLD REF X1.4)*	SCALE	ISSUED DATE	SUBJECT TO CHANGE WITHOUT NOTICE

CSR

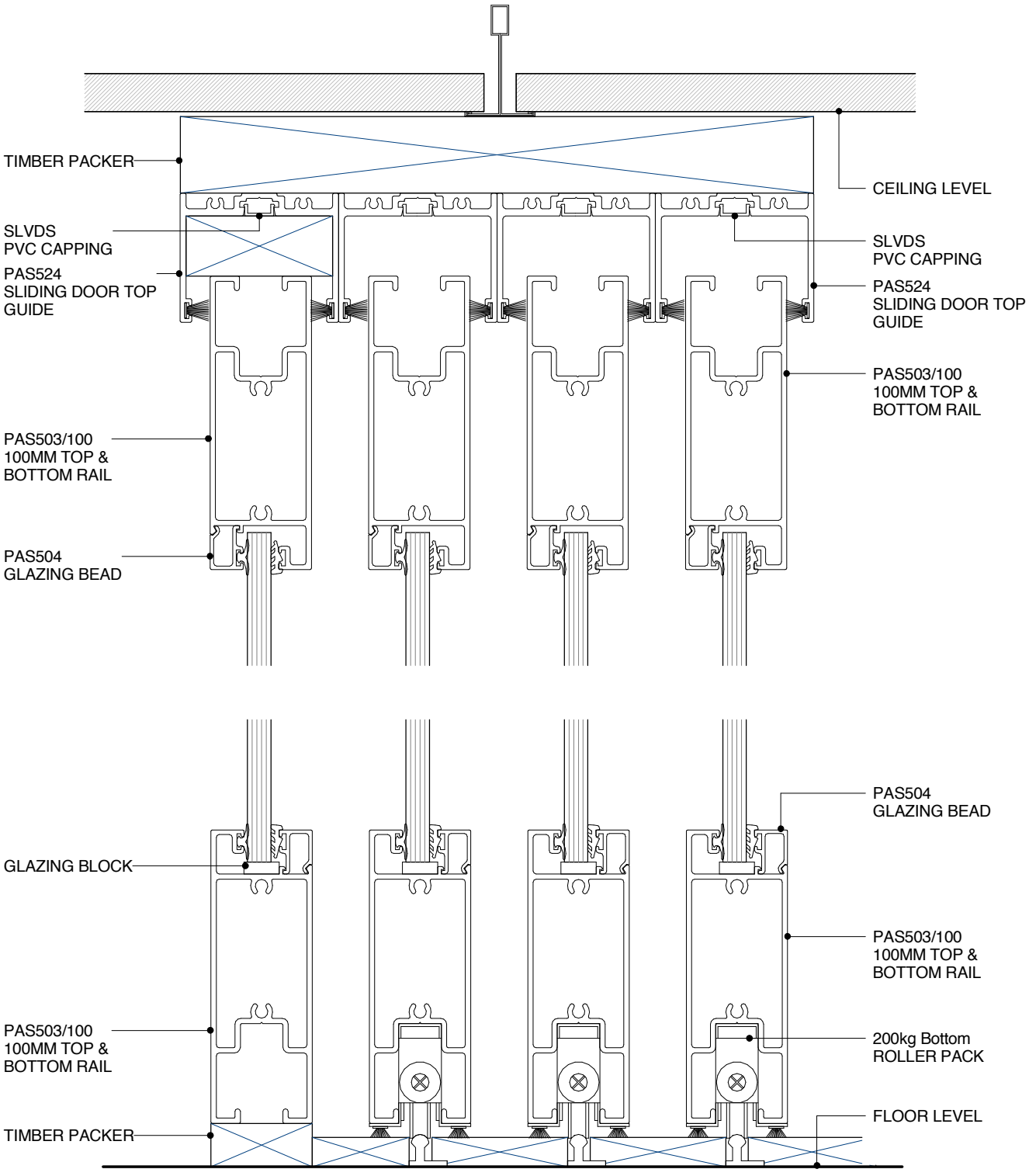

POTTER ALUMINIUM SYSTEMS
DS SERIES - 130 THREE SLIDER WITH BOTTOM ROLLER
CROSS SECTION

5.7.4	1:2@A4	A 23/05/16	0800 POTTER (0800 768 837) WWW.POTTERS.CO.NZ
SHEET *(OLD REF X1.5)*	SCALE	ISSUED DATE	SUBJECT TO CHANGE WITHOUT NOTICE

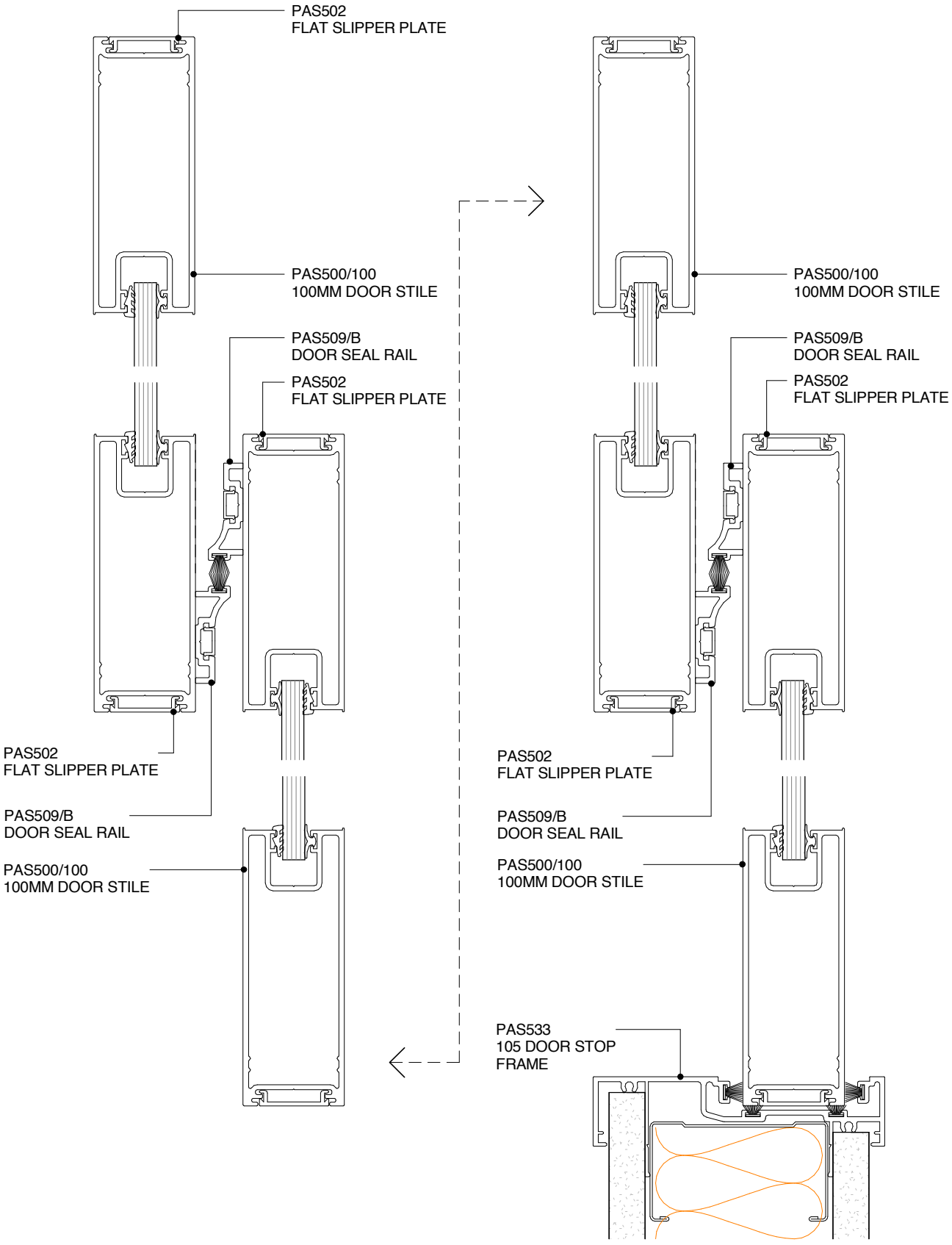

POTTER ALUMINIUM SYSTEMS
DS SERIES - 130 THREE SLIDER WITH TIMBERLINE ROLLER
PLAN VIEW

5.7.5	1:2@A4	A 23/05/16	0800 POTTER (0800 768 837) WWW.POTTERS.CO.NZ
SHEET *(OLD REF X1.6)*	SCALE	ISSUED DATE	SUBJECT TO CHANGE WITHOUT NOTICE

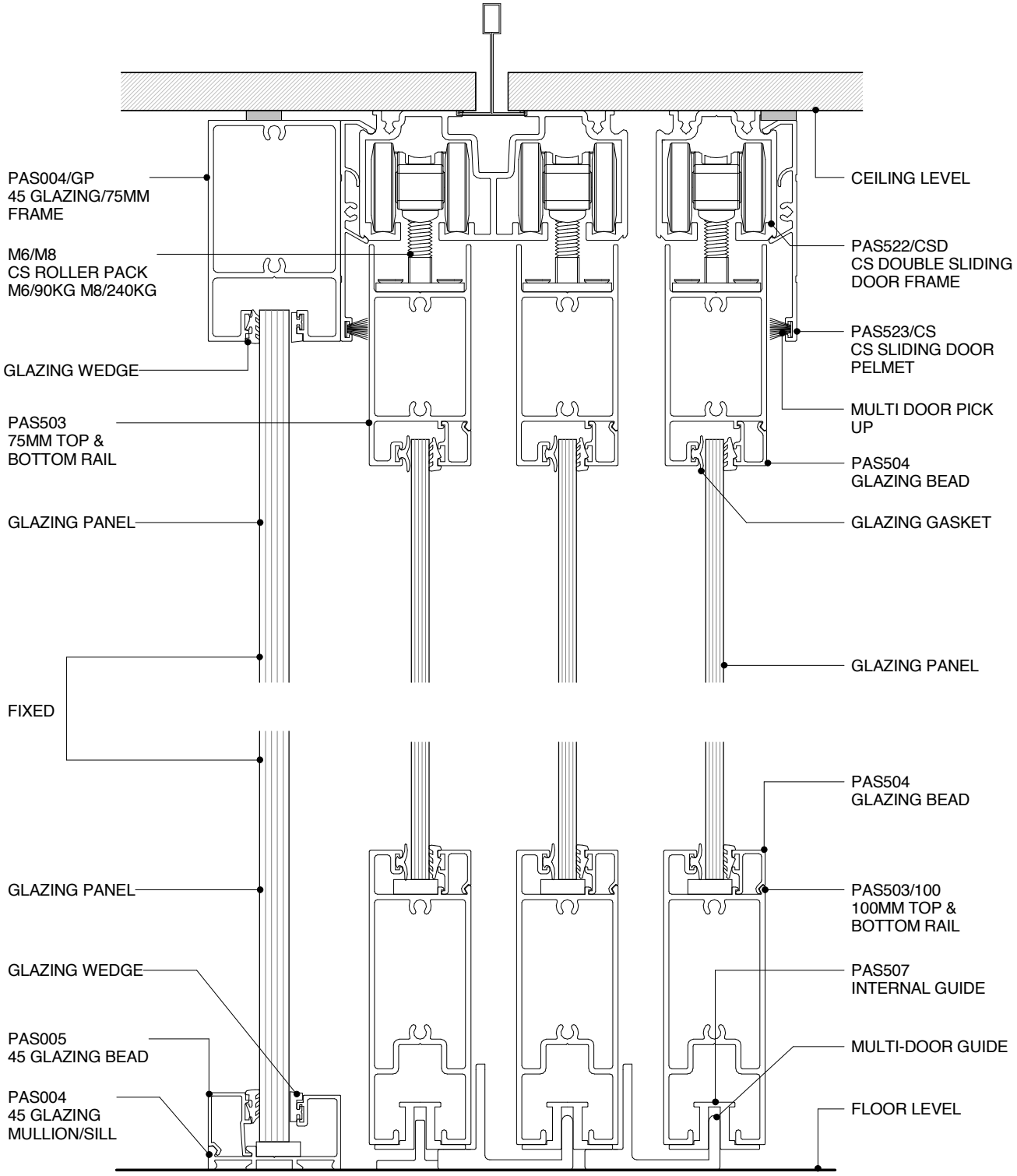

POTTER ALUMINIUM SYSTEMS
DS SERIES - 75 SLIDER - 75MM 3 DOOR & GLAZING
CROSS SECTION

5.7.6	1:2@A4	A 23/05/16	0800 POTTER (0800 768 837) WWW.POTTERS.CO.NZ
SHEET *(OLD REF X1.9)*	SCALE	ISSUED DATE	SUBJECT TO CHANGE WITHOUT NOTICE

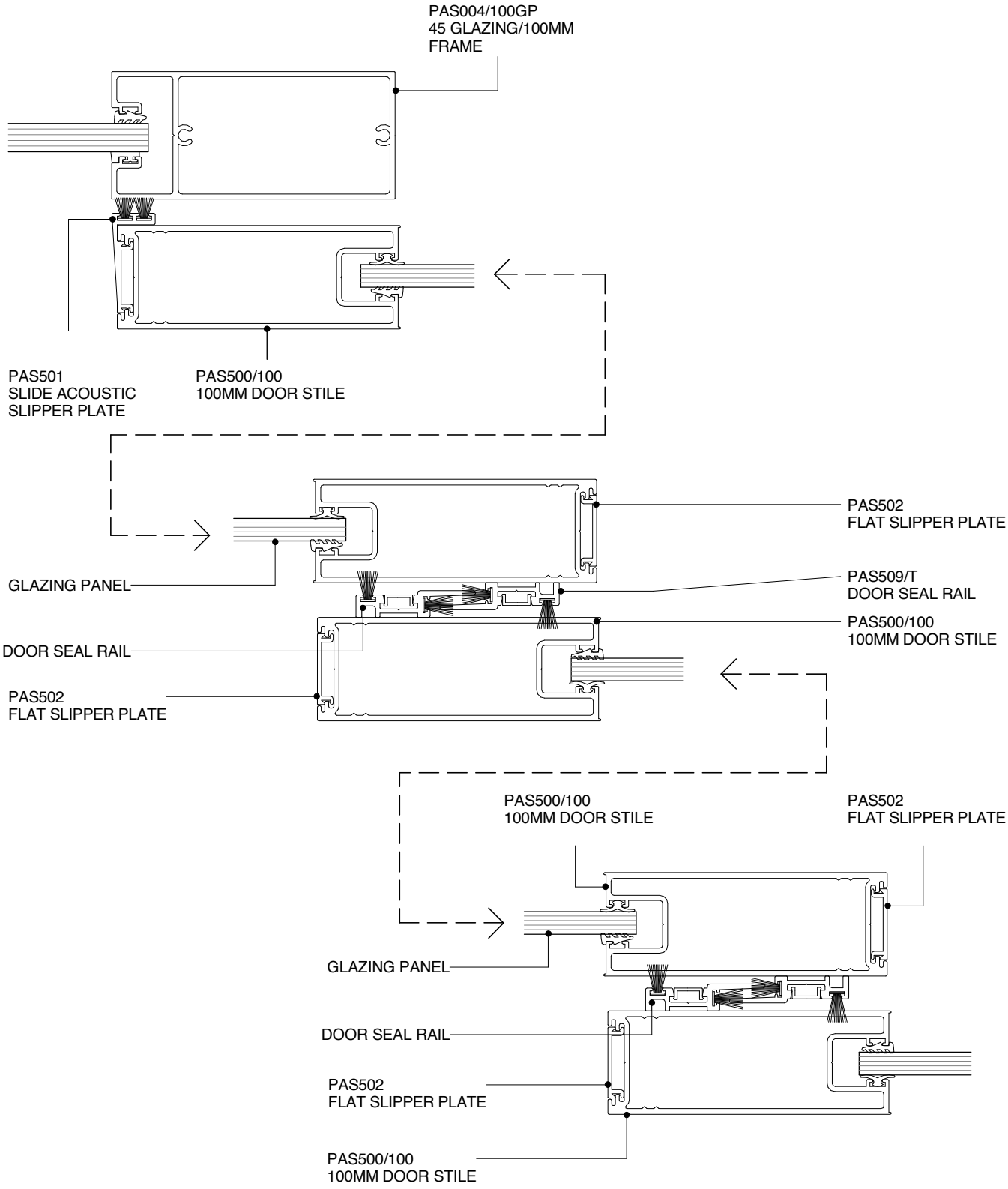

POTTER ALUMINIUM SYSTEMS
DS SERIES - 130 THREE SLIDER WITH TOP ROLLER
PLAN VIEW

5.7.7	1:2@A4	A 23/05/16	0800 POTTER (0800 768 837) WWW.POTTERS.CO.NZ
SHEET *(OLD REF X1.10)*	SCALE	ISSUED DATE	SUBJECT TO CHANGE WITHOUT NOTICE

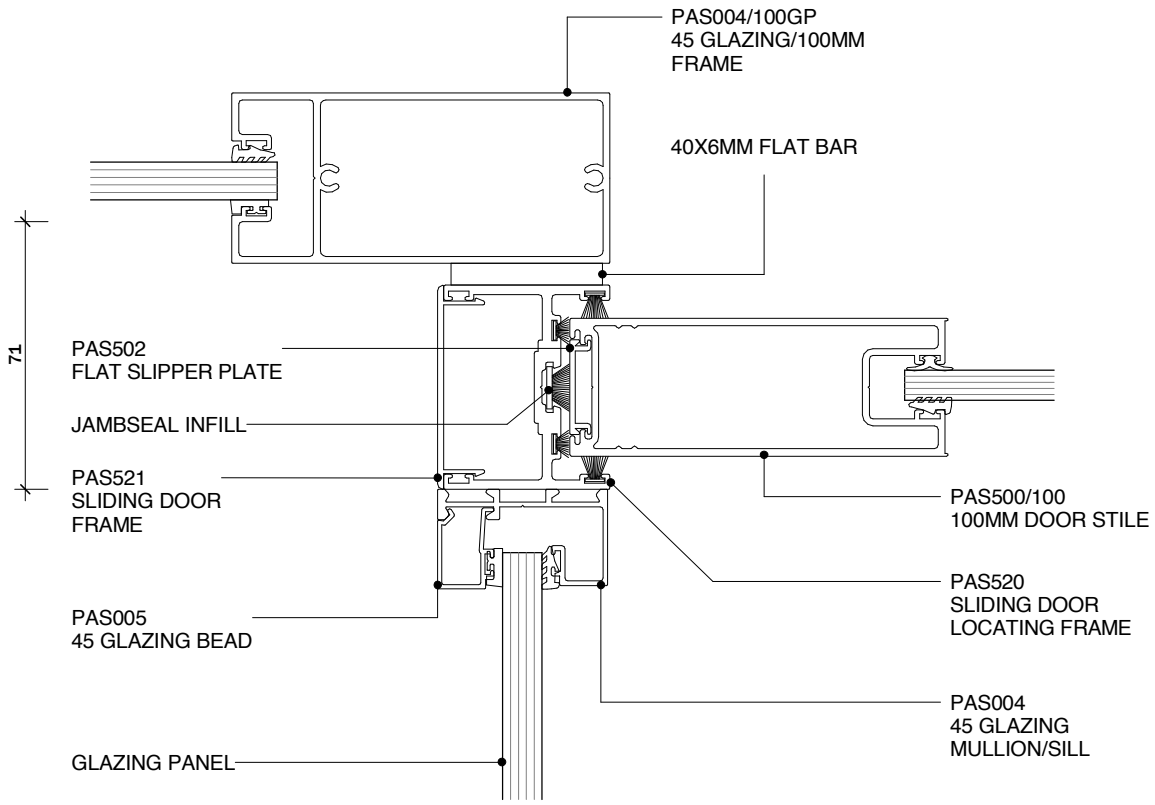

POTTER ALUMINIUM SYSTEMS
DS SERIES - 100MM DOOR WITH PAS 520 STOP
PLAN VIEW

5.7.8	1:2@A4	A 23/05/16	0800 POTTER (0800 768 837) WWW.POTTERS.CO.NZ
SHEET *(OLD REF X1.11)*	SCALE	ISSUED DATE	SUBJECT TO CHANGE WITHOUT NOTICE

CSR

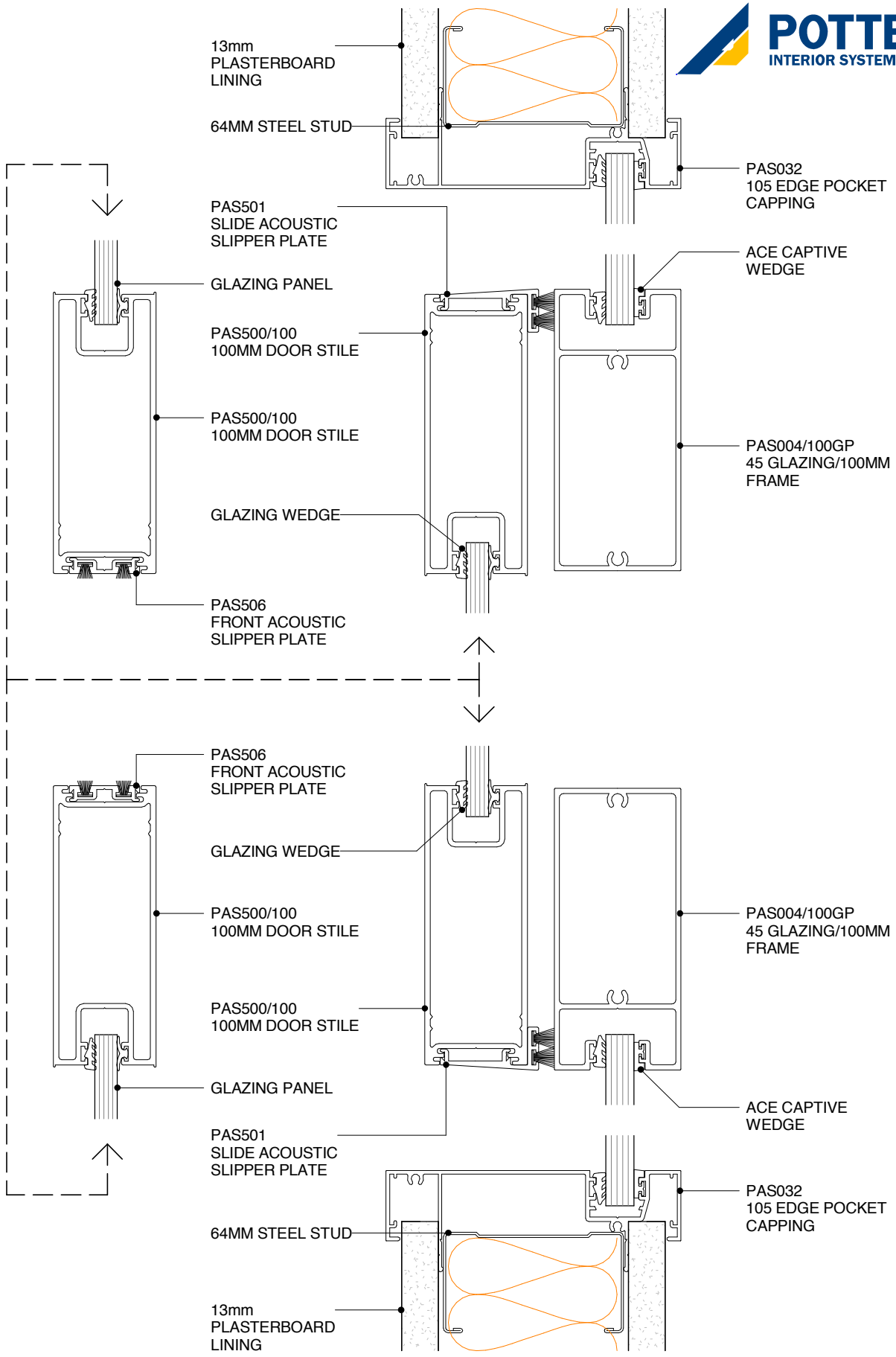

POTTER INTERIOR SYSTEMS

DS SERIES

POTTER ALUMINIUM SYSTEMS
DS SERIES - SLIDER - 100MM DOOR 2
PLAN VIEW

5.7.9	1:2@A4	A 23/05/16	0800 POTTER (0800 768 837) WWW.POTTERS.CO.NZ
SHEET *(OLD REF X1.16)*	SCALE	ISSUED DATE	SUBJECT TO CHANGE WITHOUT NOTICE

CSR

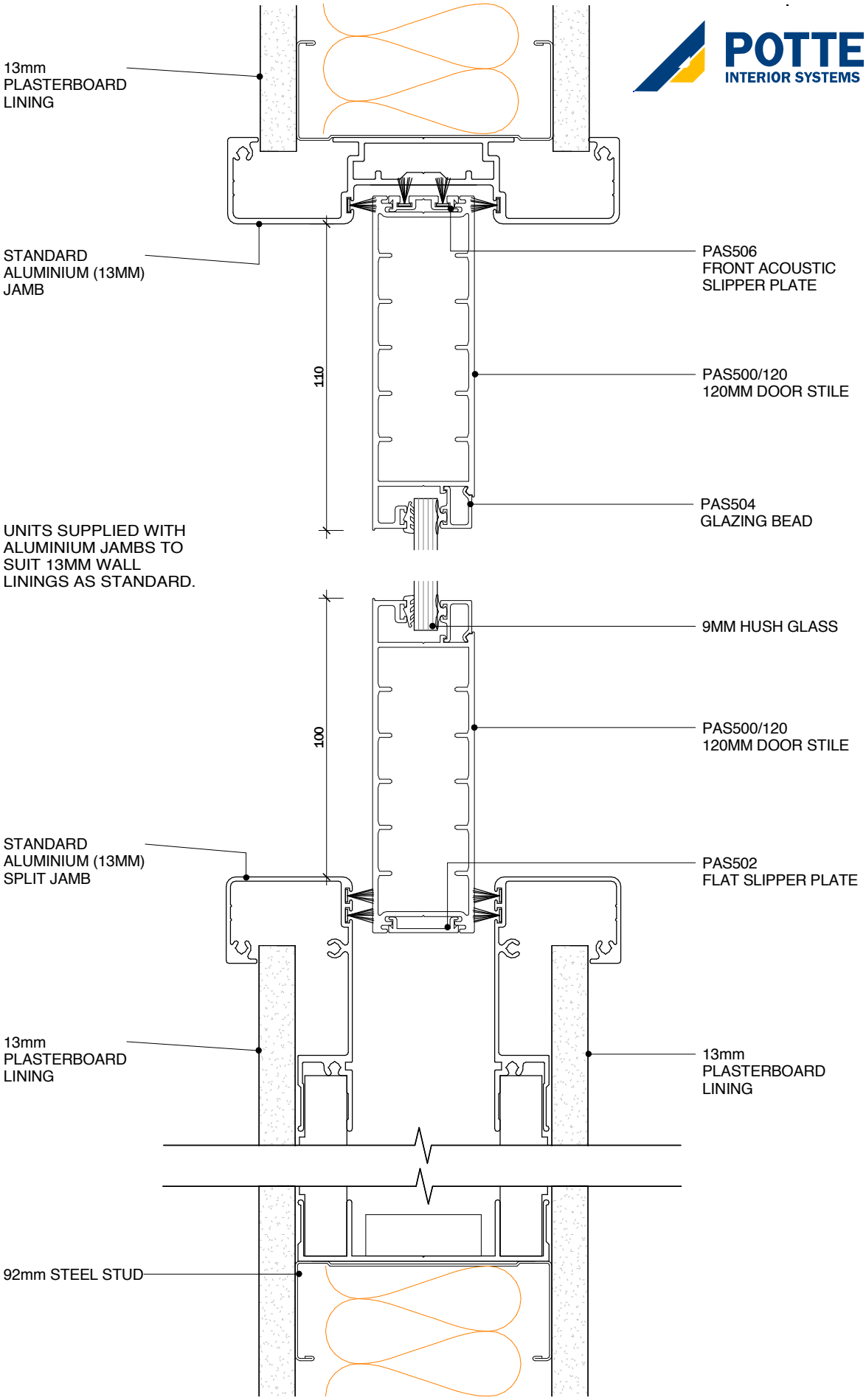

POTTER ALUMINIUM SYSTEMS
DS SERIES - 100MM CAVITY SLIDER
PLAN VIEW

5.8.1	1:2@A4	A 23/05/16	0800 POTTER (0800 768 837) WWW.POTTERS.CO.NZ
SHEET *(OLD REF X1.7)*	SCALE	ISSUED DATE	SUBJECT TO CHANGE WITHOUT NOTICE

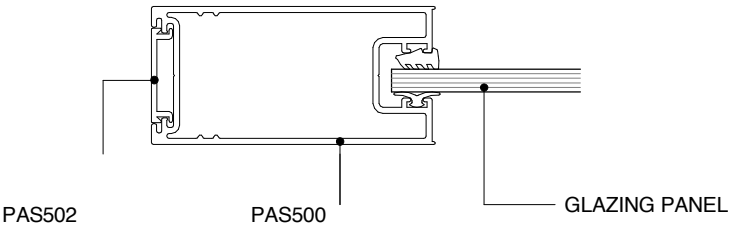

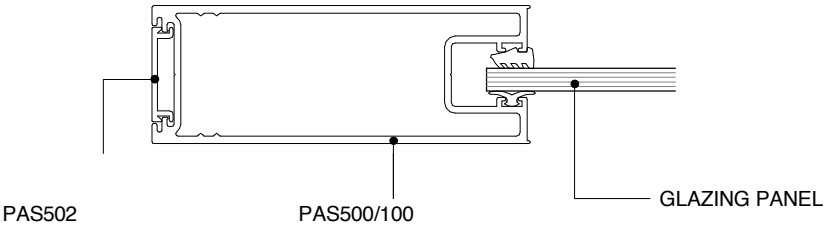

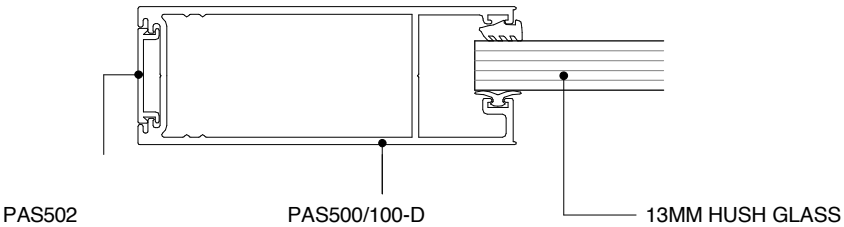

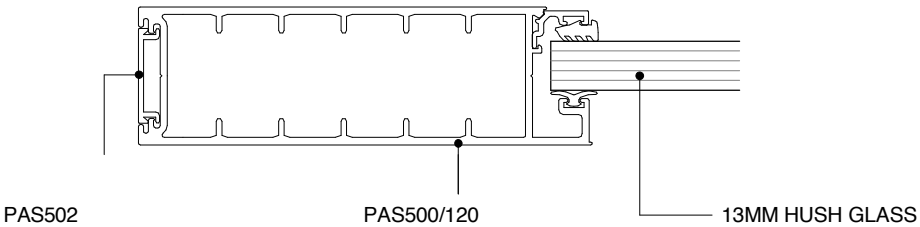

POTTER ALUMINIUM SYSTEMS
DS SERIES DOOR STILE TYPES

PLAN VIEW

5.8.10	1:2@A4	A 23/05/16	0800 POTTER (0800 768 837) WWW.POTTERS.CO.NZ
SHEET	SCALE	ISSUED DATE	SUBJECT TO CHANGE WITHOUT NOTICE

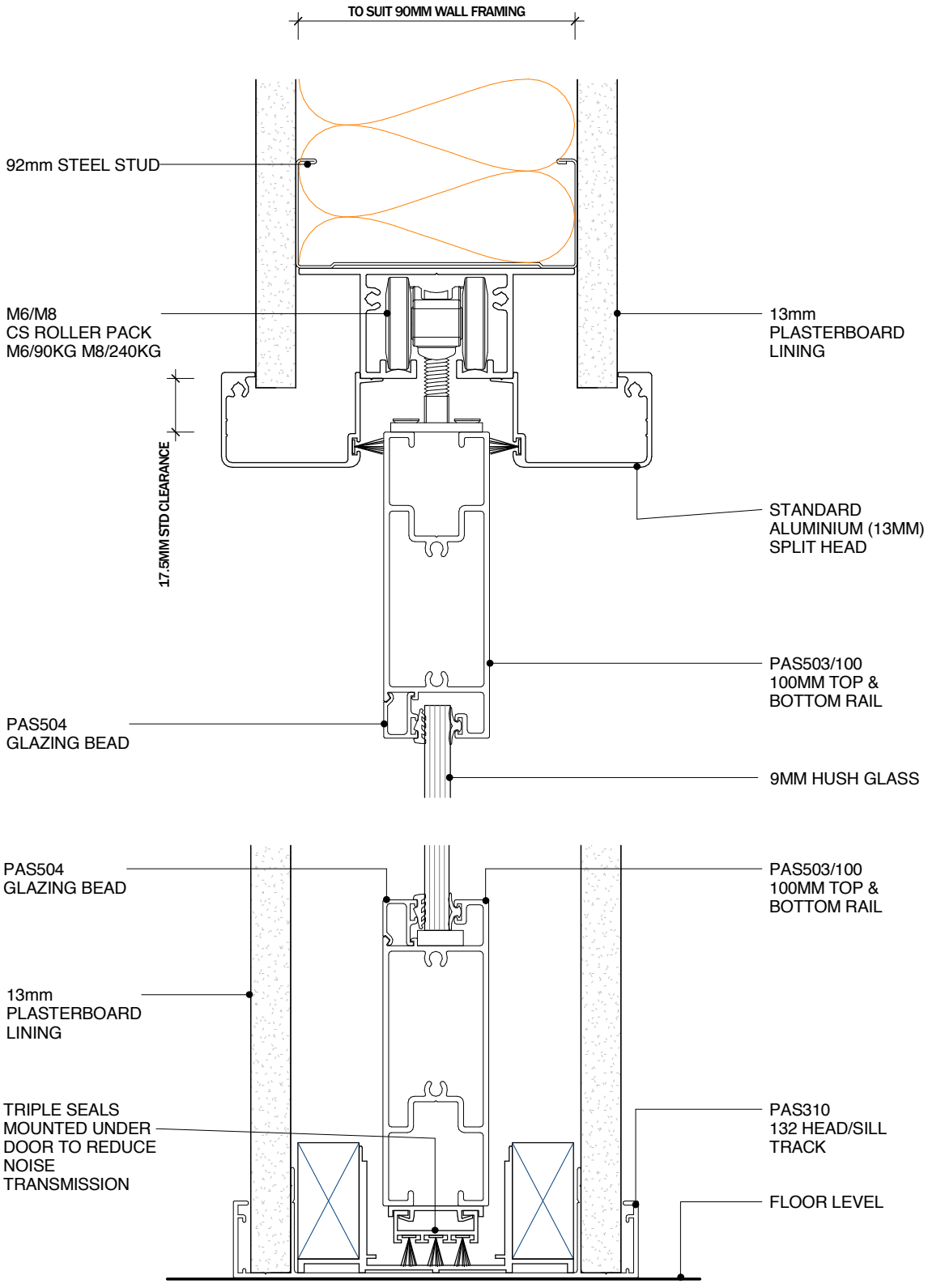

POTTER ALUMINIUM SYSTEMS
DS SERIES - 100MM CAVITY SLIDER
CROSS SECTION

5.8.2	1:2@A4	A 23/05/16	0800 POTTER (0800 768 837) WWW.POTTERS.CO.NZ
SHEET *(OLD REF X1.8)*	SCALE	ISSUED DATE	SUBJECT TO CHANGE WITHOUT NOTICE

CSR

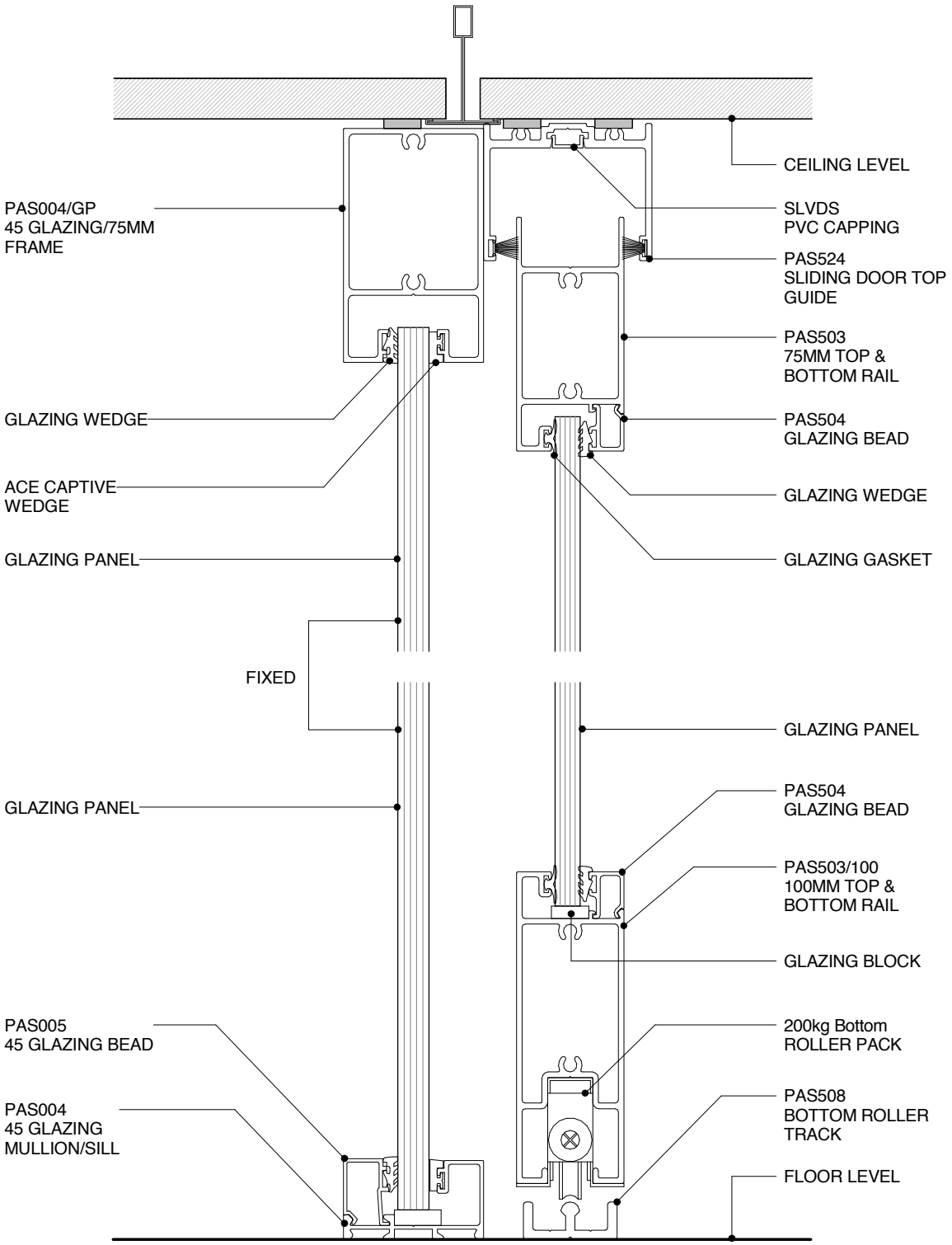

POTTER ALUMINIUM SYSTEMS
DS SERIES - DOOR WITH BOTTOM ROLLER
CROSS SECTION

5.8.3	1:2@A4	A 23/05/16	0800 POTTER (0800 768 837) WWW.POTTERS.CO.NZ
SHEET *(OLD REF X1.17)*	SCALE	ISSUED DATE	SUBJECT TO CHANGE WITHOUT NOTICE

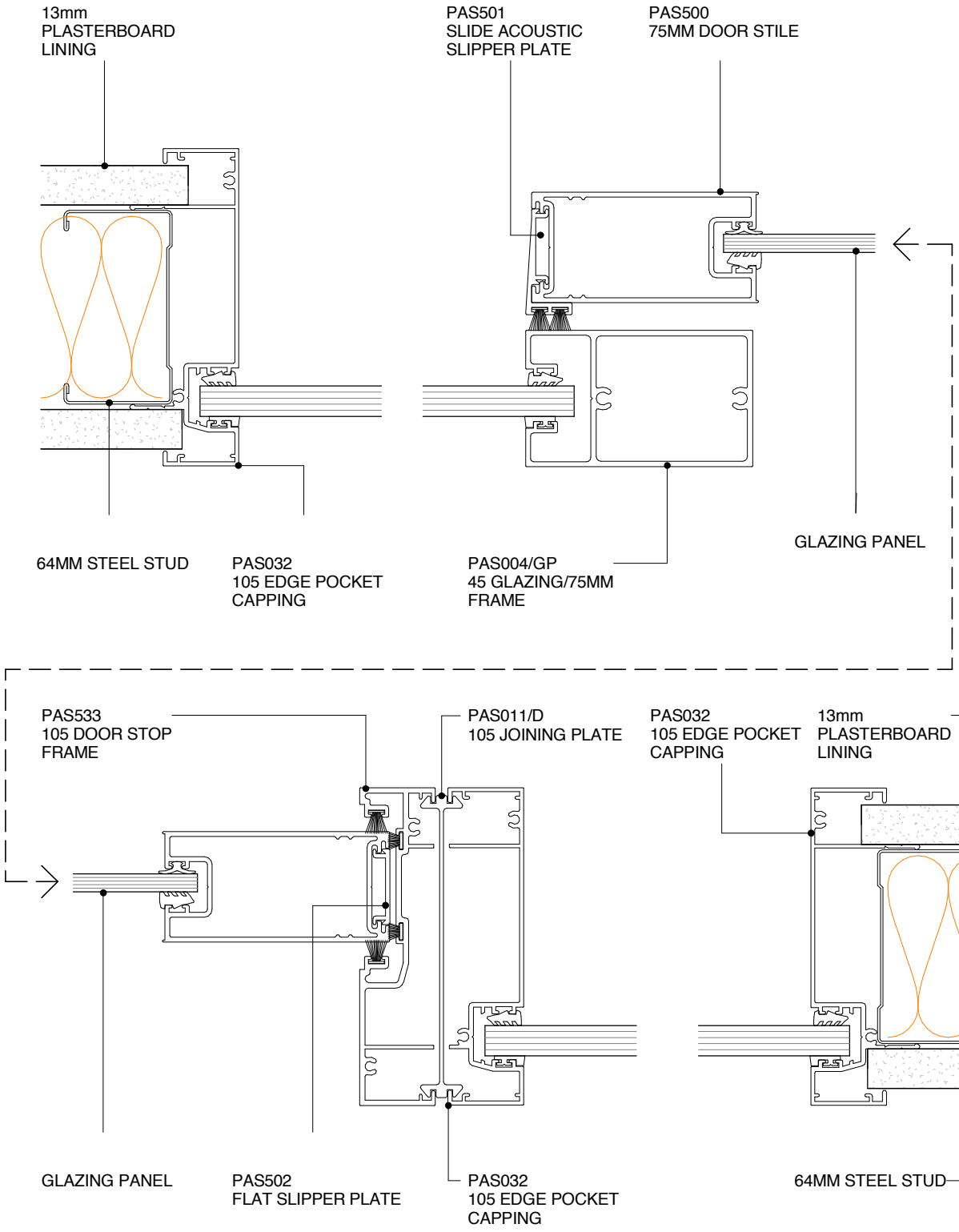

POTTER ALUMINIUM SYSTEMS
DS SERIES - 75MM SLIDERS AND SIDE LIGHT
PLAN VIEW

5.8.4	1:2@A4	A 23/05/16	0800 POTTER (0800 768 837) WWW.POTTERS.CO.NZ
SHEET *(OLD REF X1.18)*	SCALE	ISSUED DATE	SUBJECT TO CHANGE WITHOUT NOTICE

CSR

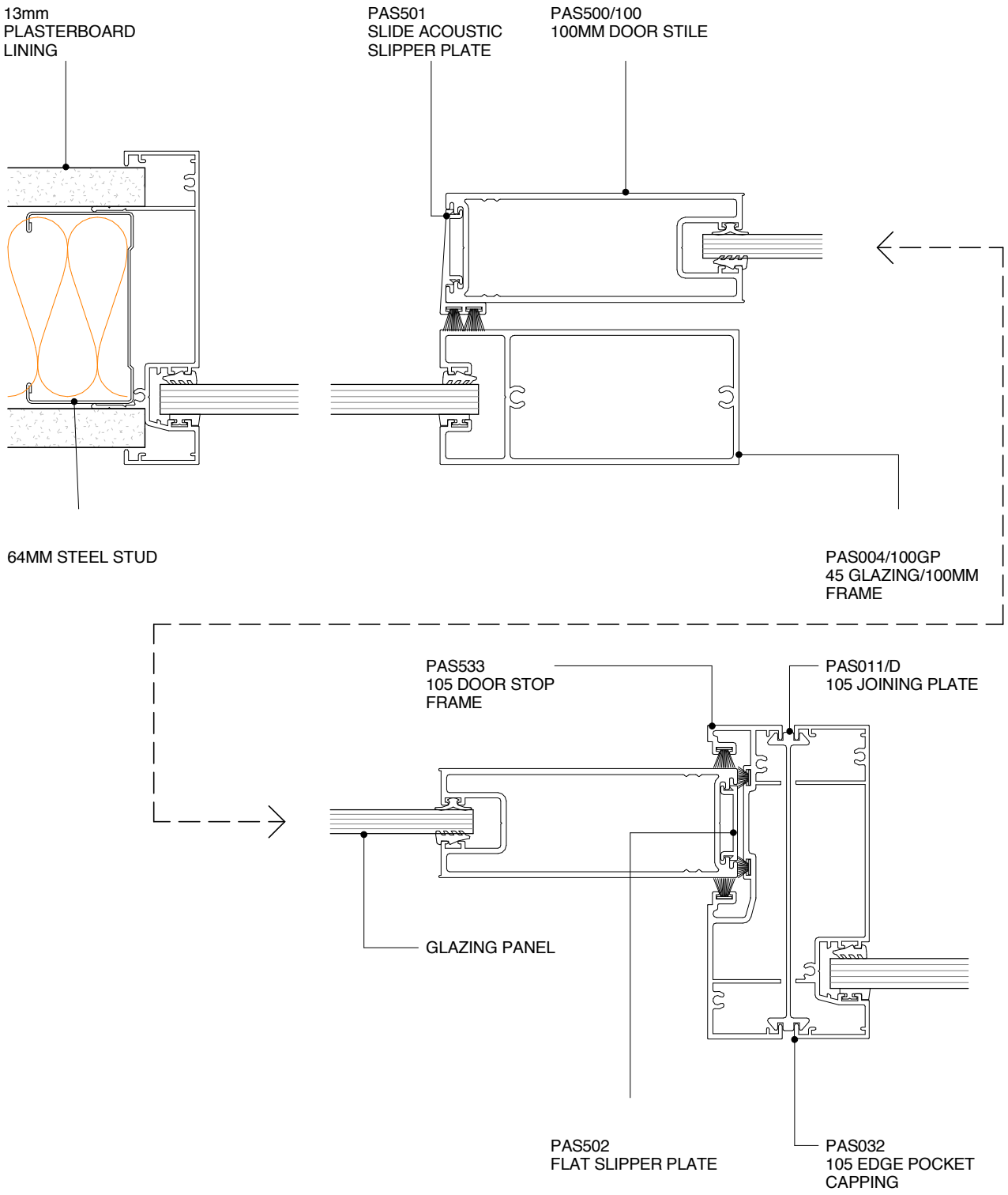

POTTER ALUMINIUM SYSTEMS
DS SERIES - 100MM SLIDERS AND SIDELIGHT
PLAN VIEW

5.8.5	1:2@A4	A 23/05/16	0800 POTTER (0800 768 837) WWW.POTTERS.CO.NZ
SHEET *(OLD REF X1.20)*	SCALE	ISSUED DATE	SUBJECT TO CHANGE WITHOUT NOTICE

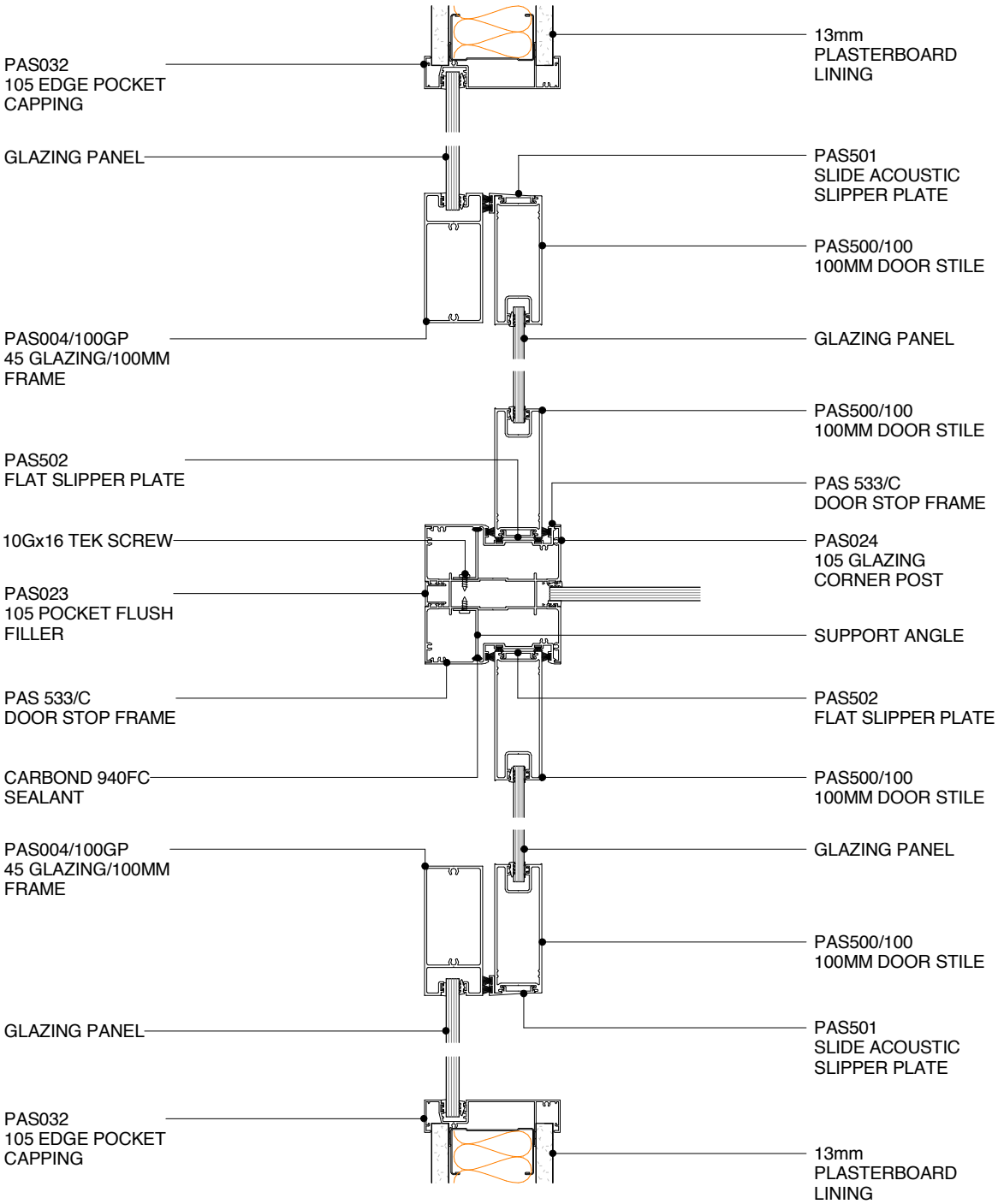

DS SERIES

POTTER ALUMINIUM SYSTEMS
DS SERIES - SLIDER - 100MM DOOR TO CORNER POST
PLAN VIEW

5.8.6	1:5@A4	A 23/05/16	0800 POTTER (0800 768 837) WWW.POTTERS.CO.NZ
SHEET *(OLD REF X1.25)*	SCALE	ISSUED DATE	SUBJECT TO CHANGE WITHOUT NOTICE

CSR

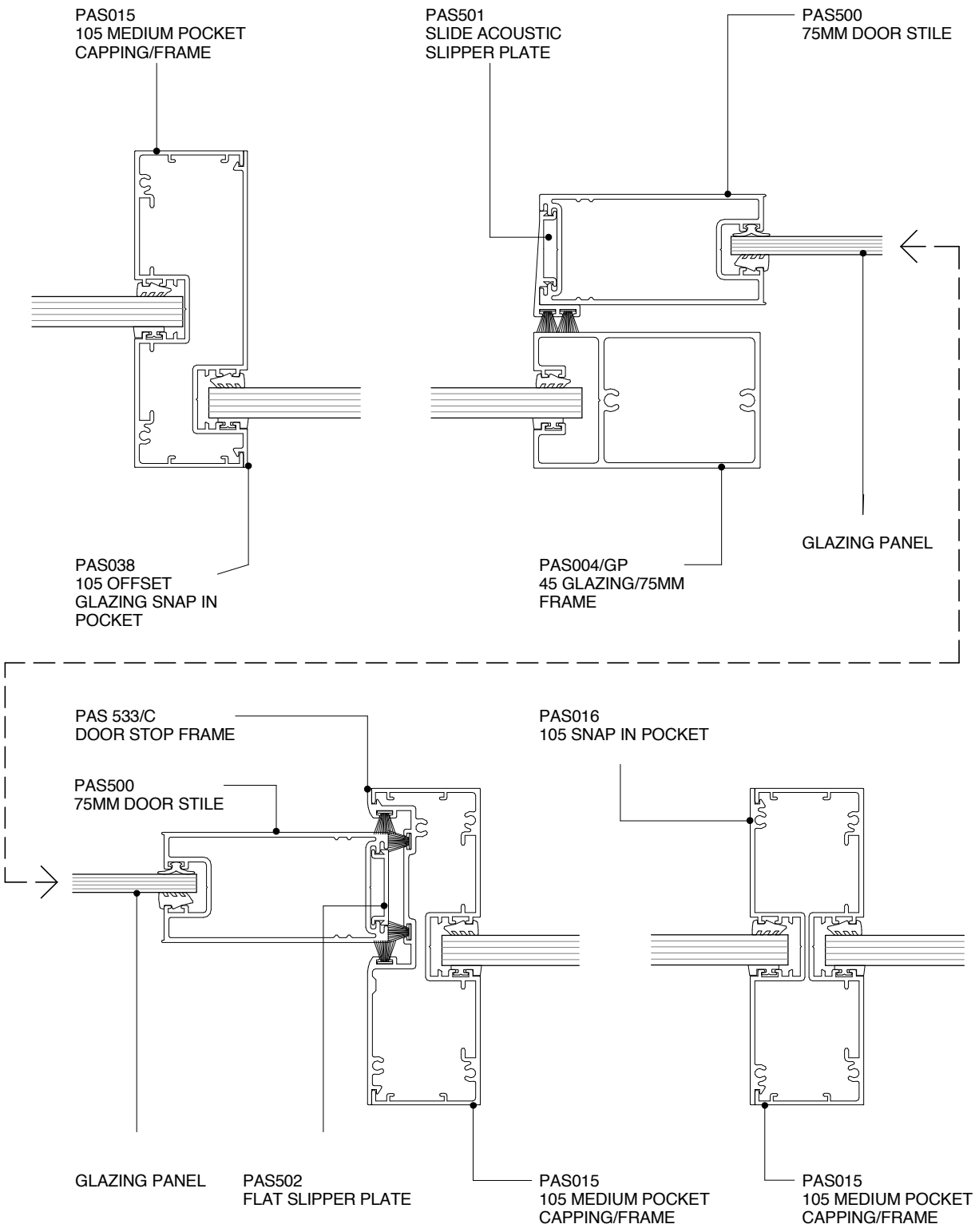

POTTER ALUMINIUM SYSTEMS
DS SERIES - 75MM SLIDER WITH OFF SET GLAZING & A105 MULLIONS
PLAN VIEW

5.8.7	1:2@A4	A 23/05/16	0800 POTTER (0800 768 837) WWW.POTTERS.CO.NZ
SHEET *(OLD REF X1.28)*	SCALE	ISSUED DATE	SUBJECT TO CHANGE WITHOUT NOTICE

CSR

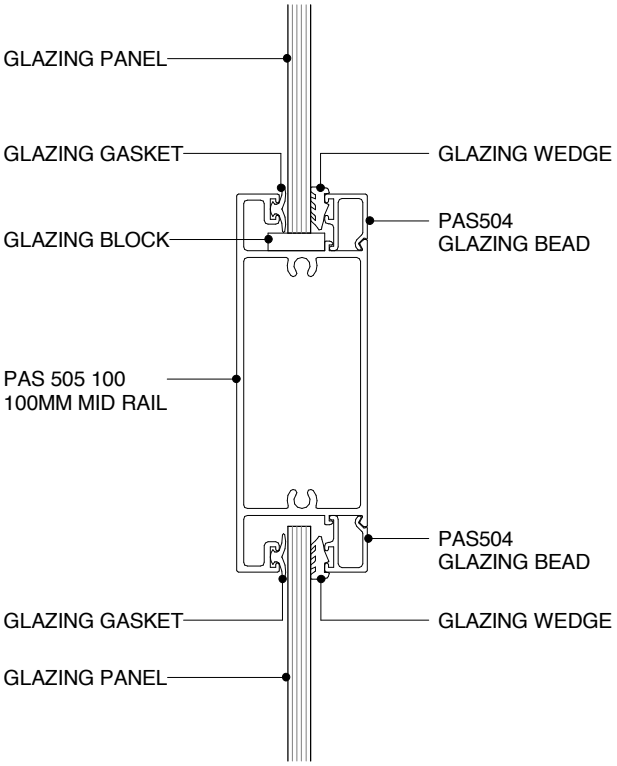

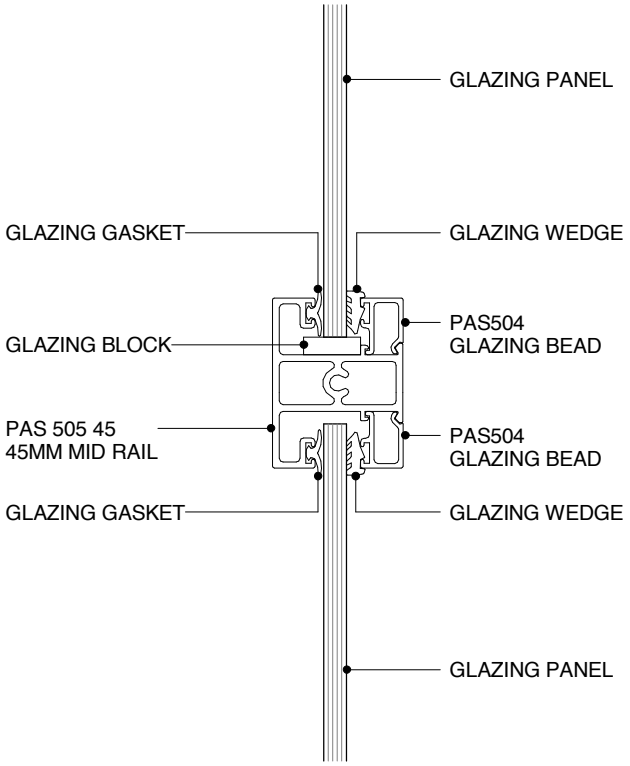

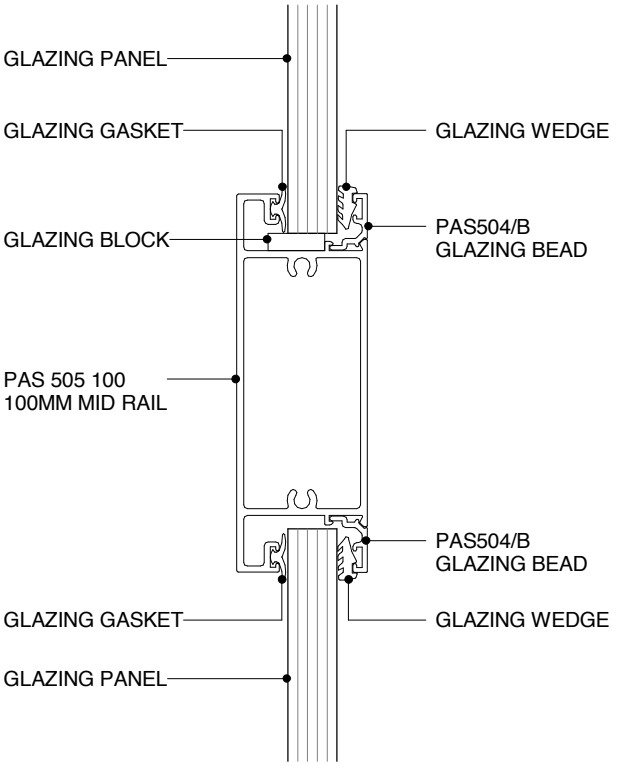

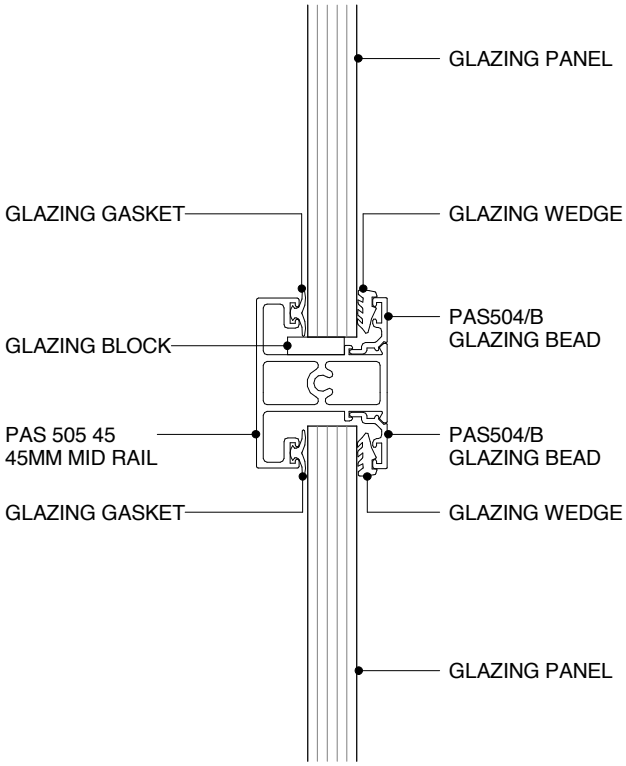

POTTER ALUMINIUM SYSTEMS
DS SERIES - 100MM AND 45MM MID RAILS
CROSS SECTION

5.8.8	1:2@A4	A 23/05/16	0800 POTTER (0800 768 837) WWW.POTTERS.CO.NZ
SHEET *(OLD REF X1.35)*	SCALE	ISSUED DATE	SUBJECT TO CHANGE WITHOUT NOTICE

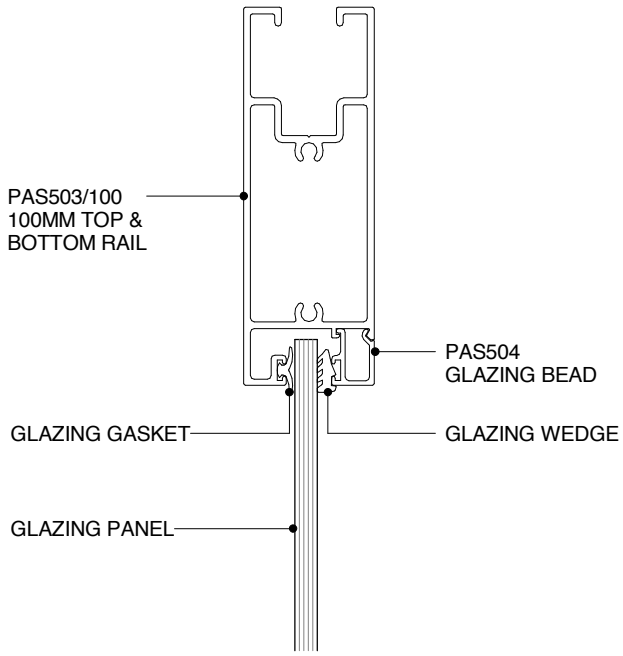

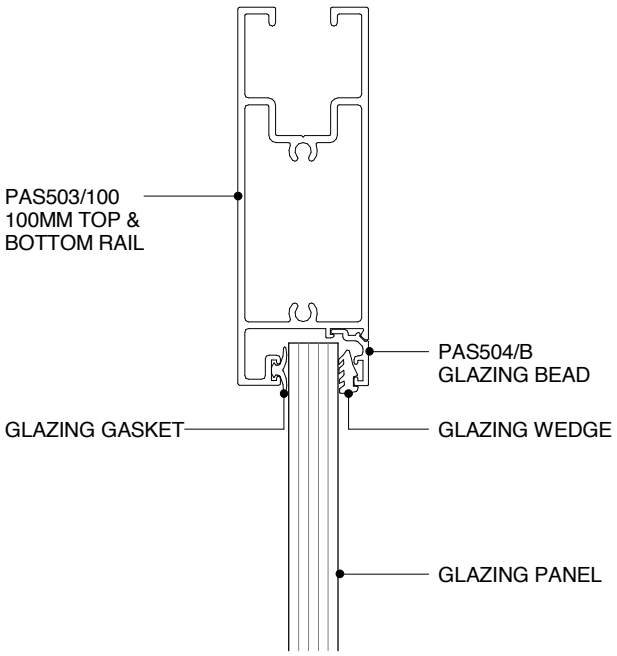

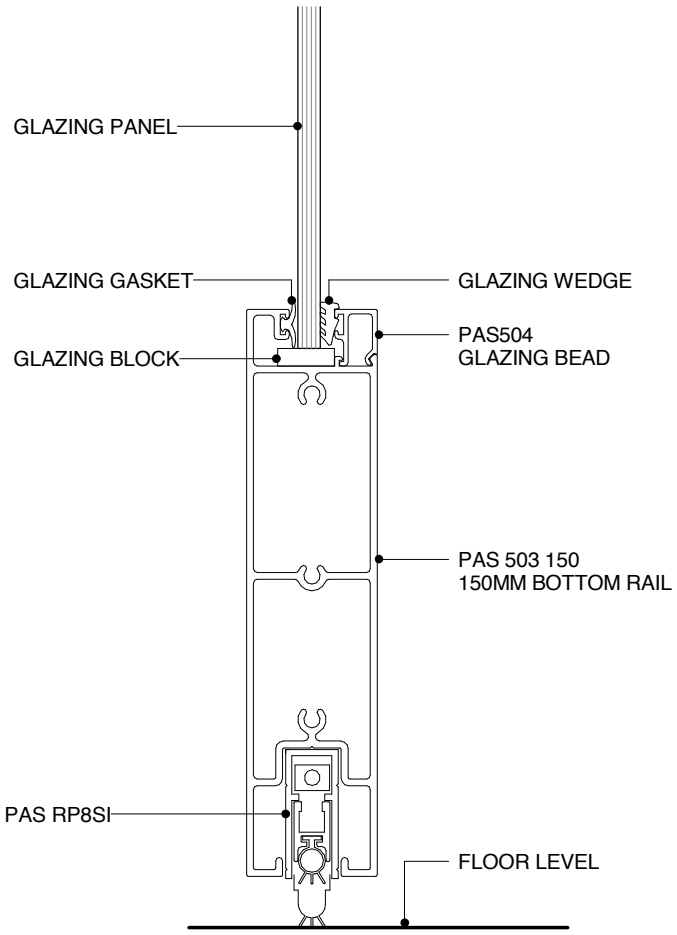

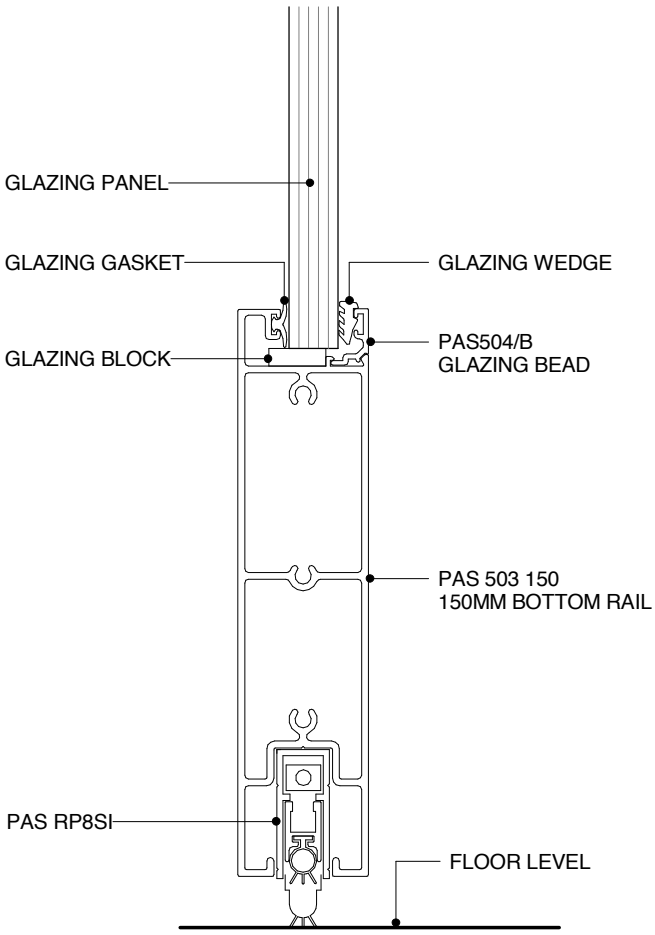

POTTER ALUMINIUM SYSTEMS
DS SERIES - 150MM BOTTOM RAIL WITH RP8SI DOOR SEAL
CROSS SECTION

5.8.9	1:2@A4	A 23/05/16	0800 POTTER (0800 768 837) WWW.POTTERS.CO.NZ
SHEET *(OLD REF X1.36)*	SCALE	ISSUED DATE	SUBJECT TO CHANGE WITHOUT NOTICE

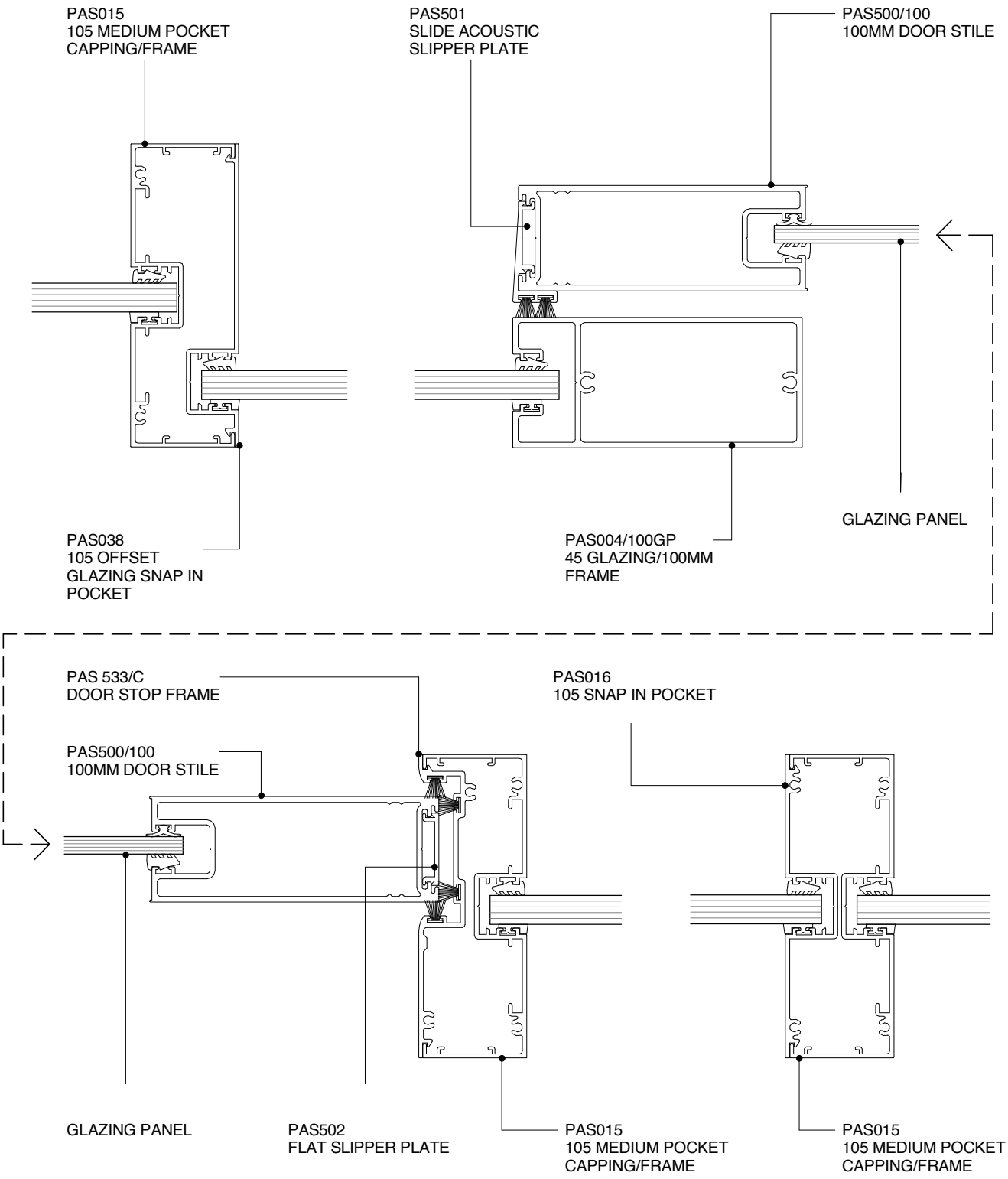

POTTER ALUMINIUM SYSTEMS
DS SERIES - 100MM SLIDER WITH OFF SET GLAZING & A105 MULLIONS
PLAN VIEW

5.9.4	1:2@A4	A 23/05/16	0800 POTTER (0800 768 837) WWW.POTTERS.CO.NZ
SHEET *(OLD REF X1.29)*	SCALE	ISSUED DATE	SUBJECT TO CHANGE WITHOUT NOTICE

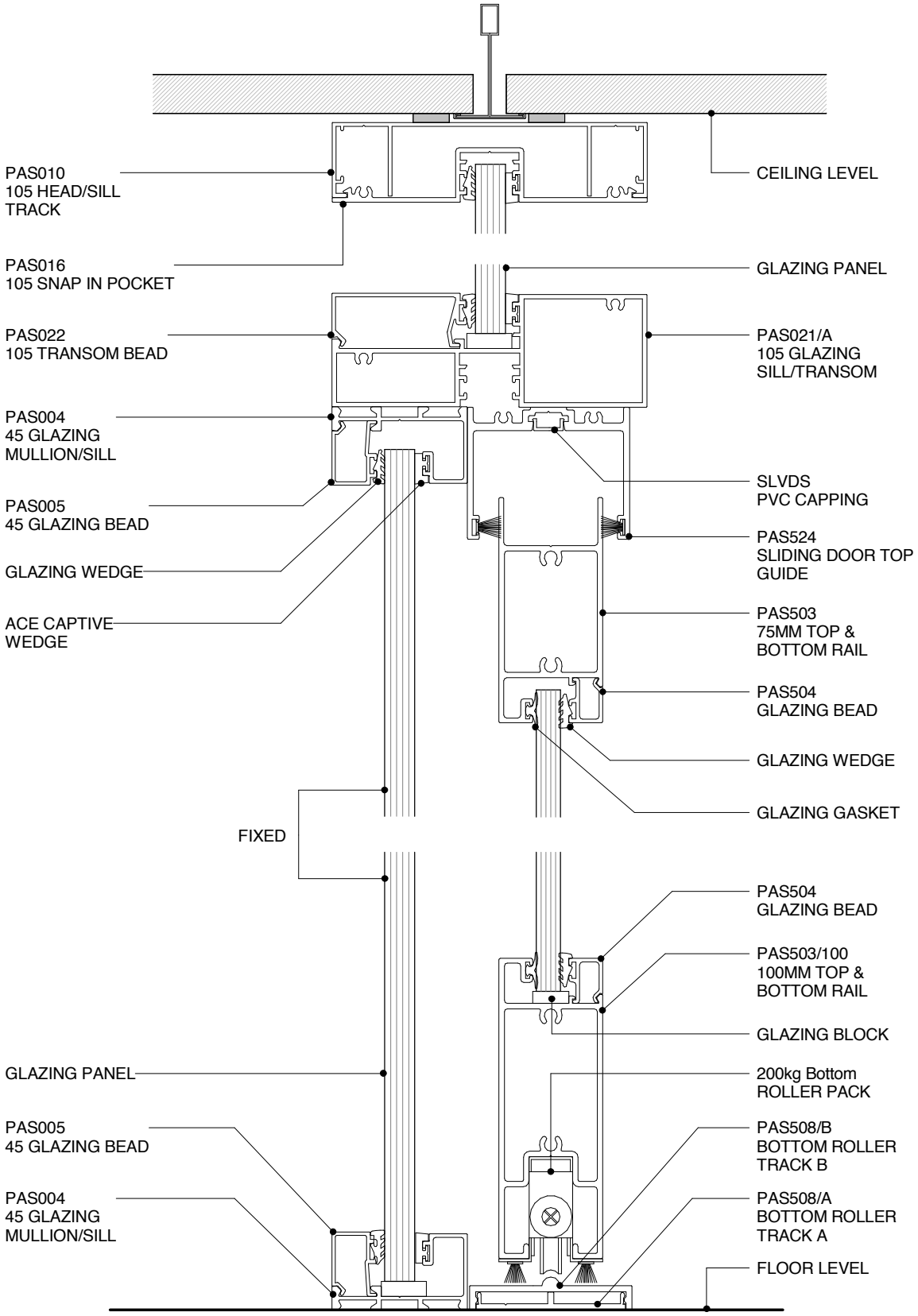

DS SERIES

POTTER ALUMINIUM SYSTEMS
DS SERIES - BOTTOM ROLLER DOOR WITH A105 TRANSOM
CROSS SECTION

5.9.5	1:2@A4	A 23/05/16	0800 POTTER (0800 768 837) WWW.POTTERS.CO.NZ
SHEET *(OLD REF X1.30)*	SCALE	ISSUED DATE	SUBJECT TO CHANGE WITHOUT NOTICE

CSR

DF SERIES 105 + 132

SUITE OVERVIEW

DF Series has been designed to help with exposed full height aluminium partitions in the modern office designs which tend not to have a traditional panel ceiling. The designs help with live loads and can be set at +/- 25mm deflection.

The DF Series can also be used as a base build wall starter which will allow movement between existing structures and internal partitions. The DF Series 105 uses a 64mm steel stud and DF Series 132 comes in 92mm steel stud variant.

TECHNICAL SERVICES + SPECIFICATION

Technical advice is available from our experienced team. Please see our company information page for your closest team, or email specsupport@potters.co.nz

The Potter Interior Systems product catalogue is hosted on www.potters.co.nz, EBOSS website www.eboss.co.nz and Productspec website www.productspec.co.nz

CAD details are either individual components or fully assembled details for convenient transfer to specifiers drawings.
The file formats available for download are .DWG, .DXF, .DWF, .PDF and Autodesk Revit .RVT

Specifcations are also available online with Masterspec branded section 5211PP POTTER ALUMINIUM INTERNAL PARTITIONS from the following resources.

www.potters.co.nz
www.eboss.co.nz
www.masterspec.co.nz
www.productspec.co.nz

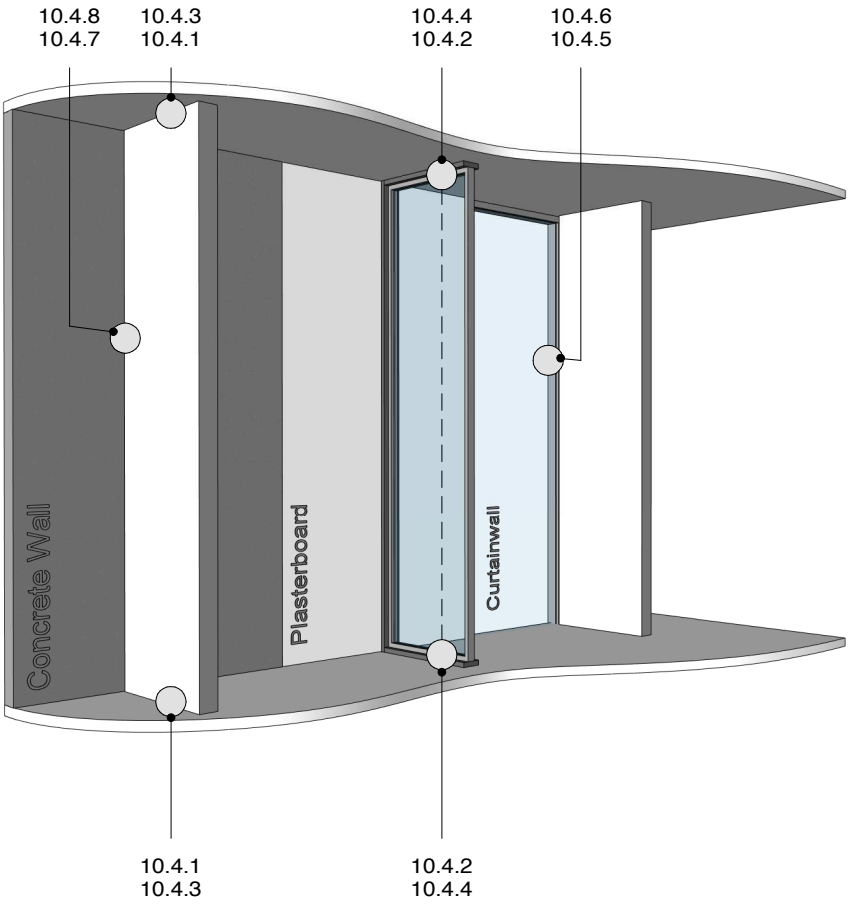
10.4.8
10.4.7
10.4.3
10.4.1
10.4.4
10.4.2
10.4.6
10.4.5
Concrete Wall
Plasterboard
Curtainwall
10.4.1
10.4.3
10.4.2
10.4.4

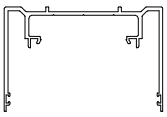

PAS025
105 DEFLECTION TRACK

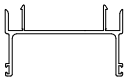

PAS026
105 DEFLECTION TRACK ADAPTOR



PAS027
105 DEFLECTION CHANNEL

PAS325
132 DEFLECTION TRACK



PAS326
132 DEFLECTION TRACK ADAPTOR



PAS327
132 DEFLECTION CHANNEL

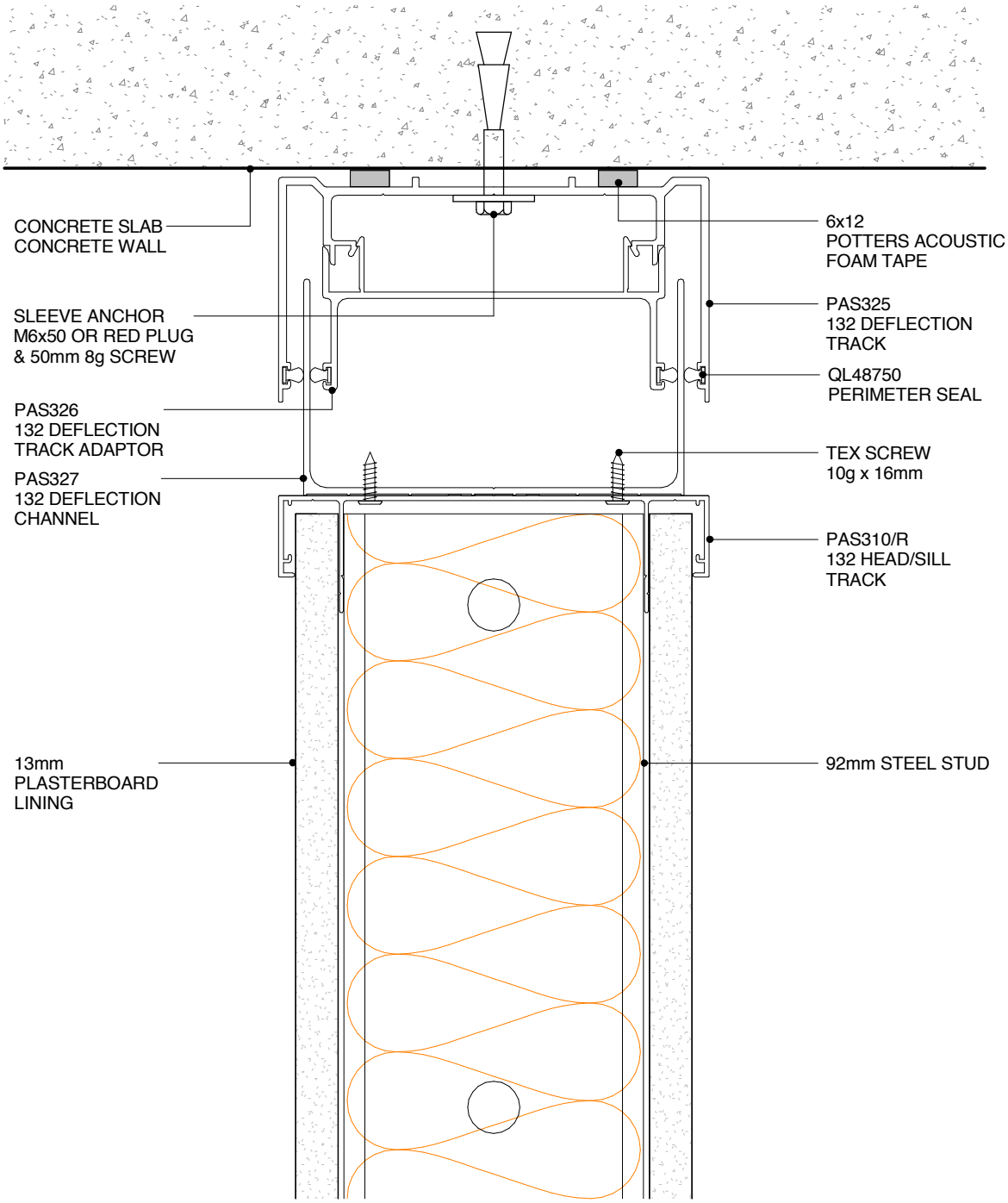

POTTER ALUMINIUM SYSTEMS
DF SERIES 132 - 92MM +/- 25MM DEFLECTION STEEL STUD WALL
CROSS SECTION

10.4.1	1:2@A4	A 23/05/16	0800 POTTER (0800 768 837) WWW.POTTERS.CO.NZ
SHEET *(OLD REF X1.37)*	SCALE	ISSUED DATE	SUBJECT TO CHANGE WITHOUT NOTICE

CSR

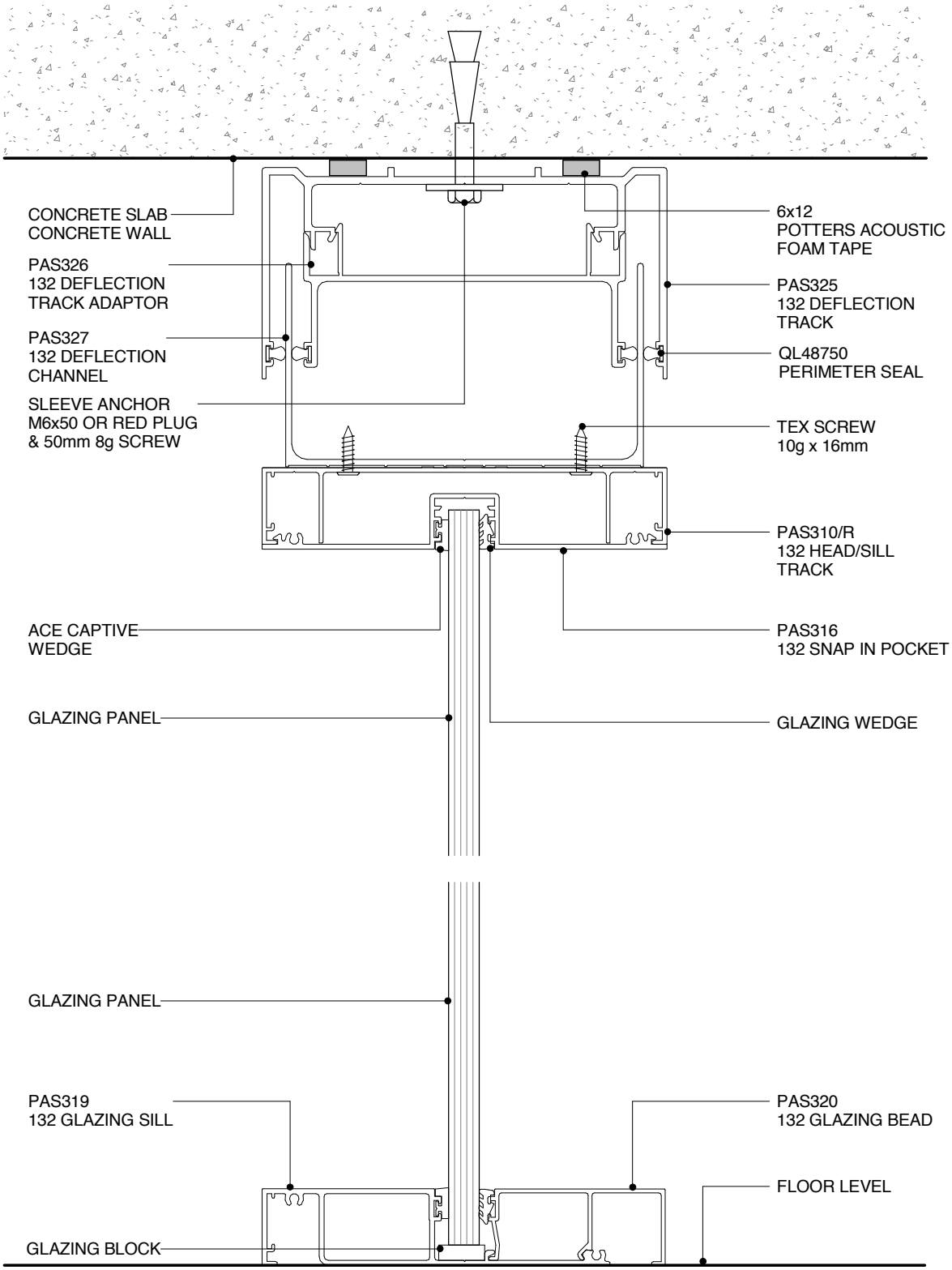

POTTER ALUMINIUM SYSTEMS
DF SERIES 132 - 92MM +/- 25MM DEFLECTION GLAZING
CROSS SECTION

10.4.2	1:2@A4	A 23/05/16	0800 POTTER (0800 768 837) WWW.POTTERS.CO.NZ
SHEET *(OLD REF X1.38)*	SCALE	ISSUED DATE	SUBJECT TO CHANGE WITHOUT NOTICE

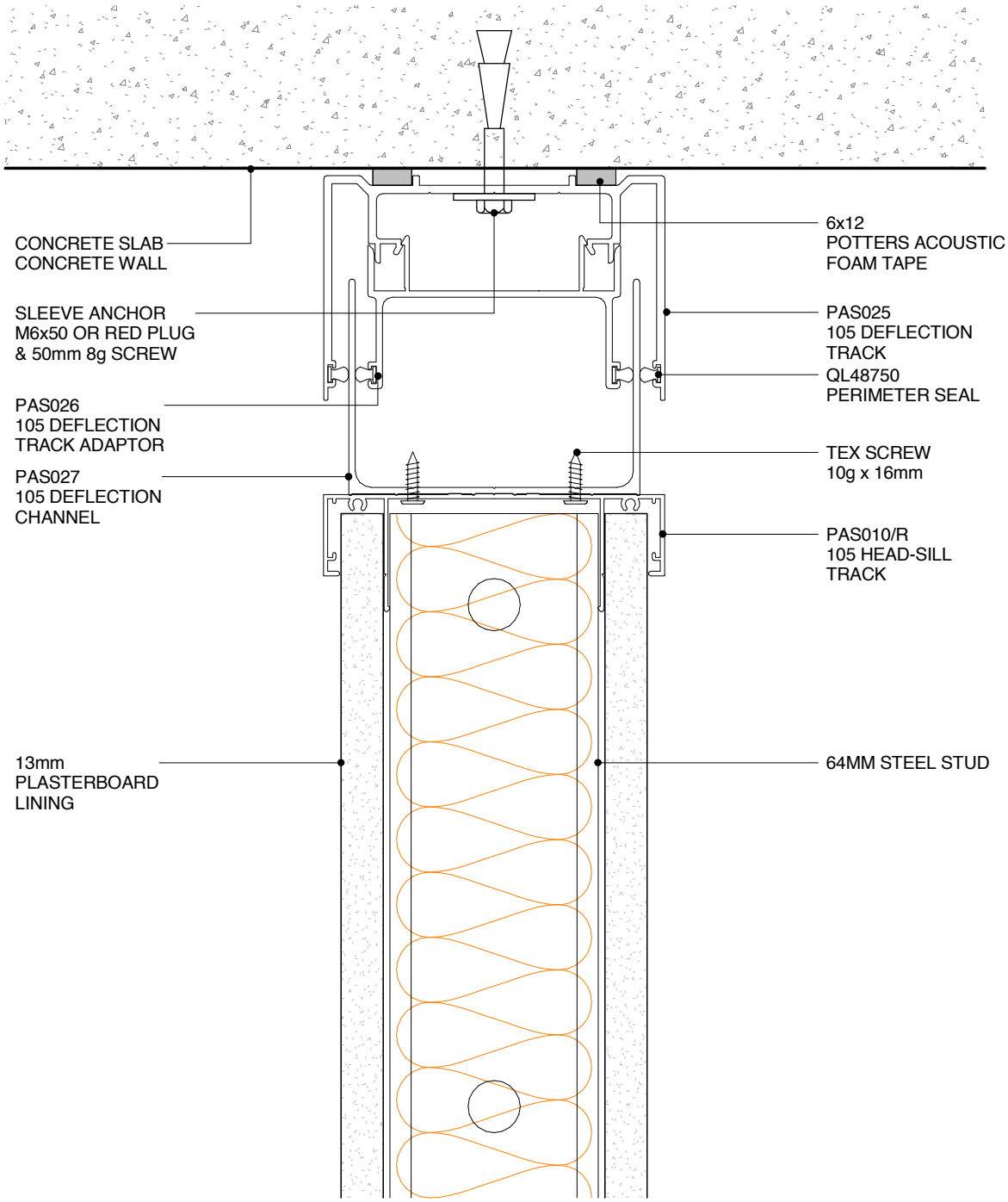

POTTER ALUMINIUM SYSTEMS
DF SERIES 105 - 64MM +/- 25MM DEFLECTION STEEL STUD WALL
CROSS SECTION

10.4.3	1:2@A4	A 23/05/16	0800 POTTER (0800 768 837) WWW.POTTERS.CO.NZ
SHEET *(OLD REF X1.39)*	SCALE	ISSUED DATE	SUBJECT TO CHANGE WITHOUT NOTICE

CSR

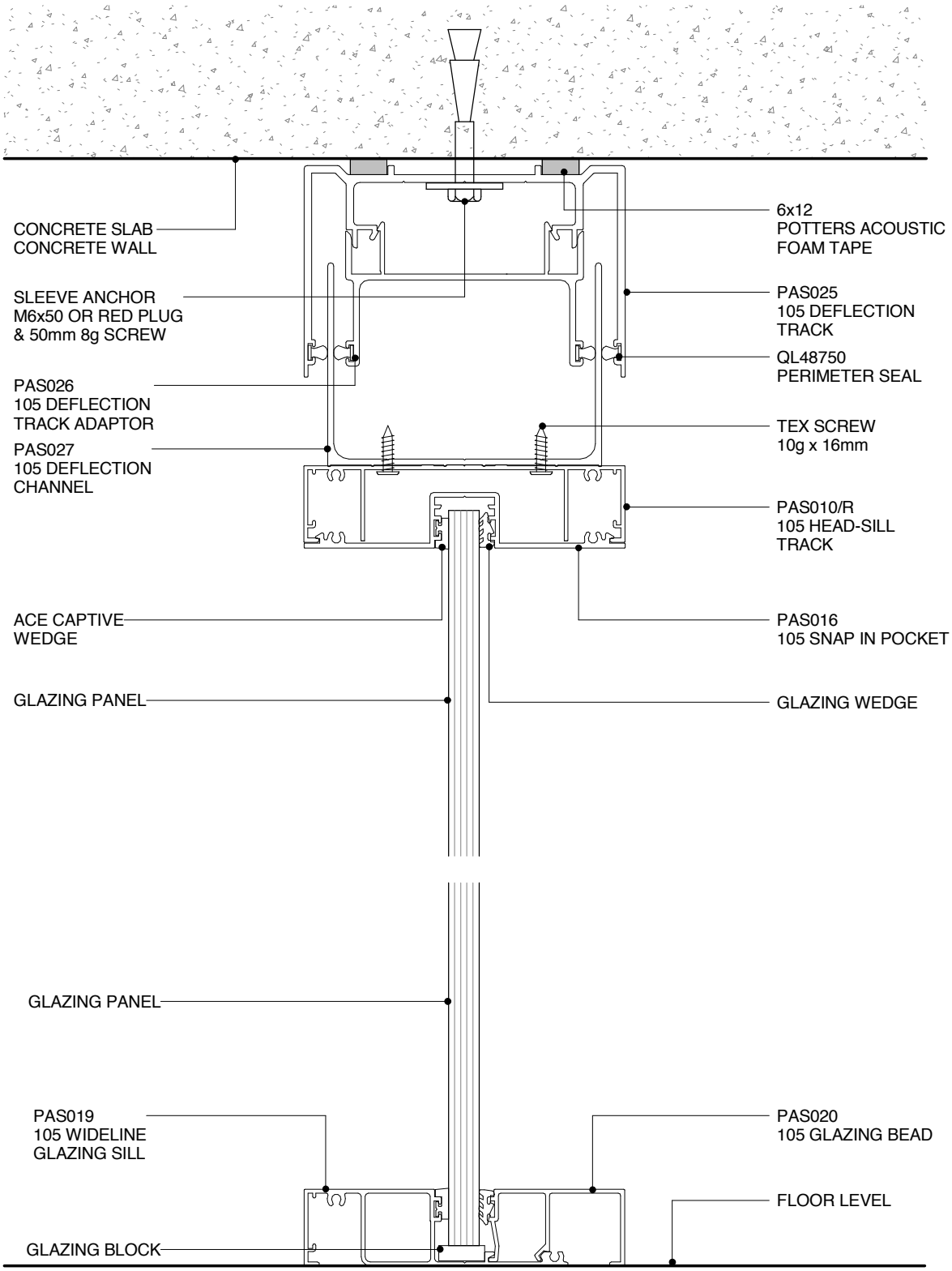

POTTER ALUMINIUM SYSTEMS
DF SERIES 105 - 64MM +/- 25MM DEFLECTION GLAZING
CROSS SECTION

10.4.4	1:2@A4	A 23/05/16	0800 POTTER (0800 768 837) WWW.POTTERS.CO.NZ
SHEET *(OLD REF X1.40)*	SCALE	ISSUED DATE	SUBJECT TO CHANGE WITHOUT NOTICE

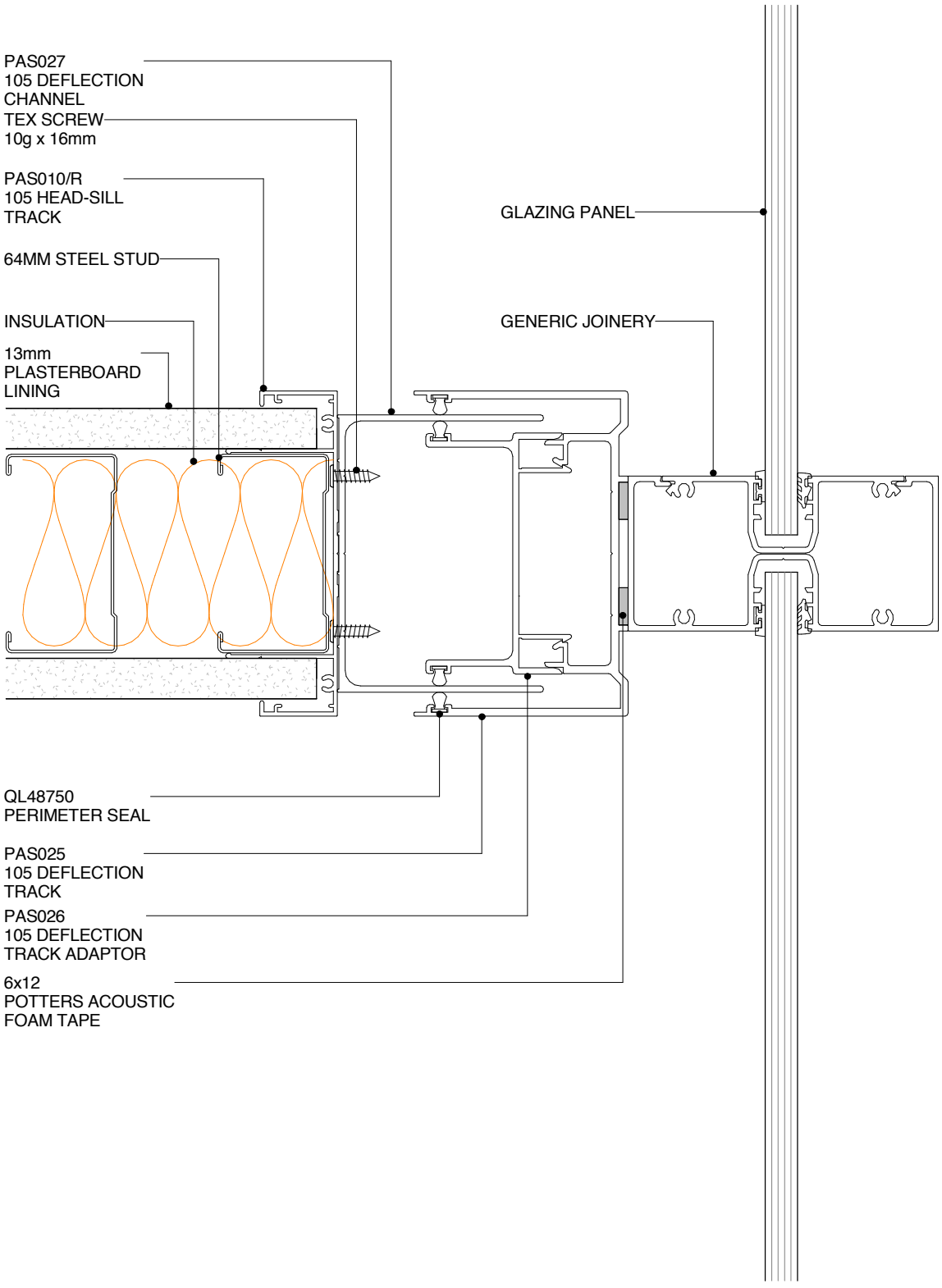

POTTER ALUMINIUM SYSTEMS
DF SERIES 105 - 64MM +/- 25mm DEFLECTION 64mm STEEL STUD
PLAN VIEW

10.4.5	1:2@A4	A 23/05/16	0800 POTTER (0800 768 837) WWW.POTTERS.CO.NZ
SHEET *(OLD REF X1.49)*	SCALE	ISSUED DATE	SUBJECT TO CHANGE WITHOUT NOTICE

CSR

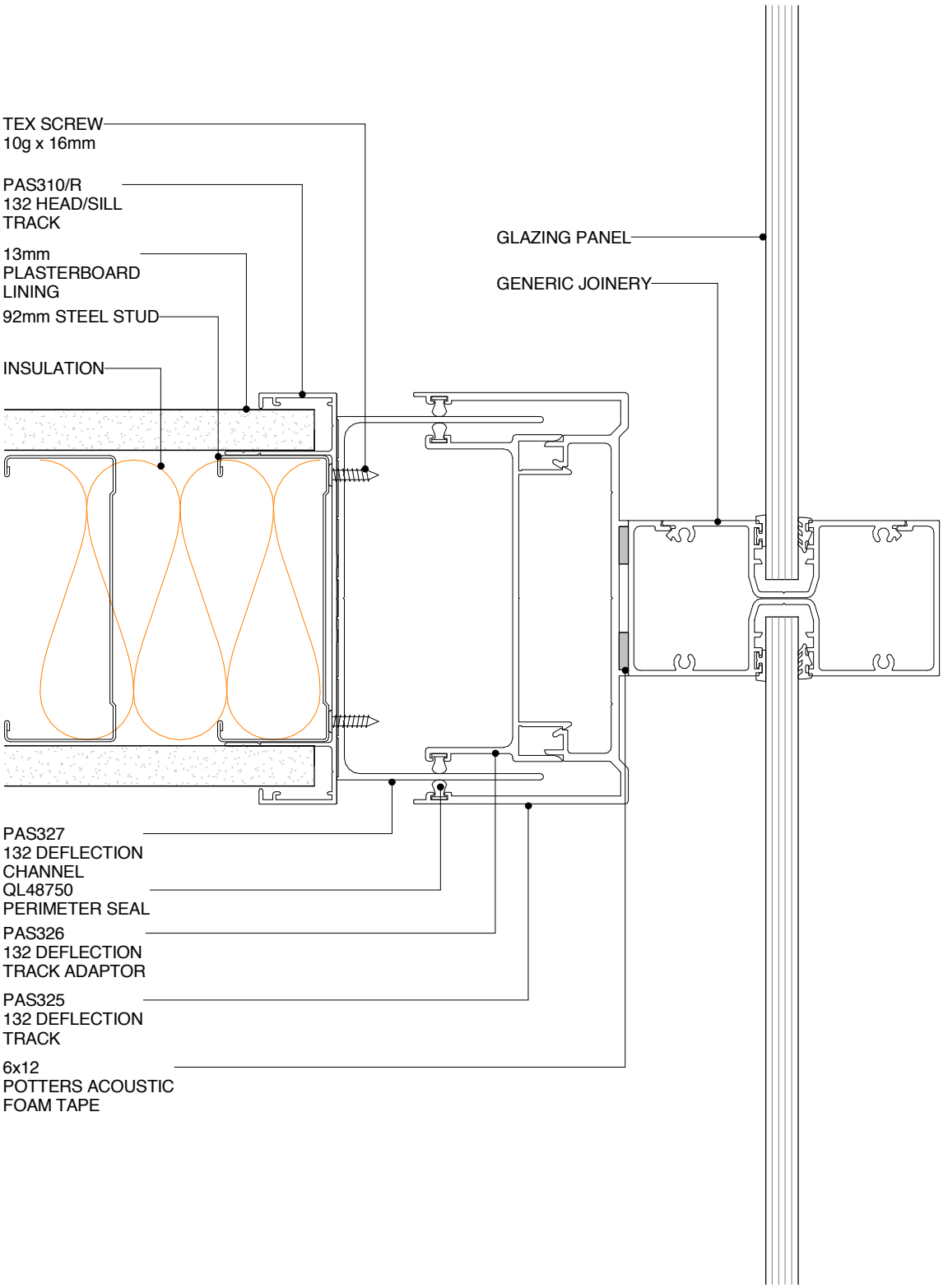

POTTER ALUMINIUM SYSTEMS
DF SERIES 132 - 92MM +/- 25mm DEFLECTION 92mm STEEL STUD
PLAN VIEW

10.4.6	1:2@A4	A 23/05/16	0800 POTTER (0800 768 837) WWW.POTTERS.CO.NZ
SHEET *(OLD REF X1.50)*	SCALE	ISSUED DATE	SUBJECT TO CHANGE WITHOUT NOTICE

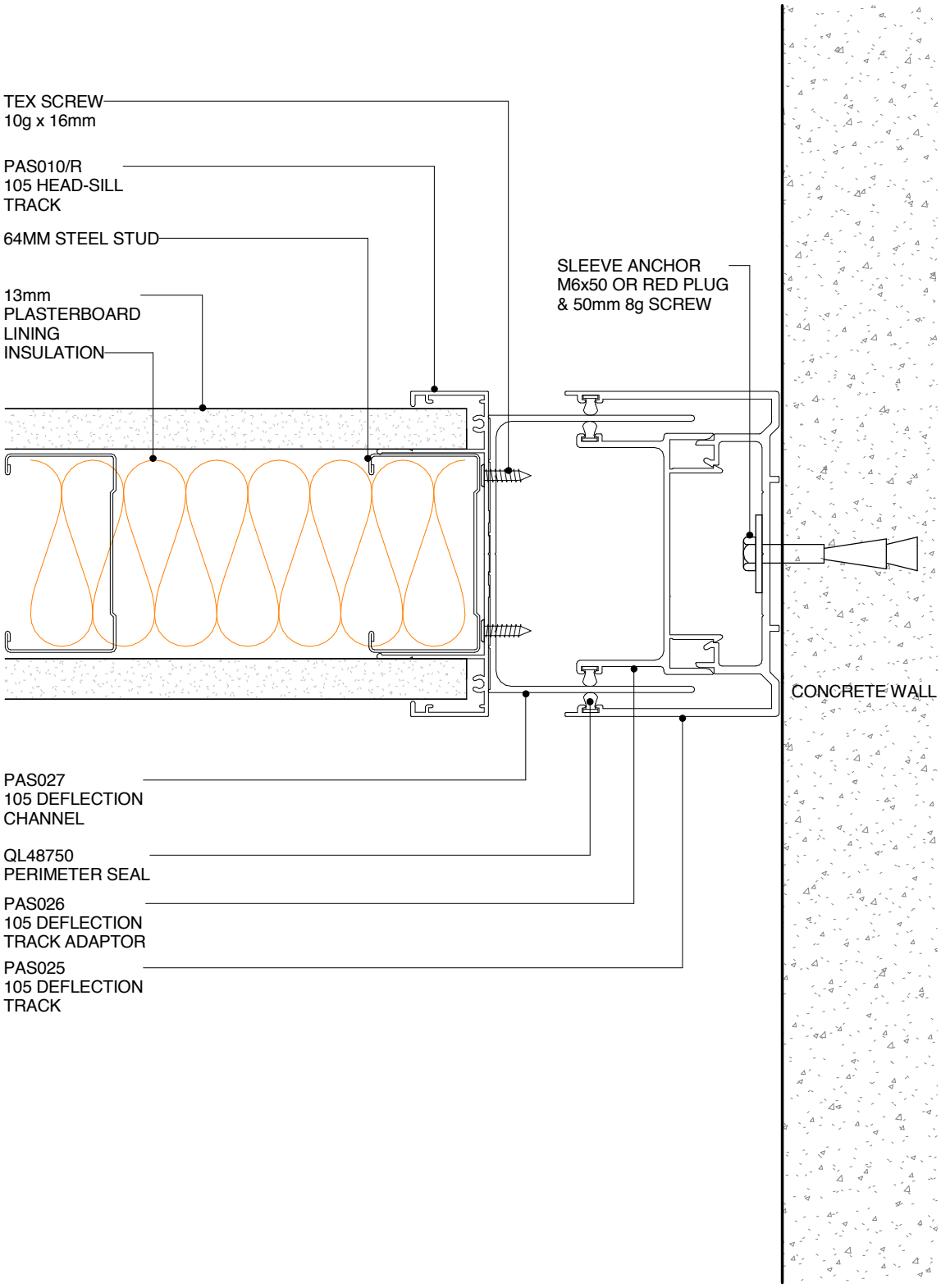

POTTER ALUMINIUM SYSTEMS
DF SERIES 105 - 64MM +/- 25mm DEFLECTION 64mm STEEL STUD
PLAN VIEW

10.4.7	1:2@A4	A 23/05/16	0800 POTTER (0800 768 837) WWW.POTTERS.CO.NZ
SHEET *(OLD REF X1.51)*	SCALE	ISSUED DATE	SUBJECT TO CHANGE WITHOUT NOTICE

CSR

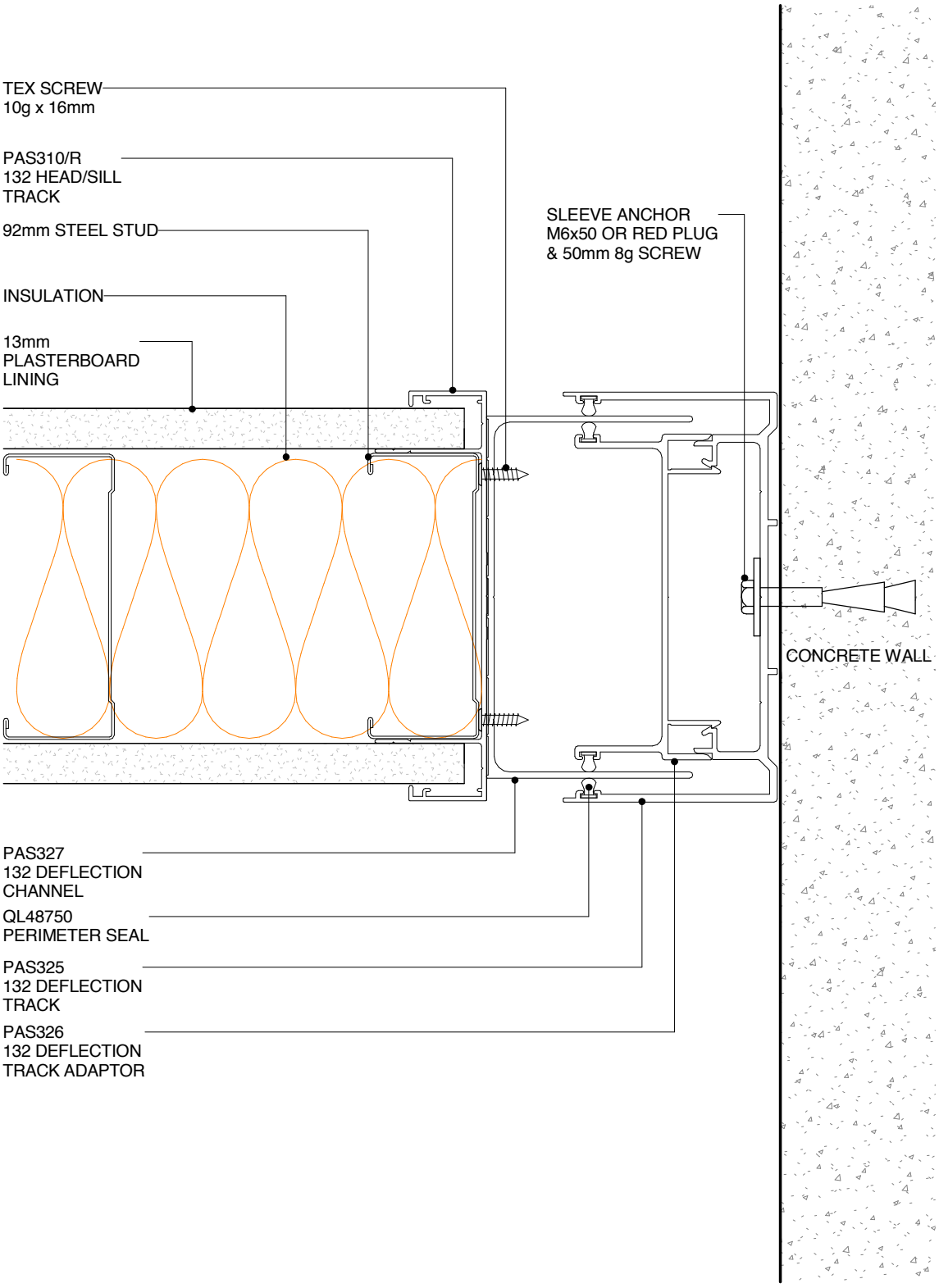

POTTER ALUMINIUM SYSTEMS
DF SERIES 132 - 92MM +/- 25mm DEFLECTION 92mm STEEL STUD
PLAN VIEW

10.4.8	1:2@A4	A 23/05/16	0800 POTTER (0800 768 837) WWW.POTTERS.CO.NZ
SHEET *(OLD REF X1.52)*	SCALE	ISSUED DATE	SUBJECT TO CHANGE WITHOUT NOTICE

8.1 T SERIES

SUITE OVERVIEW

The T Series is a collection of aluminium profiles designed to allow a designer to integrate cable trunking into internal partition walls. Potters aluminium cable trunking has been specfically designed for the installation and use of CAT6 cabling. When installed back-to-back, it can be used to form the base of a 92mm wall – a width that integrates perfectly with other Potter aluminium systems.

TECHNICAL SERVICES + SPECIFICATION

Technical advice is available from our experienced team. Please see our company information page for your closest team, or email specsupport@potters.co.nz

The Potter Interior Systems product catalogue is hosted on www.potters.co.nz, EBOSS website www.eboss.co.nz and Productspec website www.productspec.co.nz

CAD details are either individual components or fully assembled details for convenient transfer to specifiers drawings.
The file formats available for download are .DWG, .DXF, .DWF, .PDF and Autodesk Revit .RVT

Specifcations are also available online with Masterspec branded section 5211PP POTTER ALUMINIUM INTERNAL PARTITIONS from the following resources.

www.potters.co.nz
www.eboss.co.nz
www.masterspec.co.nz
www.productspec.co.nz

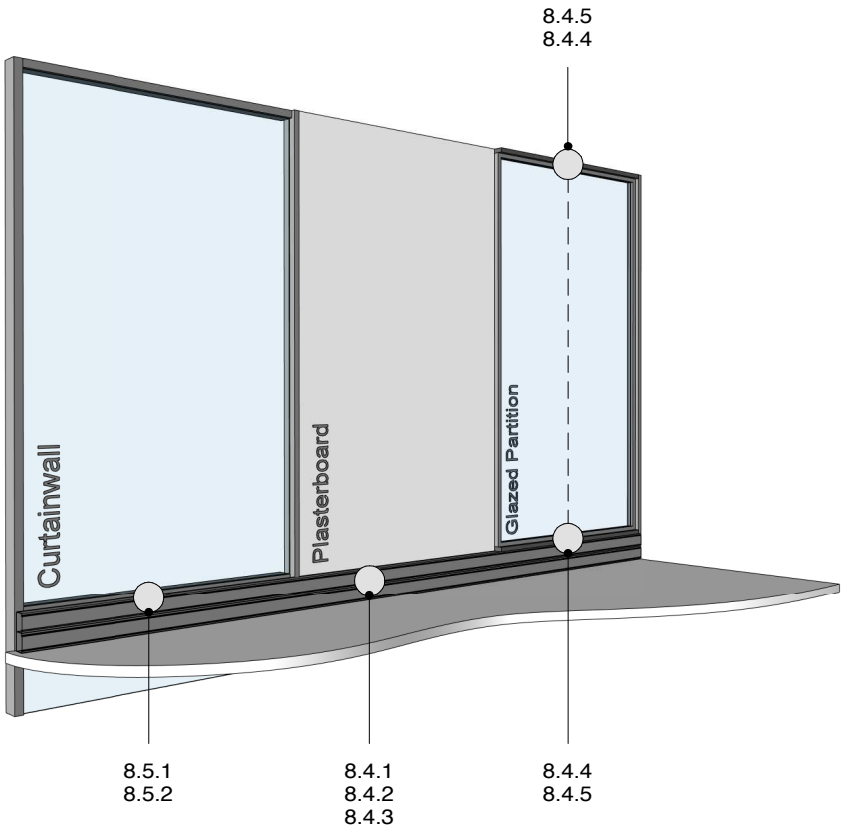

T SERIES

POTTER ALUMINIUM SYSTEMS
T SERIES DETAIL REFERENCES

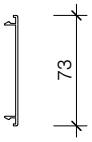

PAS 800
CAT6 TRUNKING
COVER PLATE

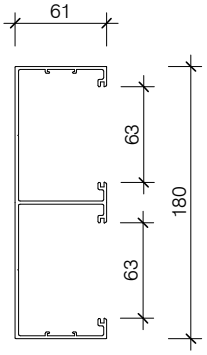

PAS 802
CAT6 180 TRUNKING

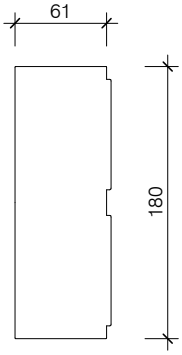

PASACC_ENDCAP802
CAT6 180 TRUNKING
END CAP

PASACC_CONNECTOR
TRUNKING
CONNECTOR

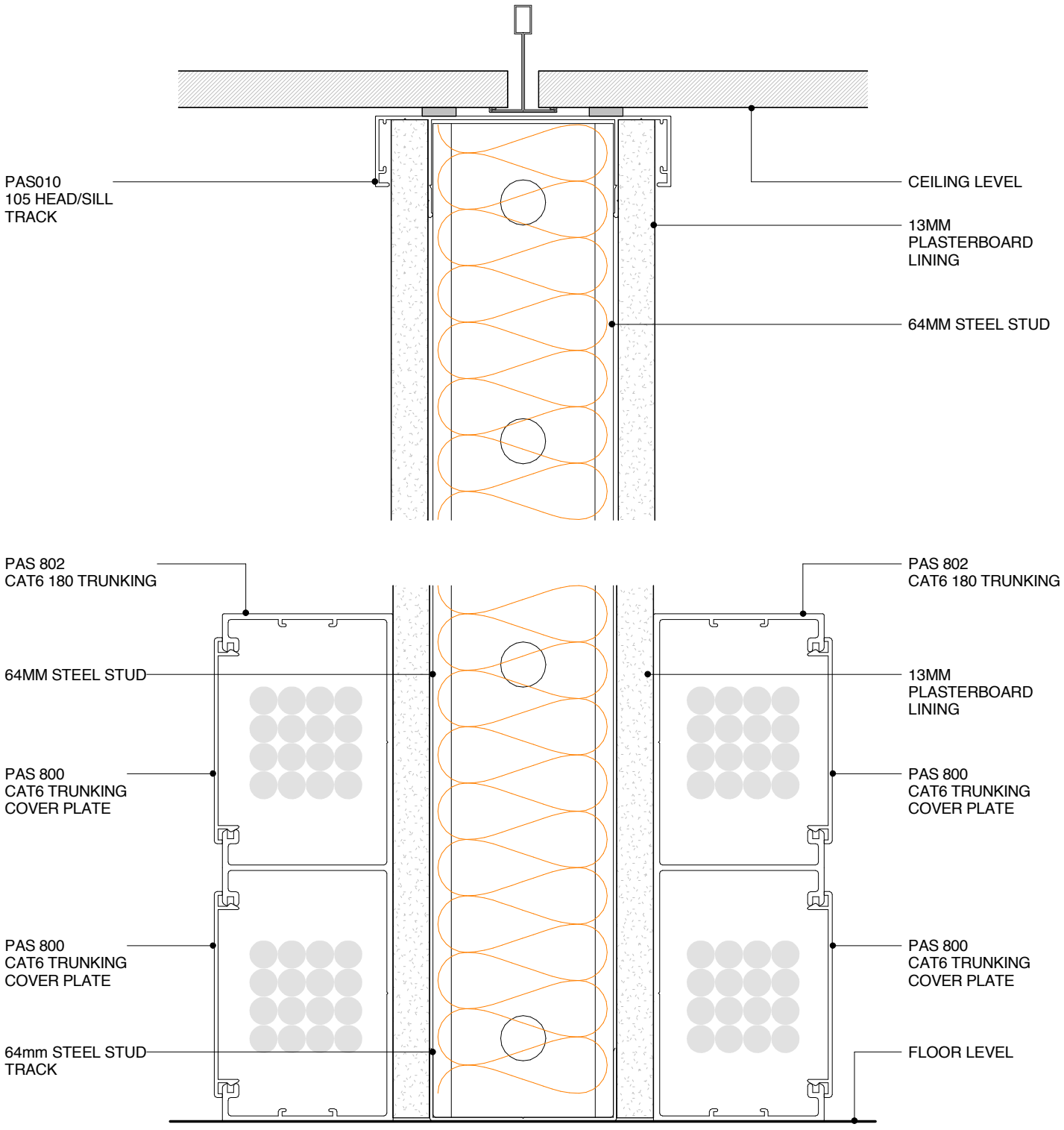

T SERIES

POTTER ALUMINIUM SYSTEMS
T SERIES CAT 6 TWO SIDED SYSTEM ON PLASTERBOARD
CROSS SECTION

8.4.1	1:2@A4	A 23/05/16	0800 POTTER (0800 768 837) WWW.POTTERS.CO.NZ
SHEET	SCALE	ISSUED DATE	SUBJECT TO CHANGE WITHOUT NOTICE

CSR

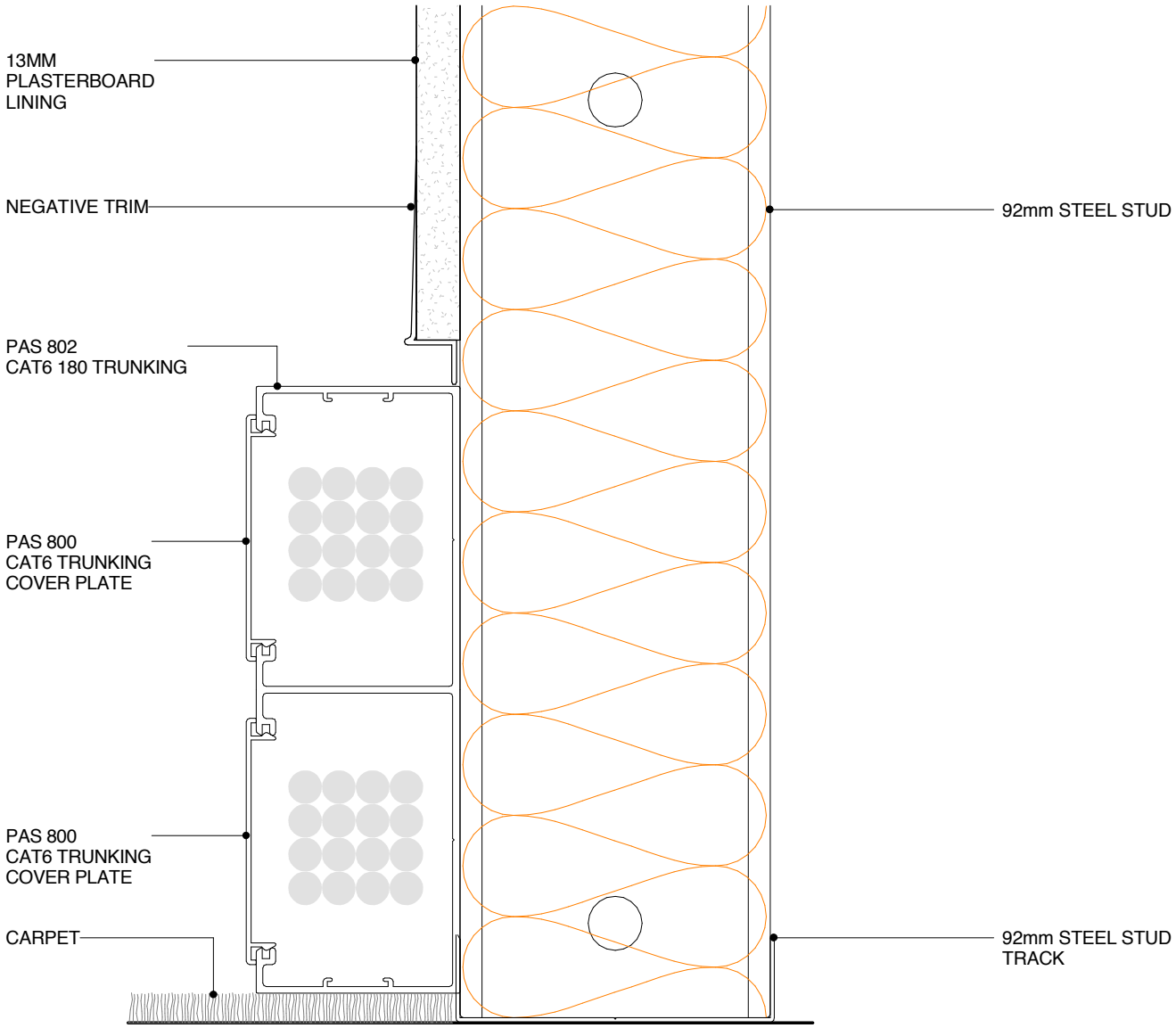

POTTER ALUMINIUM SYSTEMS
T SERIES CAT 6 ONE SIDED SYSTEM ON 92MM STEEL STUD
CROSS SECTION

8.4.2	1:2@A4	A 23/05/16	0800 POTTER (0800 768 837) WWW.POTTERS.CO.NZ
SHEET	SCALE	ISSUED DATE	SUBJECT TO CHANGE WITHOUT NOTICE

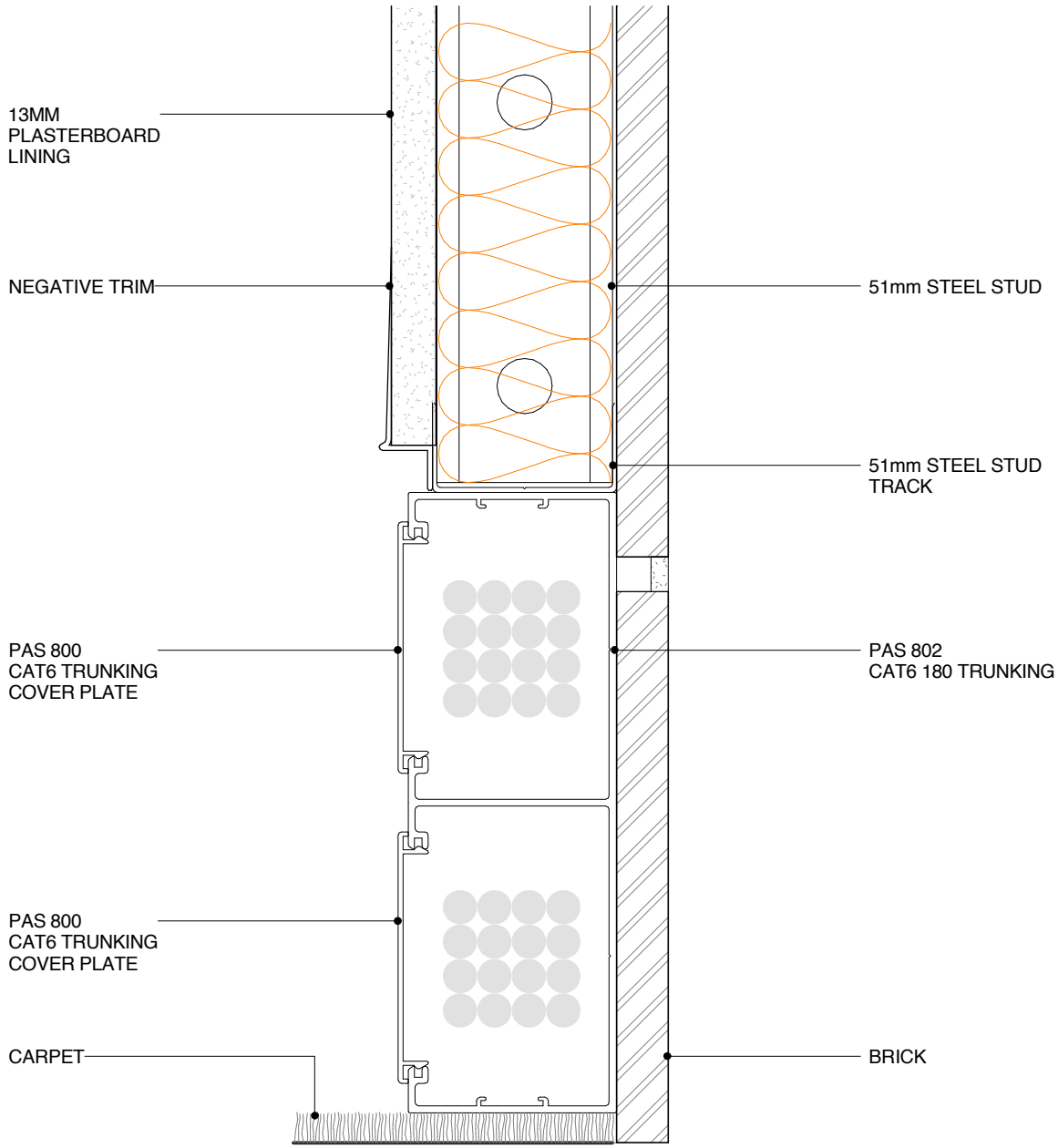

POTTER ALUMINIUM SYSTEMS
T SERIES CAT6 ONE SIDE TRUNKING ON BRICK WALL
CROSS SECTION

8.4.3	1:2@A4	A 23/05/16	0800 POTTER (0800 768 837) WWW.POTTERS.CO.NZ
SHEET	SCALE	ISSUED DATE	SUBJECT TO CHANGE WITHOUT NOTICE

CSR

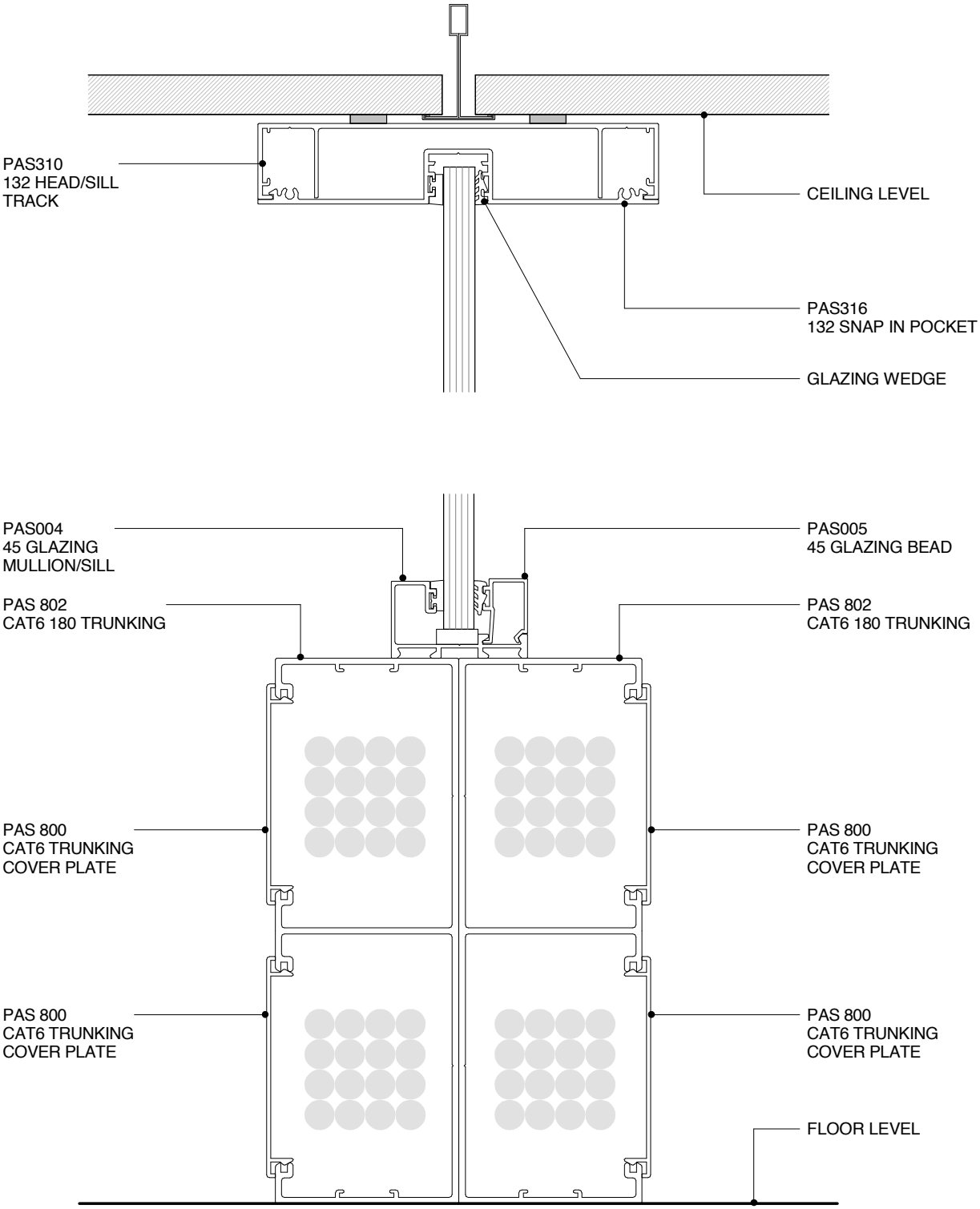

POTTER ALUMINIUM SYSTEMS
T SERIES CAT 6 TWO-SIDED SYSTEM GLAZING 45MM
CROSS SECTION

8.4.4	1:2@A4	A 23/05/16	0800 POTTER (0800 768 837) WWW.POTTERS.CO.NZ
SHEET *(OLD REF X1.47)*	SCALE	ISSUED DATE	SUBJECT TO CHANGE WITHOUT NOTICE

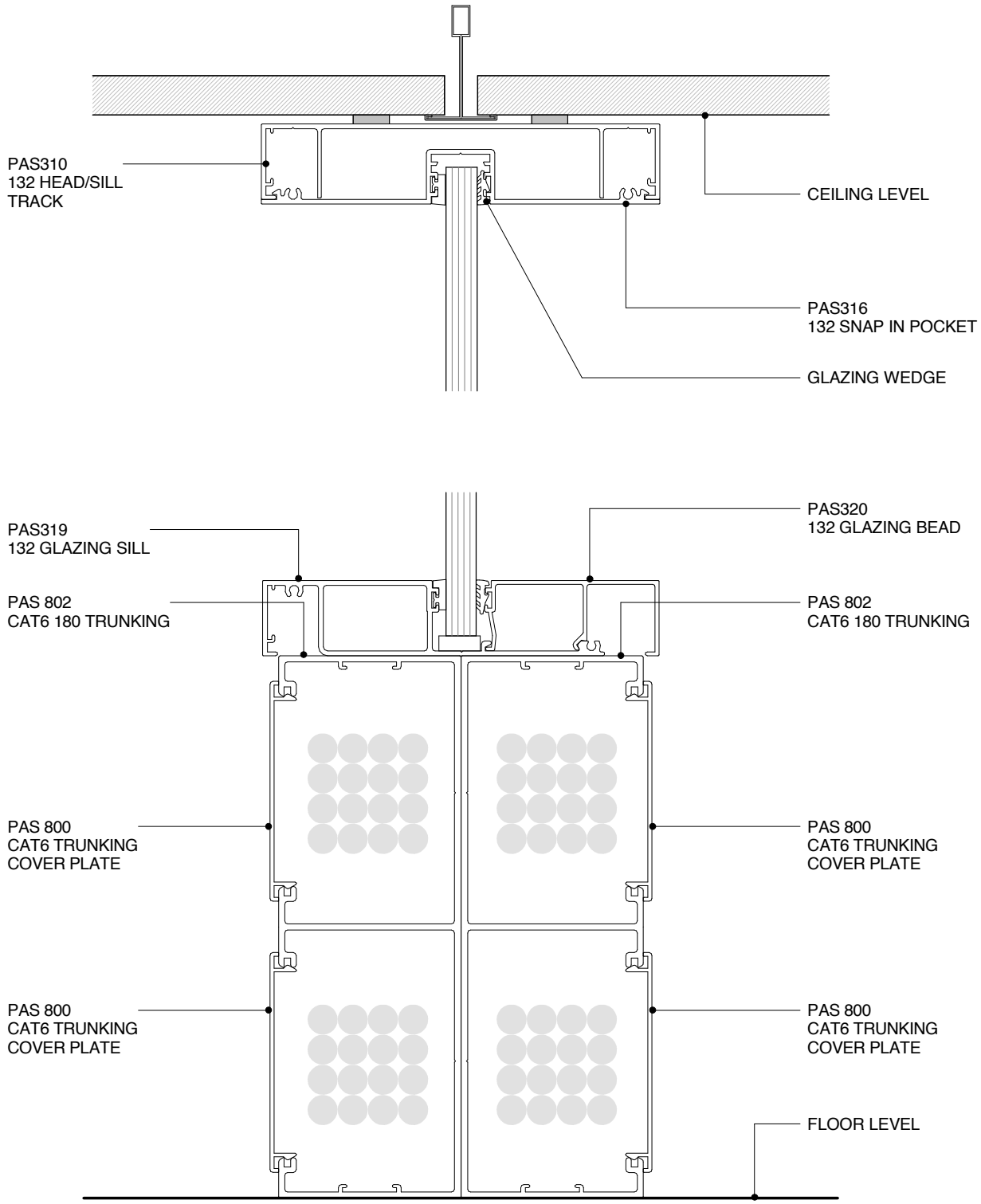

POTTER ALUMINIUM SYSTEMS
T SERIES CAT 6 TWO-SIDED SYSTEM GLAZING 132
CROSS SECTION

8.4.5	1:2@A4	A 23/05/16	0800 POTTER (0800 768 837) WWW.POTTERS.CO.NZ
SHEET *(OLD REF X1.48)*	SCALE	ISSUED DATE	SUBJECT TO CHANGE WITHOUT NOTICE

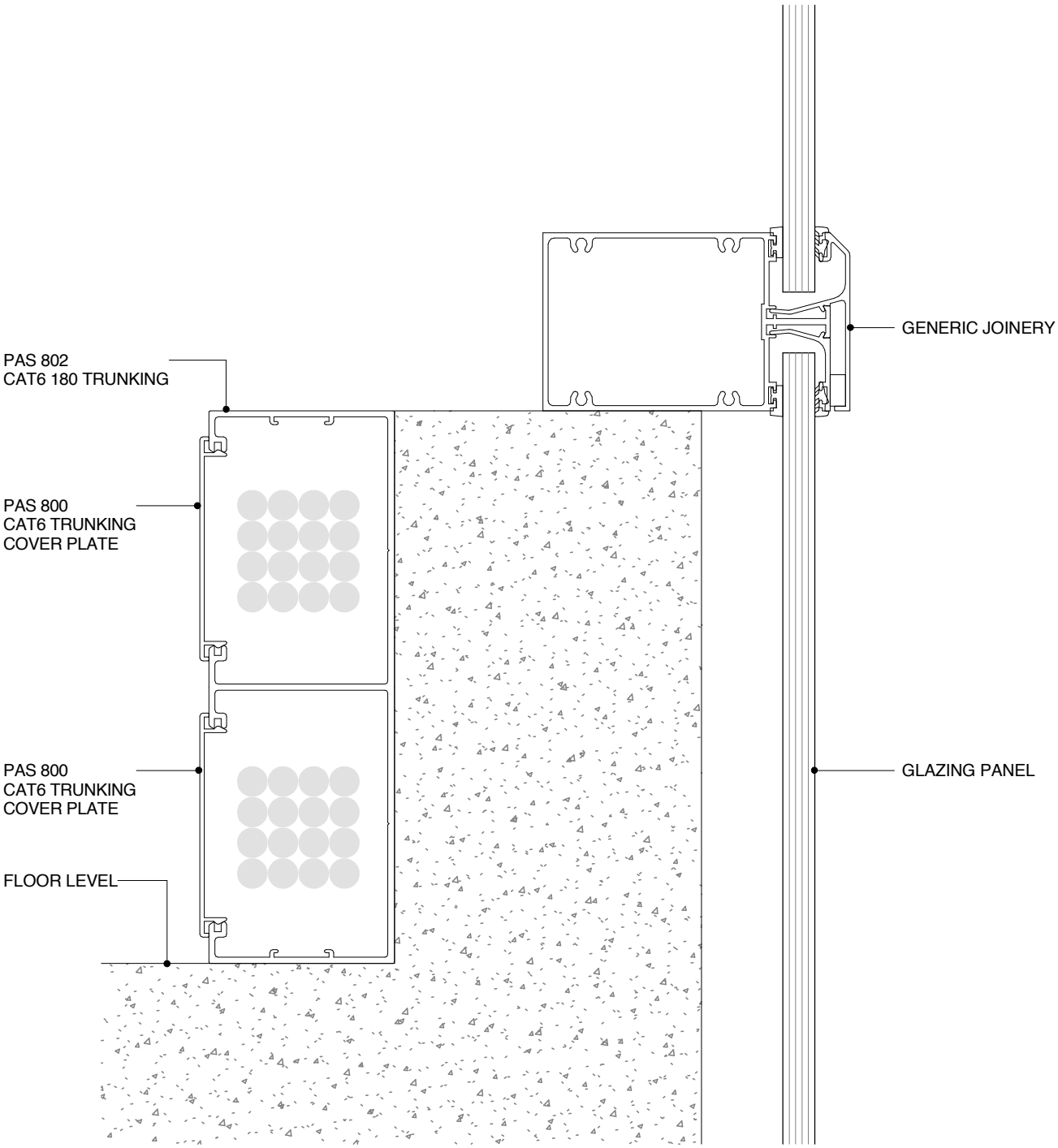

POTTER ALUMINIUM SYSTEMS
T SERIES CAT 6 AT CURTAIN WALL TO PRECAST FLOOR FIXING
CROSS SECTION

8.5.1	1:2@A4	A 23/05/16	0800 POTTER (0800 768 837) WWW.POTTERS.CO.NZ
SHEET	SCALE	ISSUED DATE	SUBJECT TO CHANGE WITHOUT NOTICE

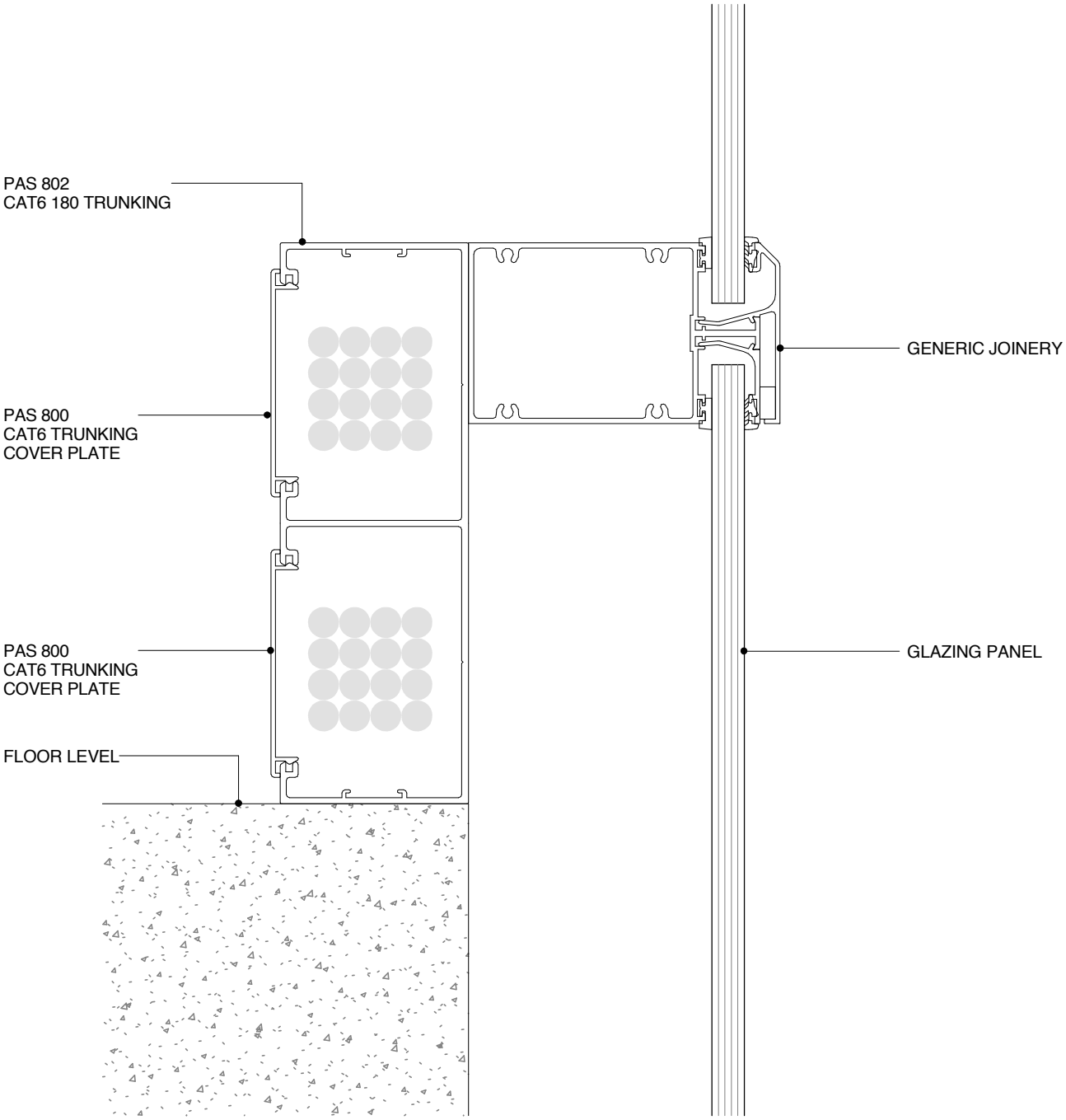

POTTER ALUMINIUM SYSTEMS
T SERIES CAT 6 AT CURTAIN WALL FIXING
CROSS SECTION

8.5.2	1:2@A4	A 23/05/16	0800 POTTER (0800 768 837) WWW.POTTERS.CO.NZ
SHEET	SCALE	ISSUED DATE	SUBJECT TO CHANGE WITHOUT NOTICE

CSR

7.1 SOFTLINE SERIES

SUITE OVERVIEW

Softline Aluminium Partitioning has a softer look and feel due to the radiused corners on all exposed edges. The special feature bars and concave beads that are available for the glazing sections within Softline give a look that is unique.

The design elements offered by these profiles allow the finished partitioning to look quite different from traditional square-looking partitioning aesthetic that is available from our other systems.

TECHNICAL SERVICES + SPECIFICATION

Technical advice is available from our experienced team. Please see our company information page for your closest team, or email specsupport@potters.co.nz

The Potter Interior Systems product catalogue is hosted on www.potters.co.nz, EBOSS website www.eboss.co.nz and Productspec website www.productspec.co.nz

CAD details are either individual components or fully assembled details for convenient transfer to specifiers drawings.
The file formats available for download are .DWG, .DXF, .DWF, .PDF and Autodesk Revit .RVT

Specifcations are also available online with Masterspec branded section 5211PP POTTER ALUMINIUM INTERNAL PARTITIONS from the following resources.

www.potters.co.nz
www.eboss.co.nz
www.masterspec.co.nz
www.productspec.co.nz

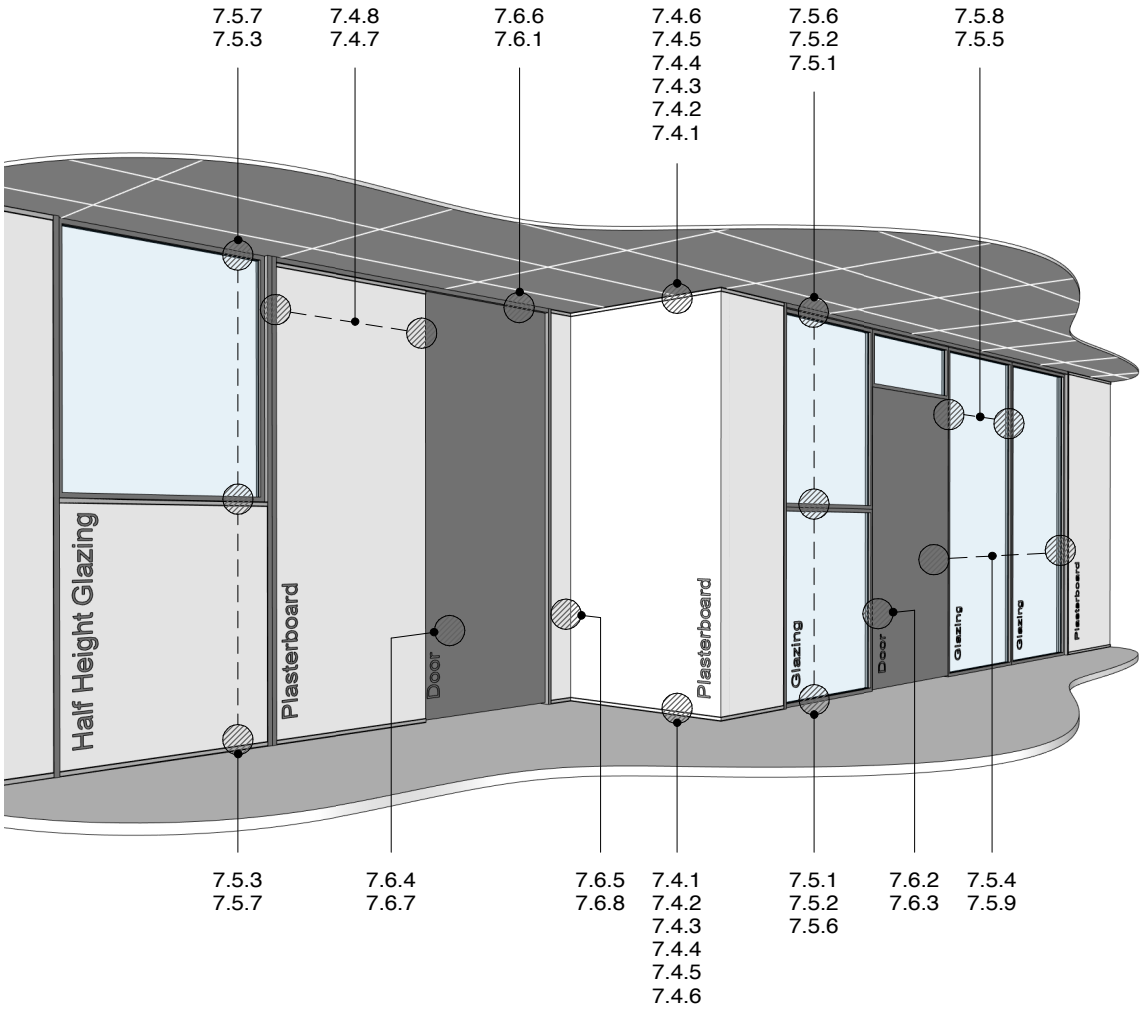

TIPS FOR ARCHITECTS AND DESIGNERS:
TYPICAL FOR ALL SUITES

- 6MM - 12.38MM MAXIMUM LAMINATED GLASS SIZE
- 13MM PLASTERBOARD ONLY
- 105MM PROFILES = 64MM STUD
- 132MM PROFILES = 92MM STUD
- FOR SOUND TRANSMISSION CLASS POINTS (STC) REFER TO THE POTTERS WEBSITE WWW.POTTERS.CO.NZ IN THE "PARTITIONING" SECTION

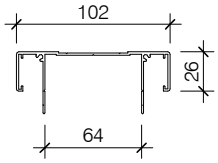

SLHT64
64MM HEADTRACK

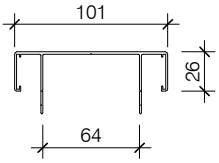

SLFT64
64MM FLAT TRACK

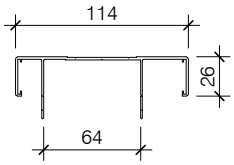

SLDT64
64MM DOUBLETRACK

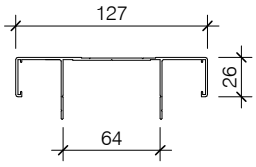

SLQT
64MM QUAD TRACK

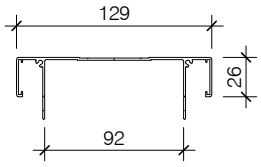

SLHT92
92MM HEADTRACK

SLTM64
64MM TERMINATION CAP

SLTM92
92MM TERMINATION CAP

SLSK150
150MM SKIRTING

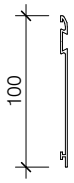

SLSK
100MM SKIRTING

SLSS
26MM SMALL SKIRTING

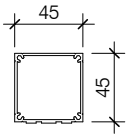

SLUP
UNIVERSAL POST

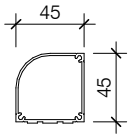

SLCP
UNIVERSAL POST

SLET
EXTENDA TRACK

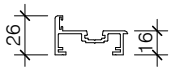

SLDS
DOOR STOP

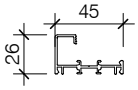

SLGB
GLAZING BAR

SLGC
GLAZING CAP

SLBE
GLAZING BEAD

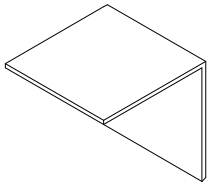

SOSA1

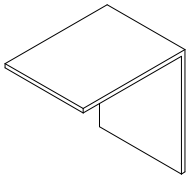

SOSA2

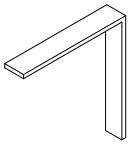

SOSA3

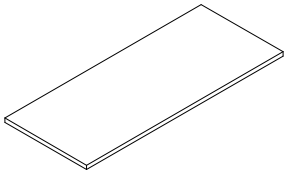

SOSA4

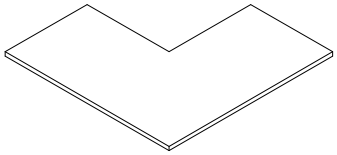

SOSA6

SKIRTING INFILL

MOHAIR JAMBSEAL INFILL

JAMBSEAL INFILL

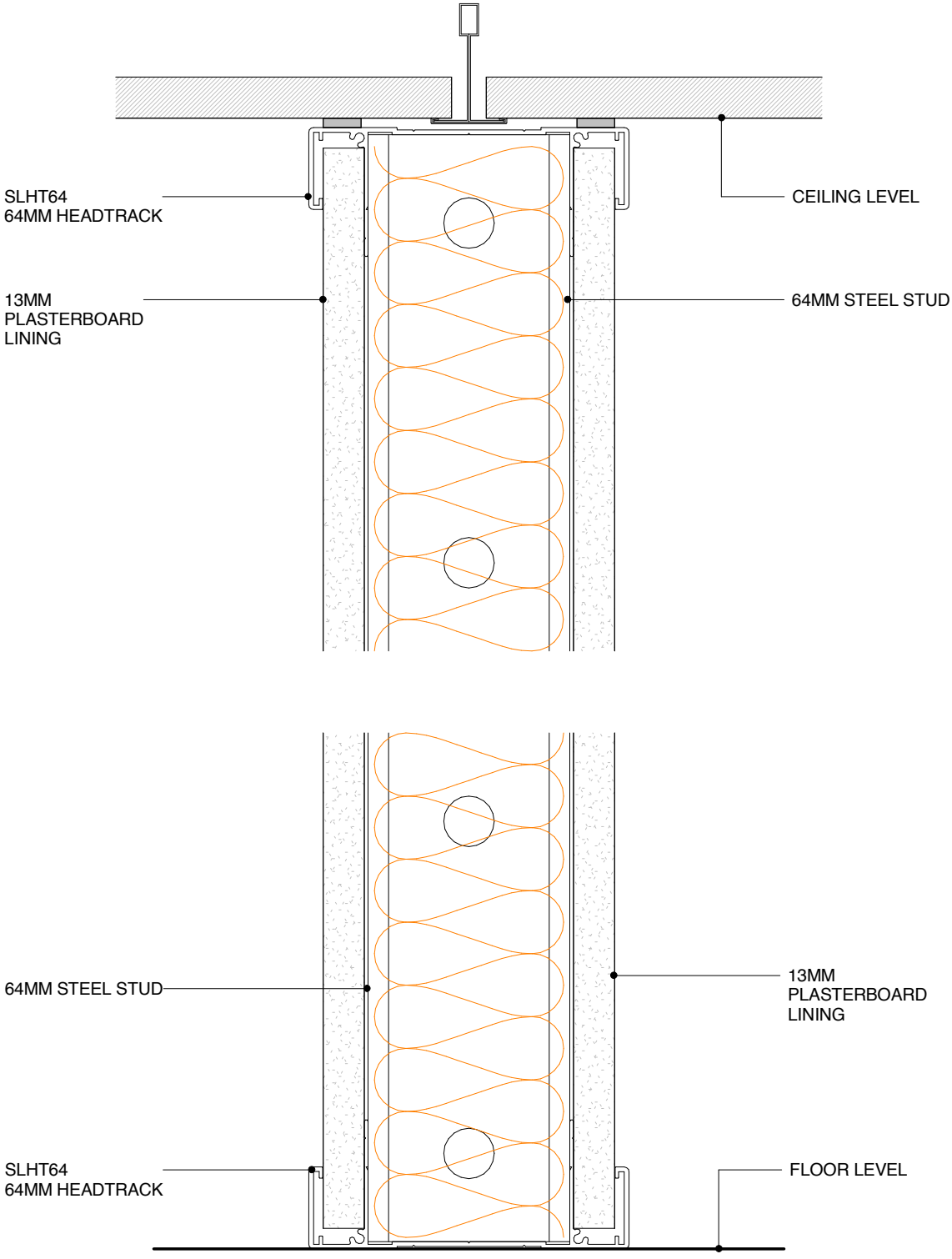

POTTER ALUMINIUM SYSTEMS
SOFTLINE 64MM - STEEL STUD WALL
CROSS SECTION

7.4.1	1:2@A4	A 24/05/16	0800 POTTER (0800 768 837) WWW.POTTERS.CO.NZ
SHEET	SCALE	ISSUED DATE	SUBJECT TO CHANGE WITHOUT NOTICE

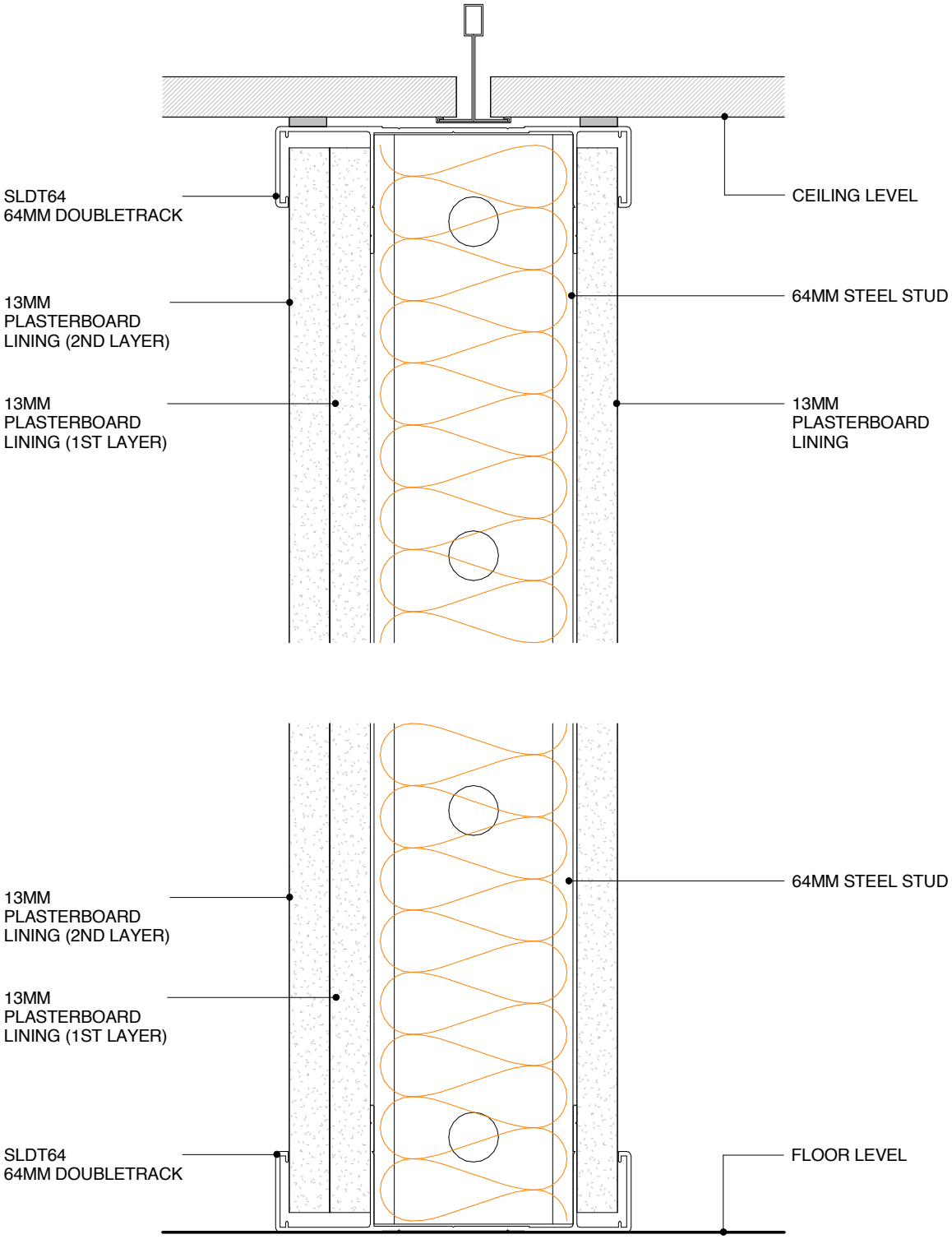

POTTER ALUMINIUM SYSTEMS
SOFTLINE 64MM - STEEL STUD WALL, TWO LAYER PLASTERBOARD
CROSS SECTION

7.4.2	1:2@A4	A 24/05/16	0800 POTTER (0800 768 837) WWW.POTTERS.CO.NZ
SHEET	SCALE	ISSUED DATE	SUBJECT TO CHANGE WITHOUT NOTICE

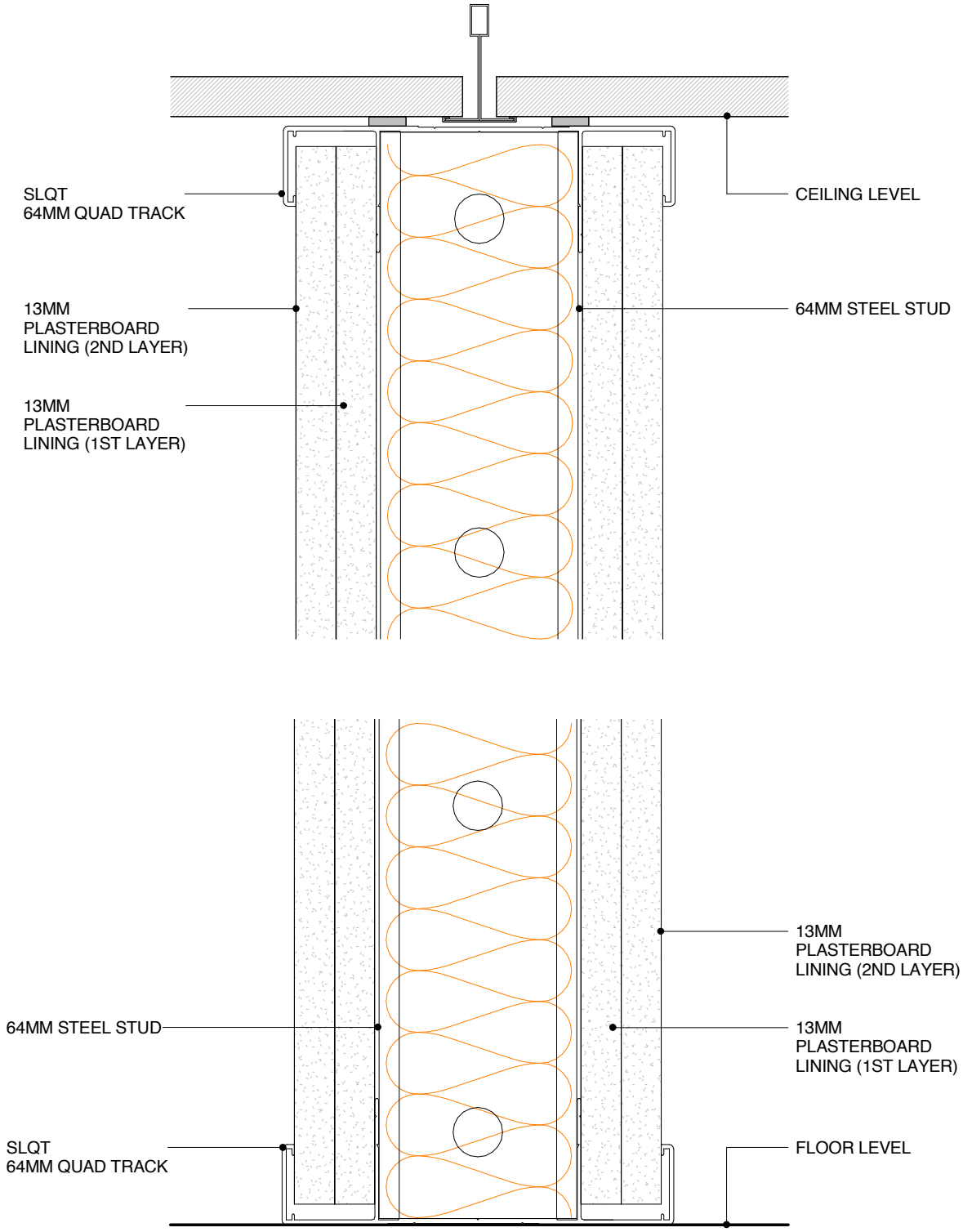

POTTER ALUMINIUM SYSTEMS
SOFTLINE 64MM - STUD WALL QUADTRACK
CROSS SECTION

7.4.3	1:2@A4	A 24/05/16	0800 POTTER (0800 768 837) WWW.POTTERS.CO.NZ
SHEET	SCALE	ISSUED DATE	SUBJECT TO CHANGE WITHOUT NOTICE

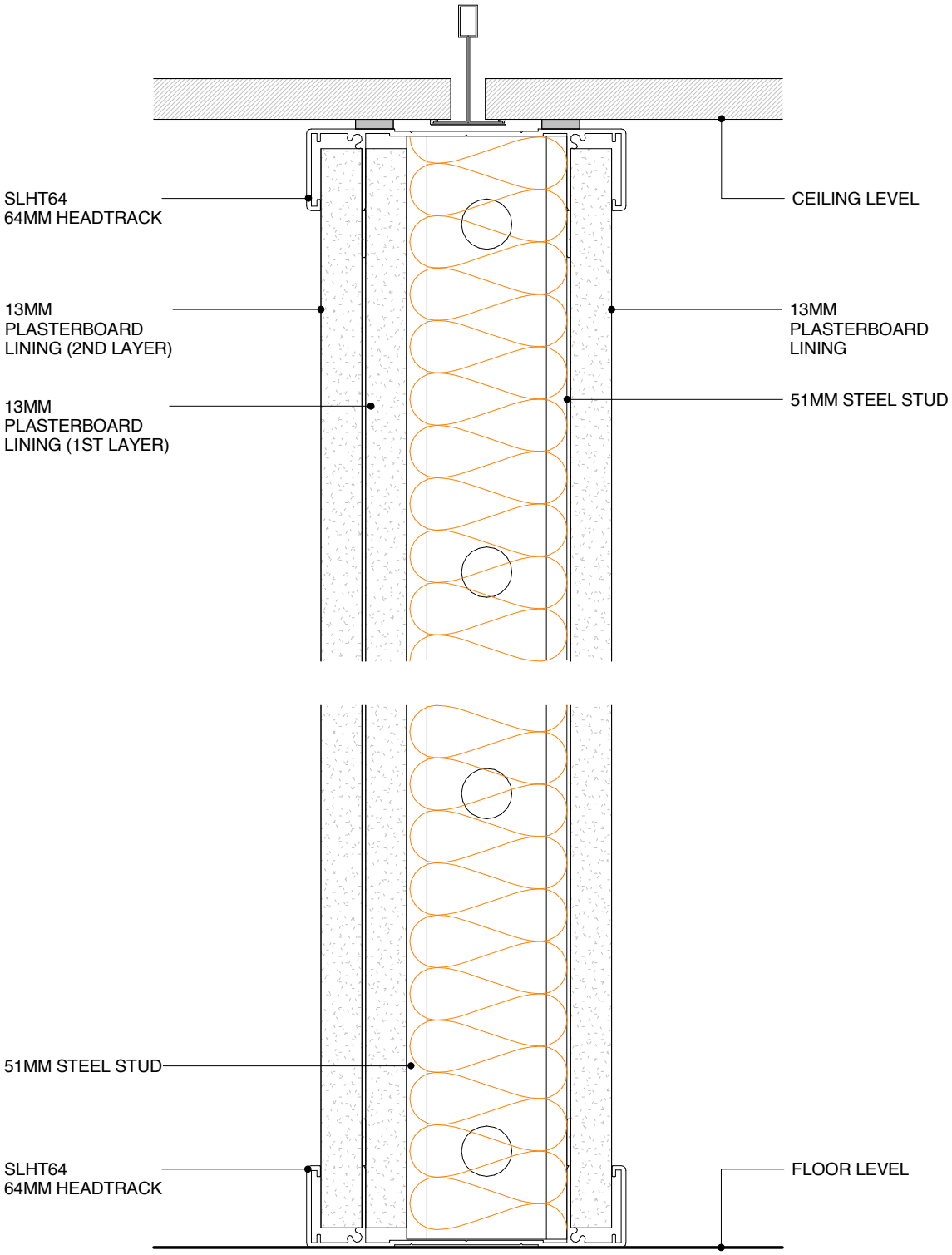

POTTER ALUMINIUM SYSTEMS
SOFTLINE 64MM - STEEL STUD WALL (ALTERNATIVE)
CROSS SECTION

7.4.4	1:2@A4	A 24/05/16	0800 POTTER (0800 768 837) WWW.POTTERS.CO.NZ
SHEET	SCALE	ISSUED DATE	SUBJECT TO CHANGE WITHOUT NOTICE

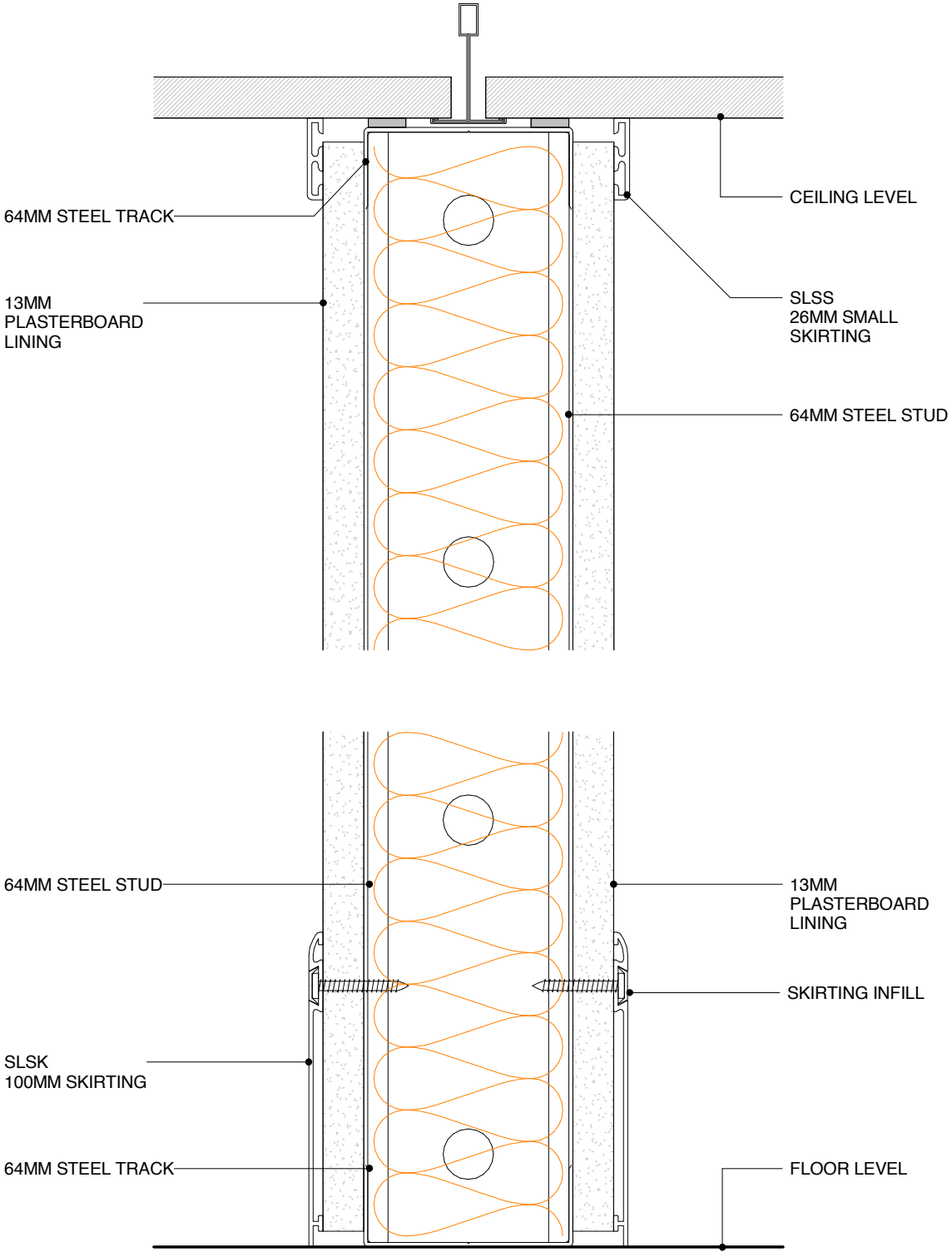

POTTER ALUMINIUM SYSTEMS
SOFTLINE 64MM - STEEL STUD WALL WITH SKIRTING
CROSS SECTION

7.4.5	1:2@A4	A 24/05/16	0800 POTTER (0800 768 837) WWW.POTTERS.CO.NZ
SHEET	SCALE	ISSUED DATE	SUBJECT TO CHANGE WITHOUT NOTICE

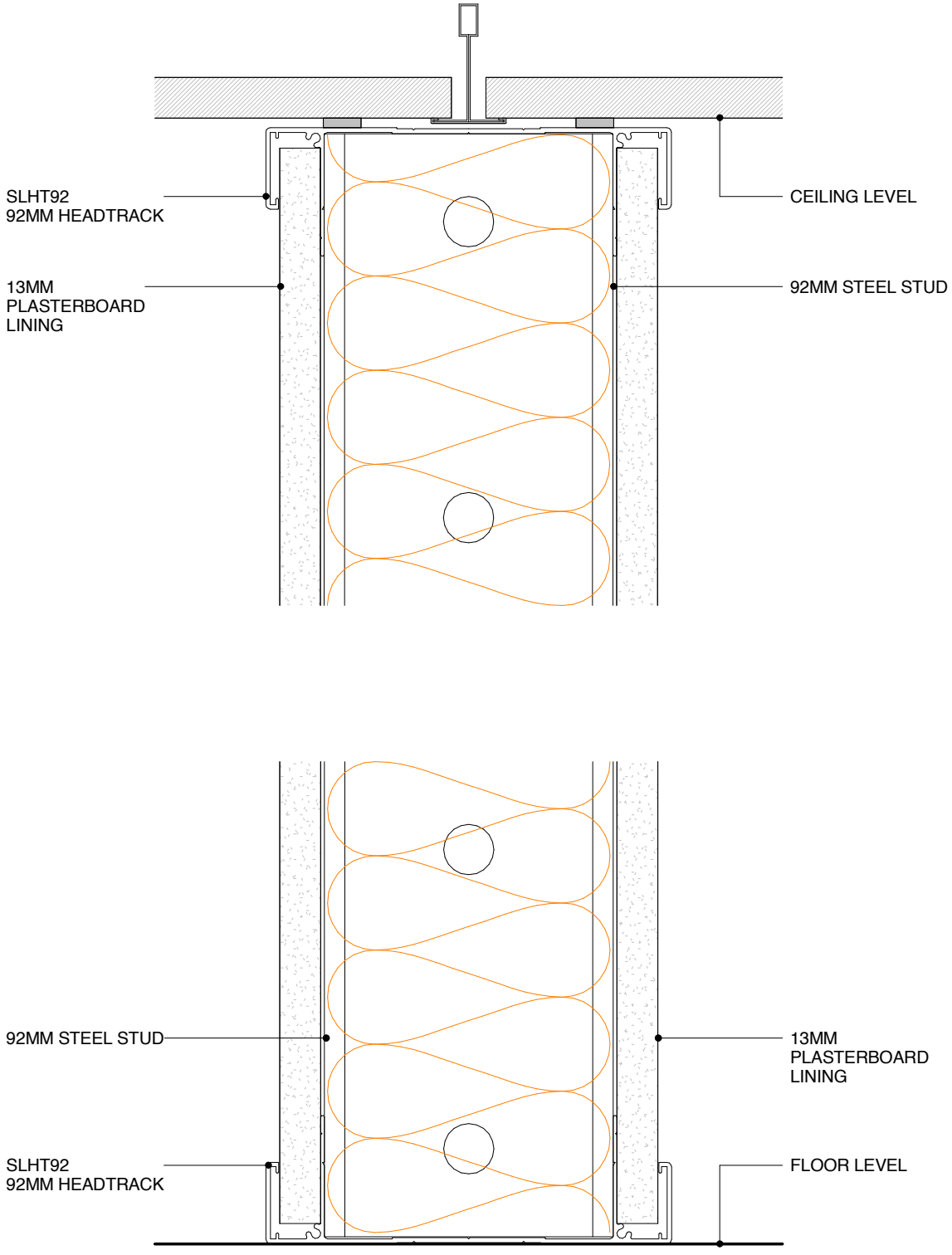

POTTER ALUMINIUM SYSTEMS
SOFTLINE 92MM - STEEL STUD WALL
CROSS SECTION

7.4.6	1:2@A4	A 24/05/16	0800 POTTER (0800 768 837) WWW.POTTERS.CO.NZ
SHEET	SCALE	ISSUED DATE	SUBJECT TO CHANGE WITHOUT NOTICE

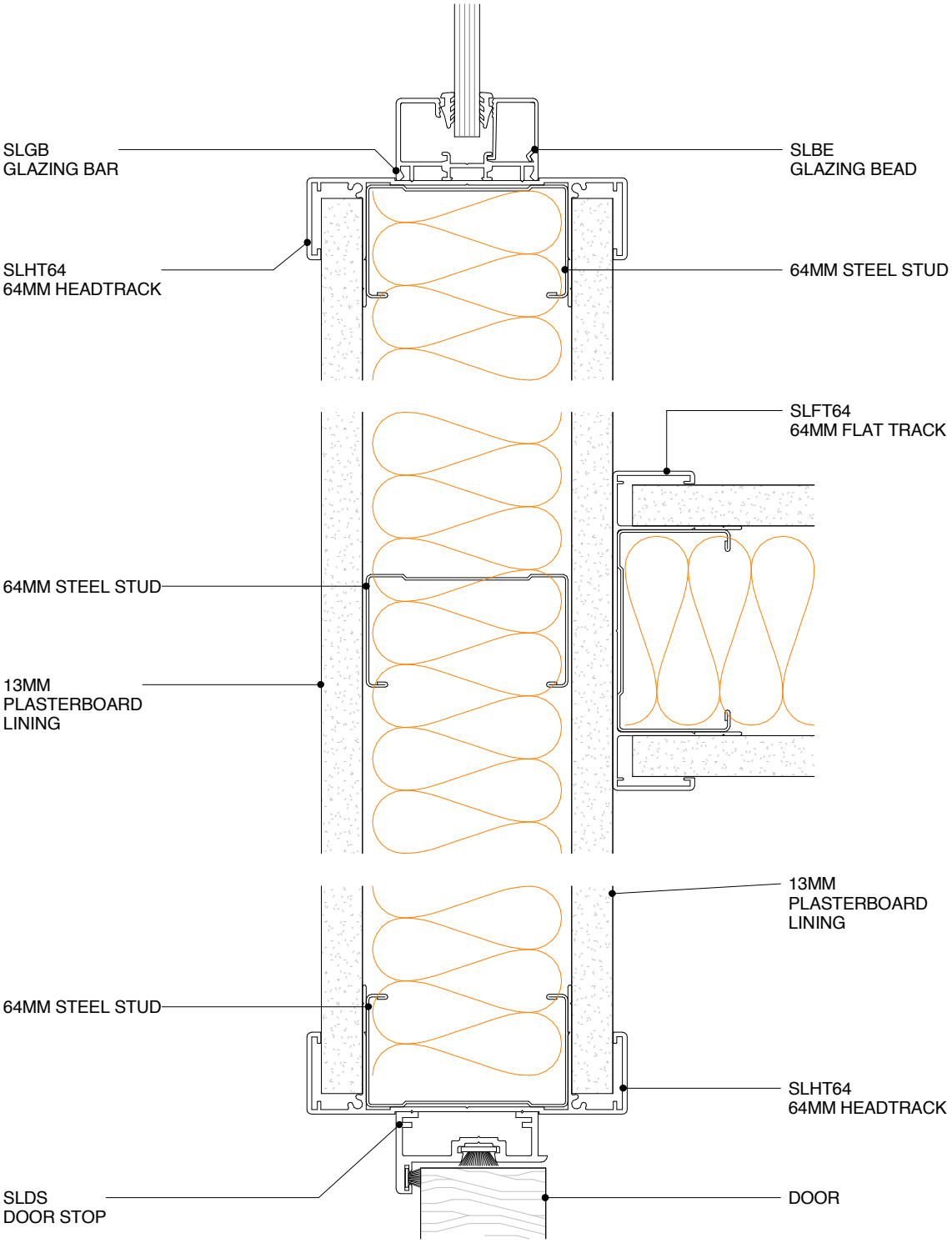

POTTER ALUMINIUM SYSTEMS
SOFTLINE 64MM - STEEL STUD WALL INTERSECTIONS
PLAN VIEW

7.4.7	1:2@A4	A 24/05/16	0800 POTTER (0800 768 837) WWW.POTTERS.CO.NZ
SHEET	SCALE	ISSUED DATE	SUBJECT TO CHANGE WITHOUT NOTICE

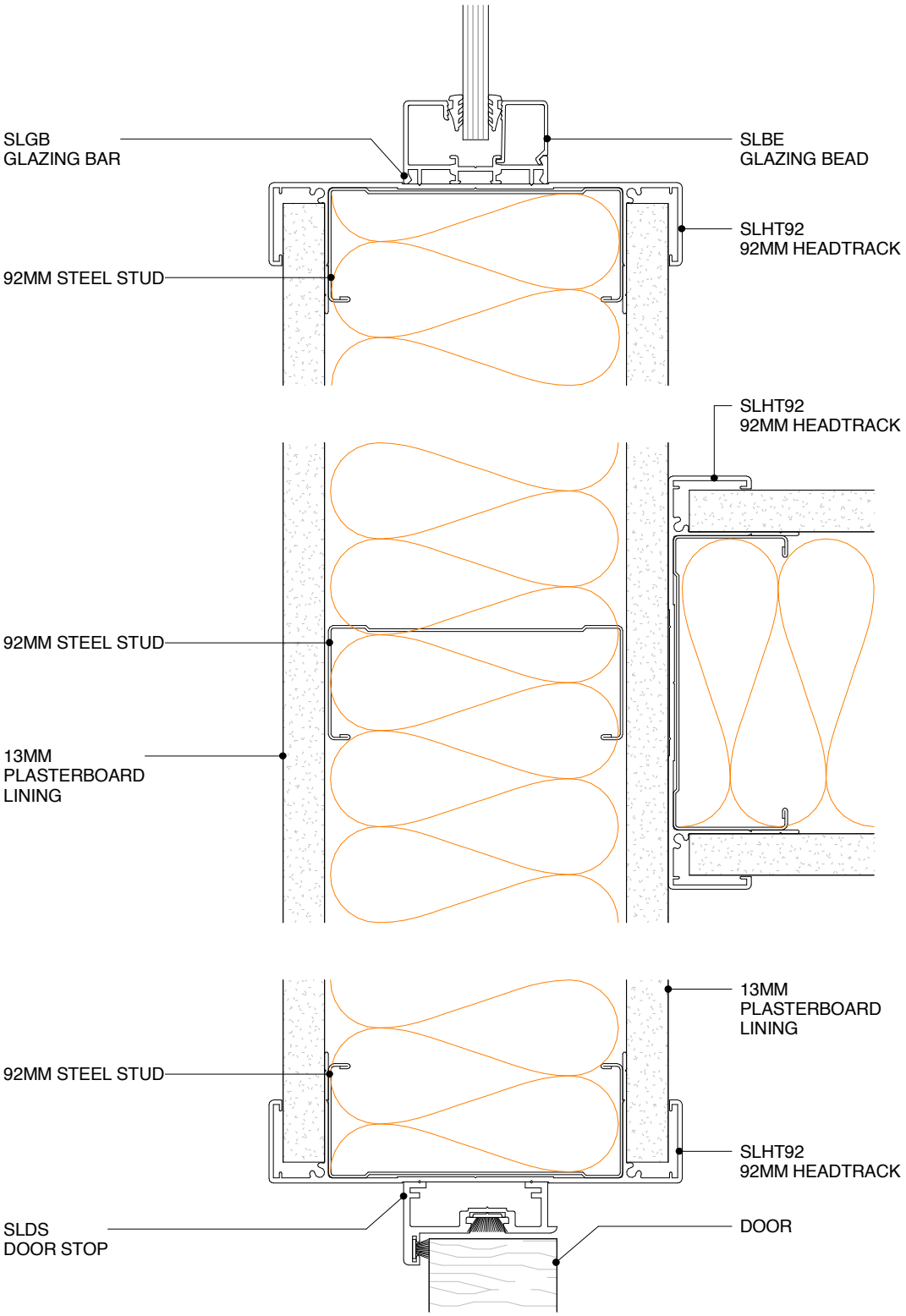

POTTER ALUMINIUM SYSTEMS
SOFTLINE 92MM - PLASTERBOARD WALL INTERSECTIONS
PLAN VIEW

7.4.8	1:2@A4	A 24/05/16	0800 POTTER (0800 768 837) WWW.POTTERS.CO.NZ
SHEET	SCALE	ISSUED DATE	SUBJECT TO CHANGE WITHOUT NOTICE

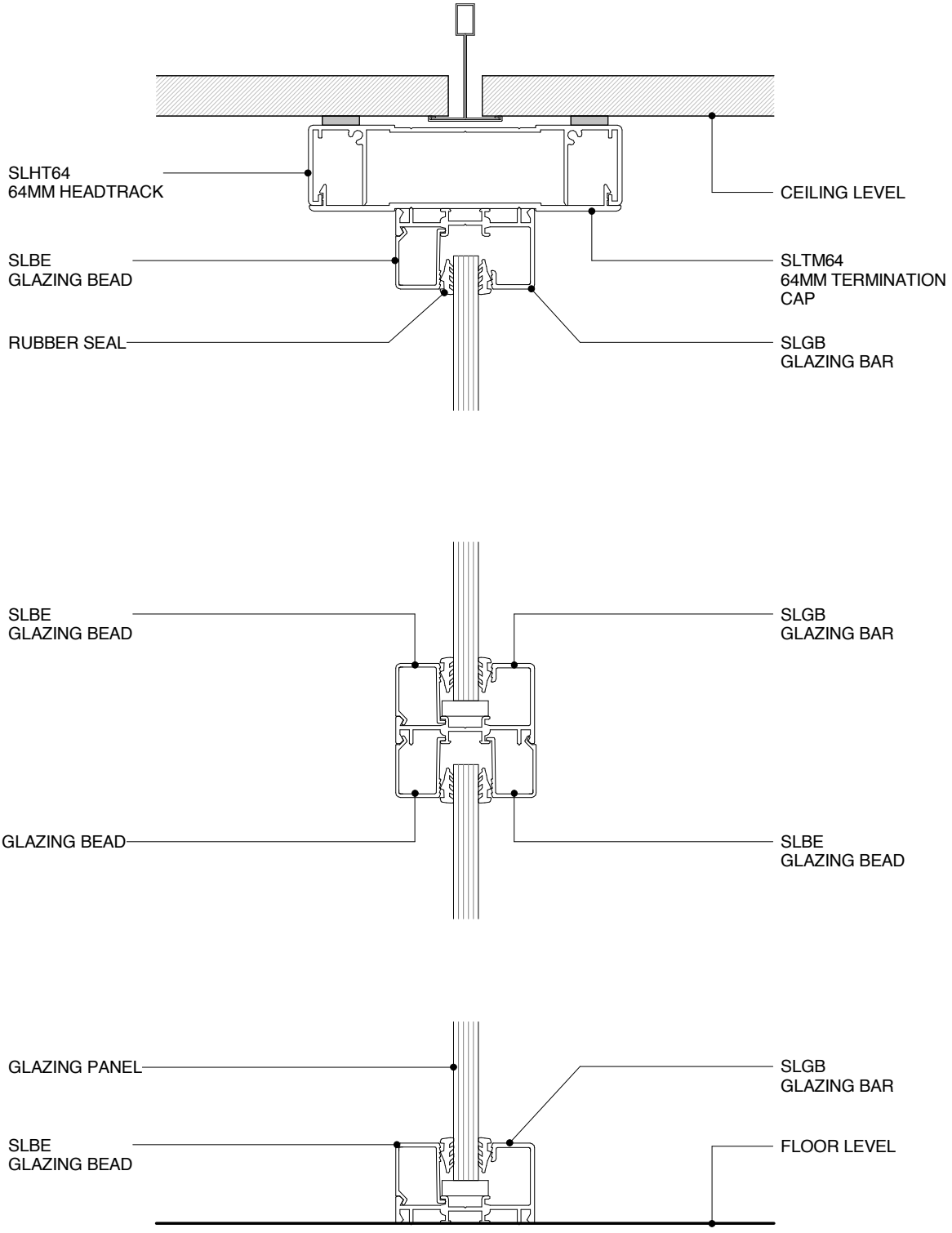

POTTER ALUMINIUM SYSTEMS
SOFTLINE 64MM - FULL HEIGHT GLASS PARTITIONING
CROSS SECTION

7.5.1	1:2@A4	A 24/05/16	0800 POTTER (0800 768 837) WWW.POTTERS.CO.NZ
SHEET	SCALE	ISSUED DATE	SUBJECT TO CHANGE WITHOUT NOTICE

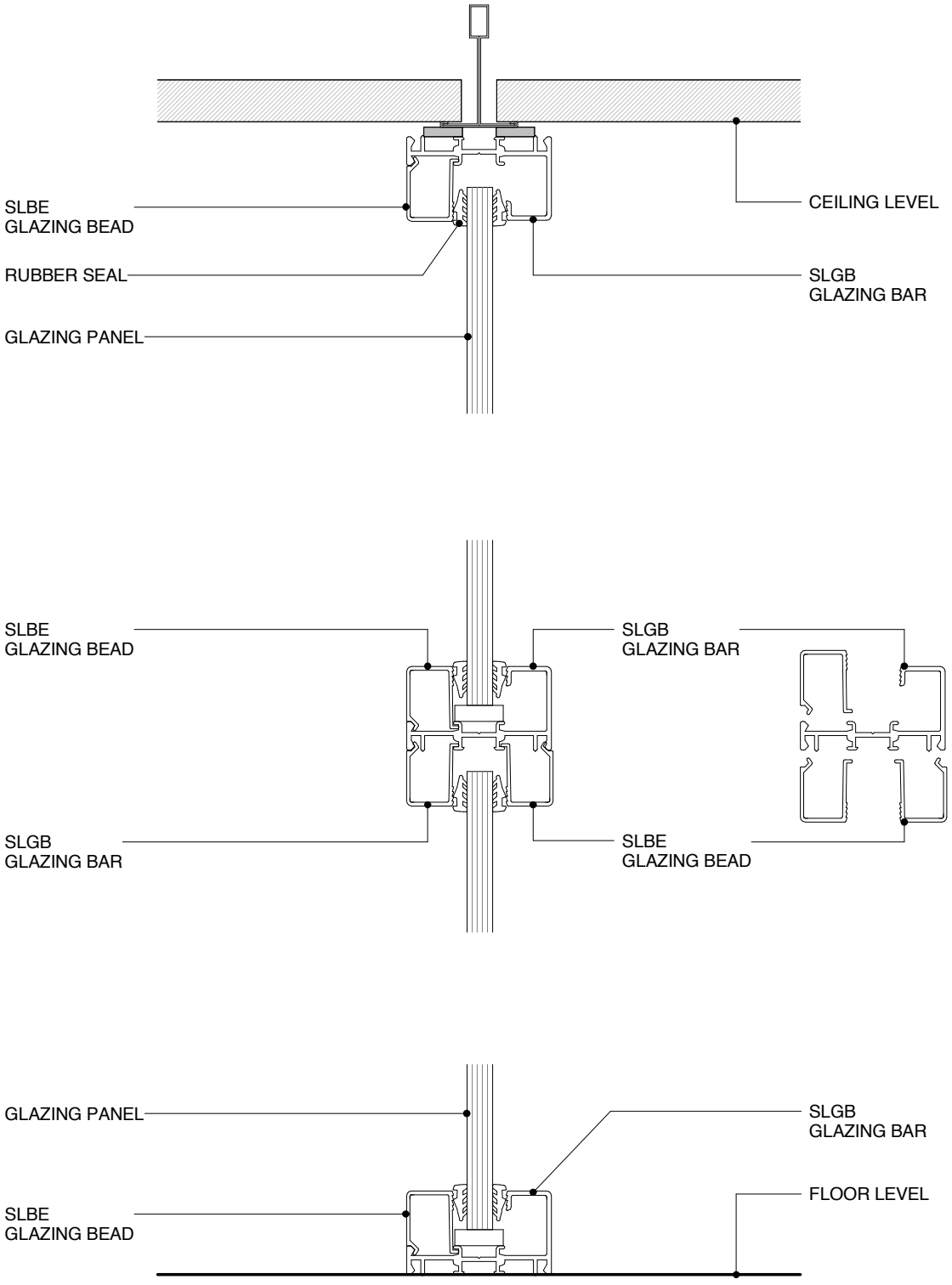

POTTER ALUMINIUM SYSTEMS
SOFTLINE FULL HEIGHT GLASS PARTITIONING (OPTIONAL TRANSOM)
CROSS SECTION

7.5.2	1:2@A4	A 24/05/16	0800 POTTER (0800 768 837) WWW.POTTERS.CO.NZ
SHEET	SCALE	ISSUED DATE	SUBJECT TO CHANGE WITHOUT NOTICE

CSR

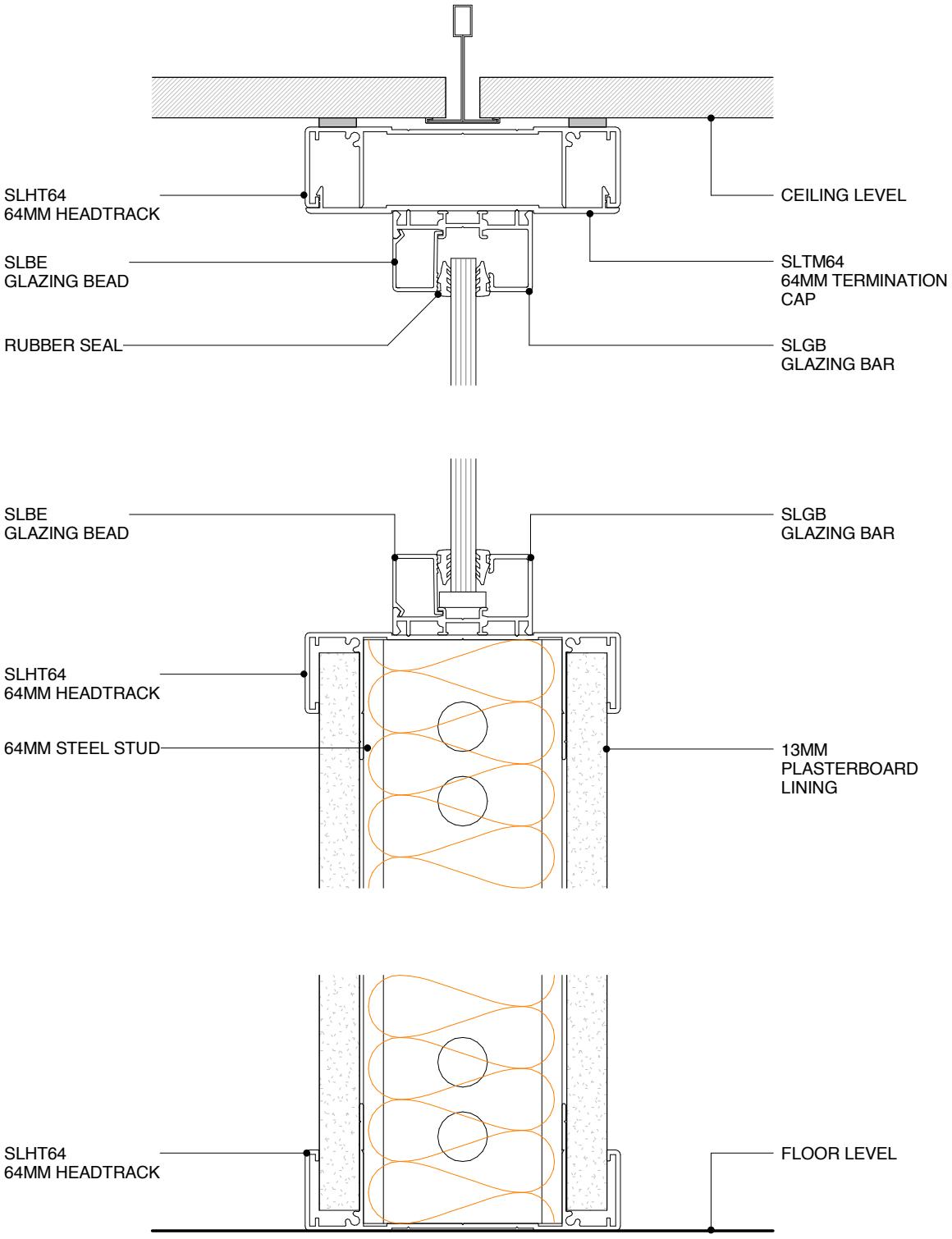

POTTER ALUMINIUM SYSTEMS
SOFTLINE 64MM - HALF HIGH GLAZED WALL
CROSS SECTION

7.5.3	1:2@A4	A 24/05/16	0800 POTTER (0800 768 837) WWW.POTTERS.CO.NZ
SHEET	SCALE	ISSUED DATE	SUBJECT TO CHANGE WITHOUT NOTICE

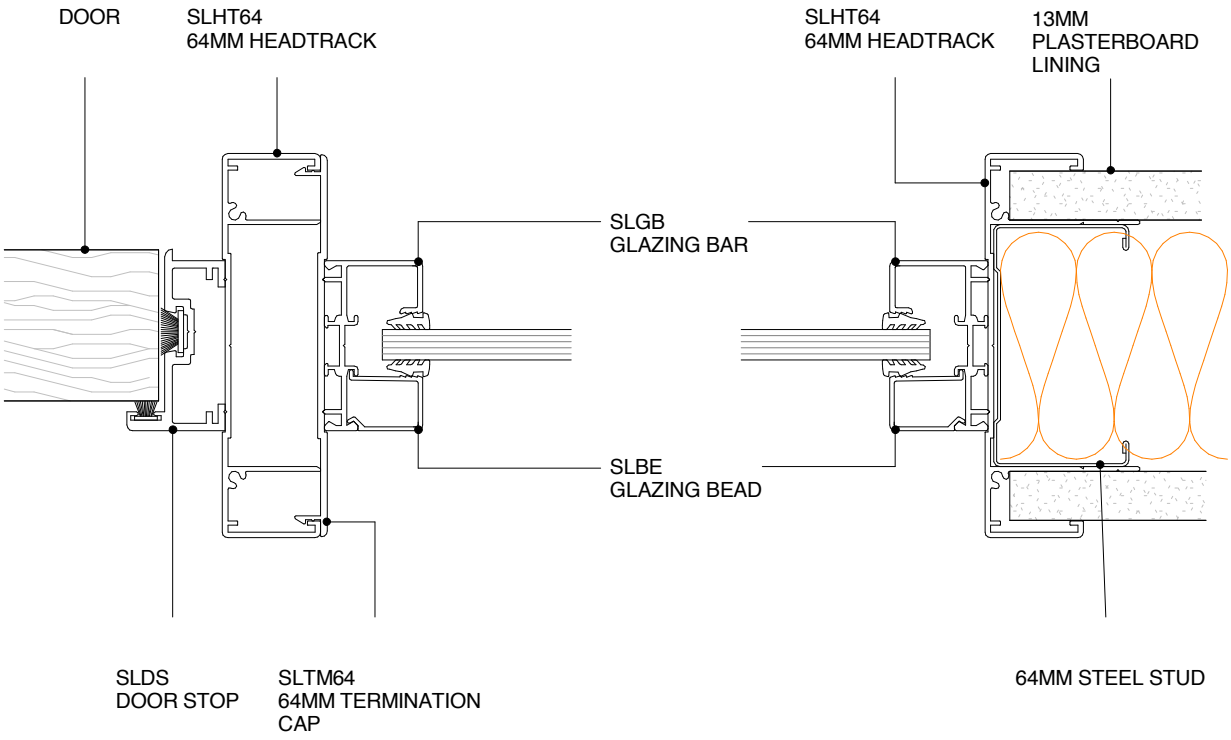
DOOR
SLHT64
64MM HEADTRACK
SLHT64
64MM HEADTRACK
13MM
PLASTERBOARD
LINING
SLGB
GLAZING BAR
SLBE
GLAZING BEAD
SLDS
DOOR STOP
SLTM64
64MM TERMINATION
CAP
64MM STEEL STUD

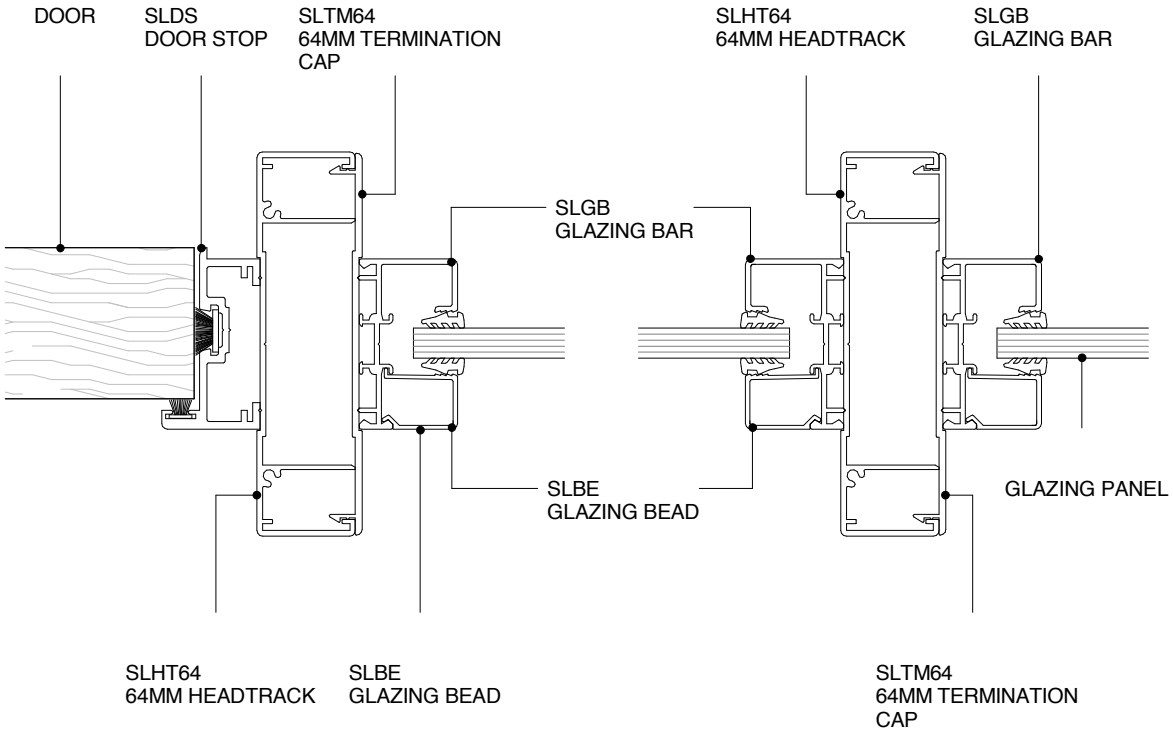

POTTER ALUMINIUM SYSTEMS
SOFTLINE 64MM - MULLIONS

PLAN VIEW

7.5.5	1:2@A4	A 24/05/16	0800 POTTER (0800 768 837) WWW.POTTERS.CO.NZ
SHEET	SCALE	ISSUED DATE	SUBJECT TO CHANGE WITHOUT NOTICE

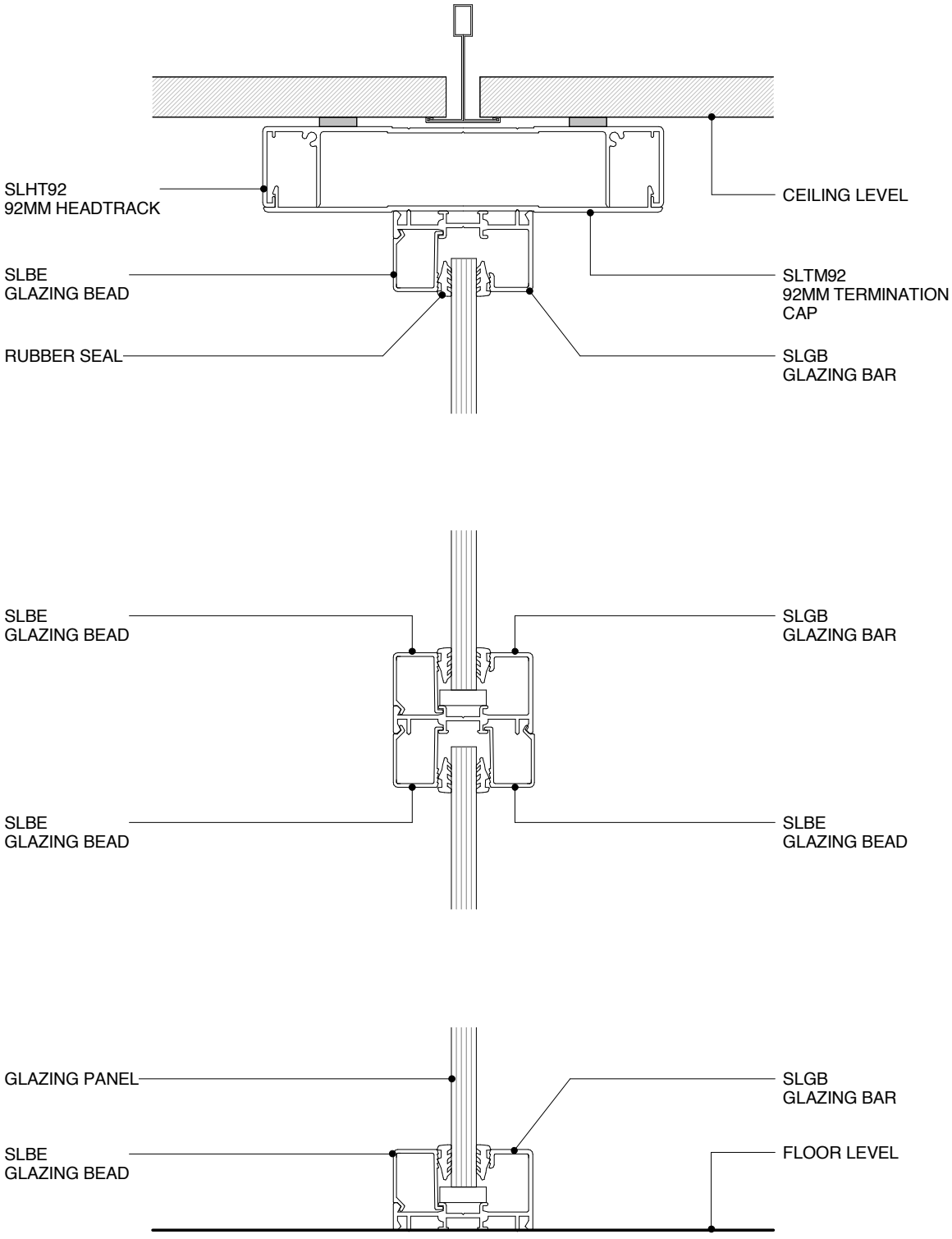

POTTER ALUMINIUM SYSTEMS
SOFTLINE 92MM - FULL HEIGHT GLASS PARTITIONING
CROSS SECTION

7.5.6	1:2@A4	A 24/05/16	0800 POTTER (0800 768 837) WWW.POTTERS.CO.NZ
SHEET	SCALE	ISSUED DATE	SUBJECT TO CHANGE WITHOUT NOTICE

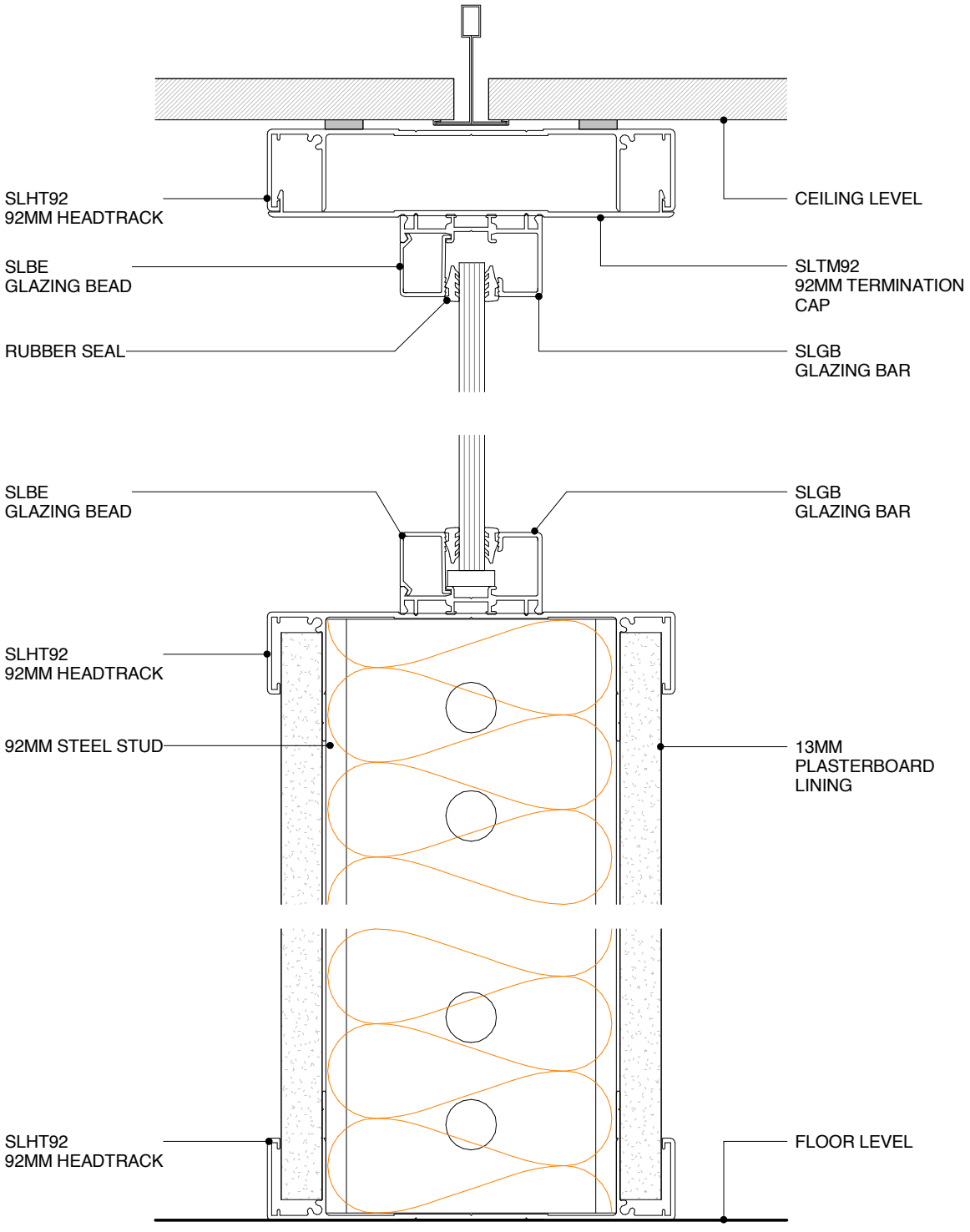

POTTER ALUMINIUM SYSTEMS
SOFTLINE 92MM - HALF HIGH GLAZED WALL
CROSS SECTION

7.5.7	1:2@A4	A 24/05/16	0800 POTTER (0800 768 837) WWW.POTTERS.CO.NZ
SHEET	SCALE	ISSUED DATE	SUBJECT TO CHANGE WITHOUT NOTICE

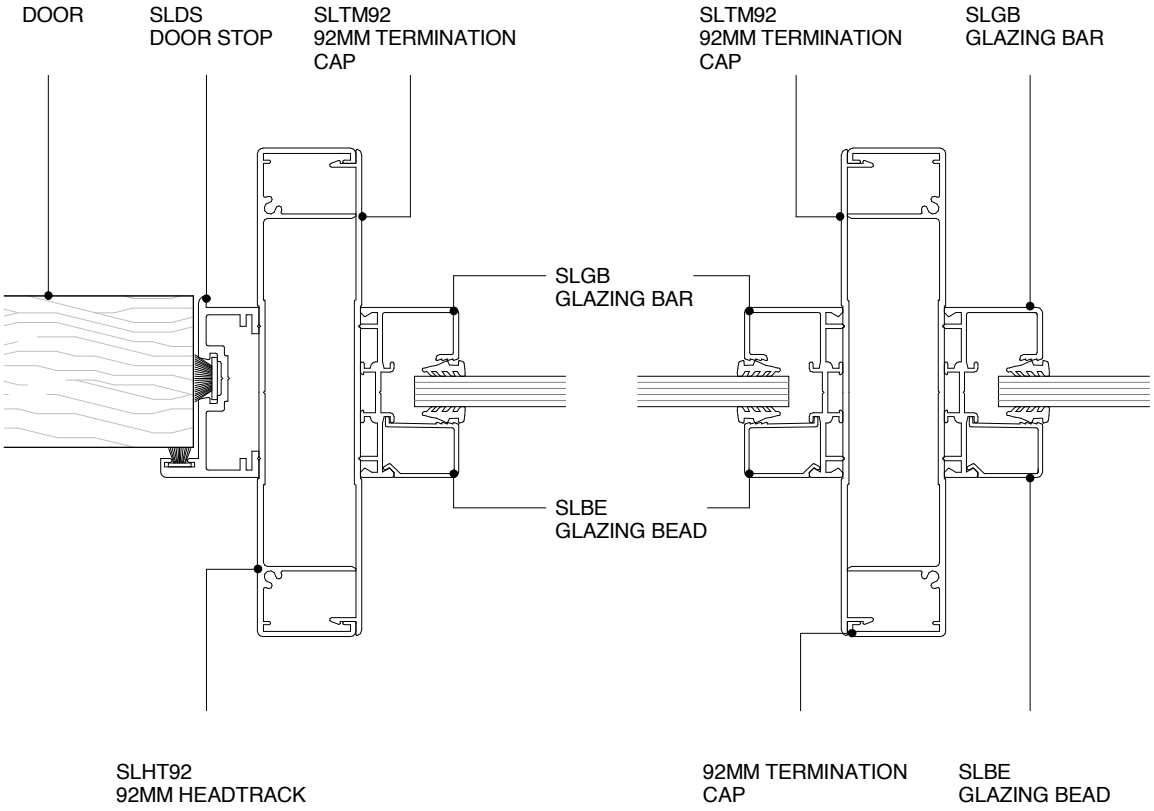
DOOR
SLDS
DOOR STOP
SLTM92
92MM TERMINATION
CAP
SLTM92
92MM TERMINATION
CAP
SLGB
GLAZING BAR
SLGB
GLAZING BAR
SLBE
GLAZING BEAD
SLHT92
92MM HEADTRACK
92MM TERMINATION
CAP
SLBE
GLAZING BEAD

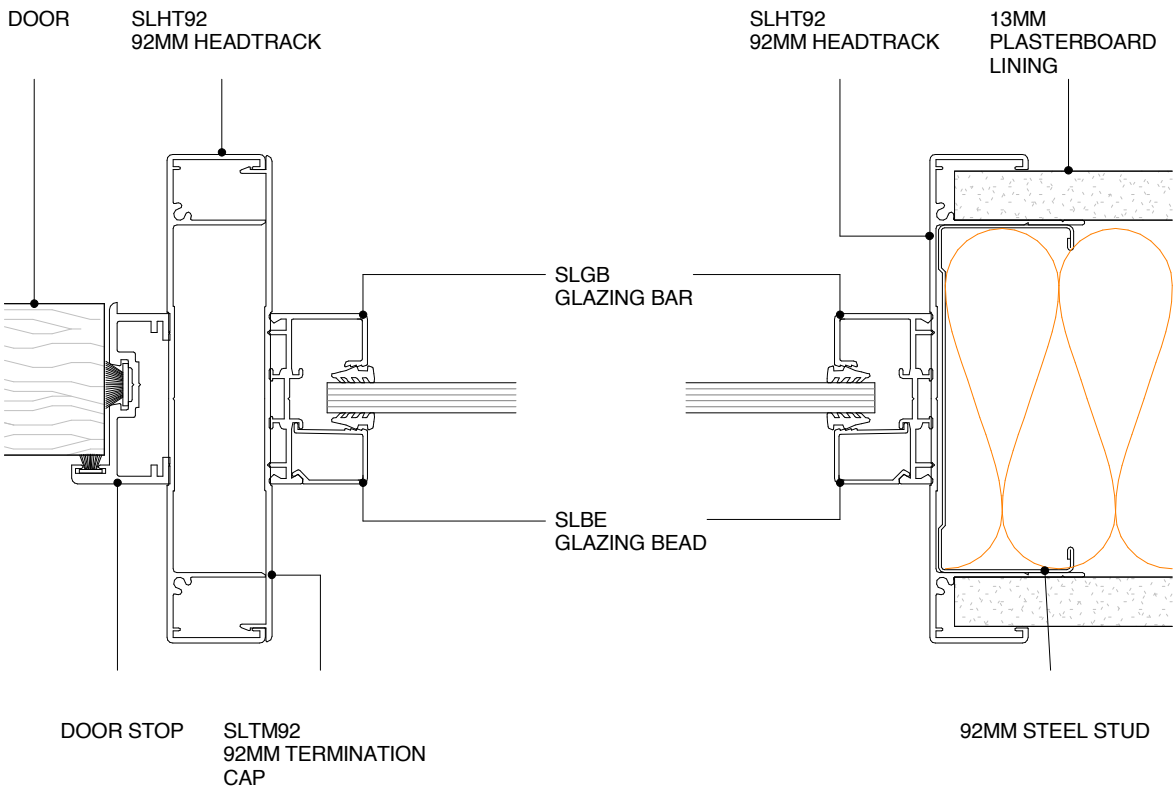

POTTER ALUMINIUM SYSTEMS
SOFTLINE 92MM - DOOR & SIDELIGHT TO SOLID WALL
PLAN VIEW

7.5.9	1:2@A4	A 24/05/16	0800 POTTER (0800 768 837) WWW.POTTERS.CO.NZ
SHEET	SCALE	ISSUED DATE	SUBJECT TO CHANGE WITHOUT NOTICE

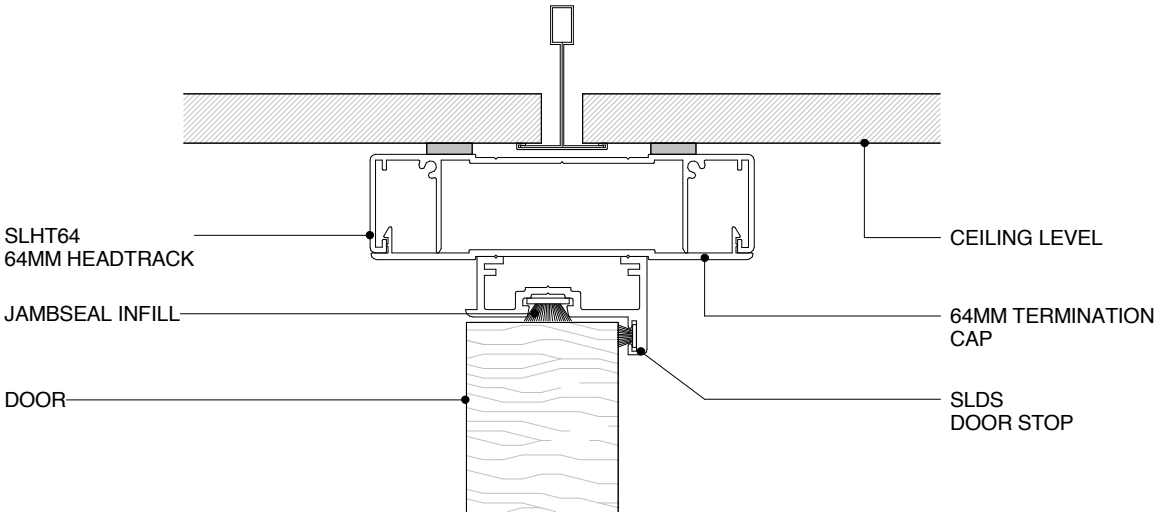

POTTER ALUMINIUM SYSTEMS
SOFTLINE 64MM - DOOR HEAD

CROSS SECTION

7.6.1	1:2@A4	A 24/05/16	0800 POTTER (0800 768 837) WWW.POTTERS.CO.NZ
SHEET	SCALE	ISSUED DATE	SUBJECT TO CHANGE WITHOUT NOTICE

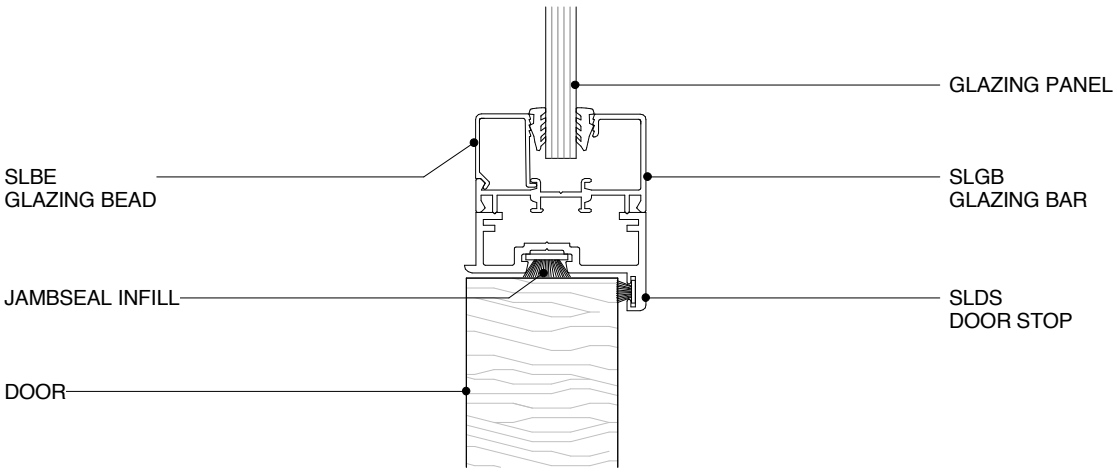

POTTER ALUMINIUM SYSTEMS
SOFTLINE DOOR TO GLAZING CHANNEL
PLAN VIEW

7.6.2	1:2@A4	A 24/05/16	0800 POTTER (0800 768 837) WWW.POTTERS.CO.NZ
SHEET	SCALE	ISSUED DATE	SUBJECT TO CHANGE WITHOUT NOTICE

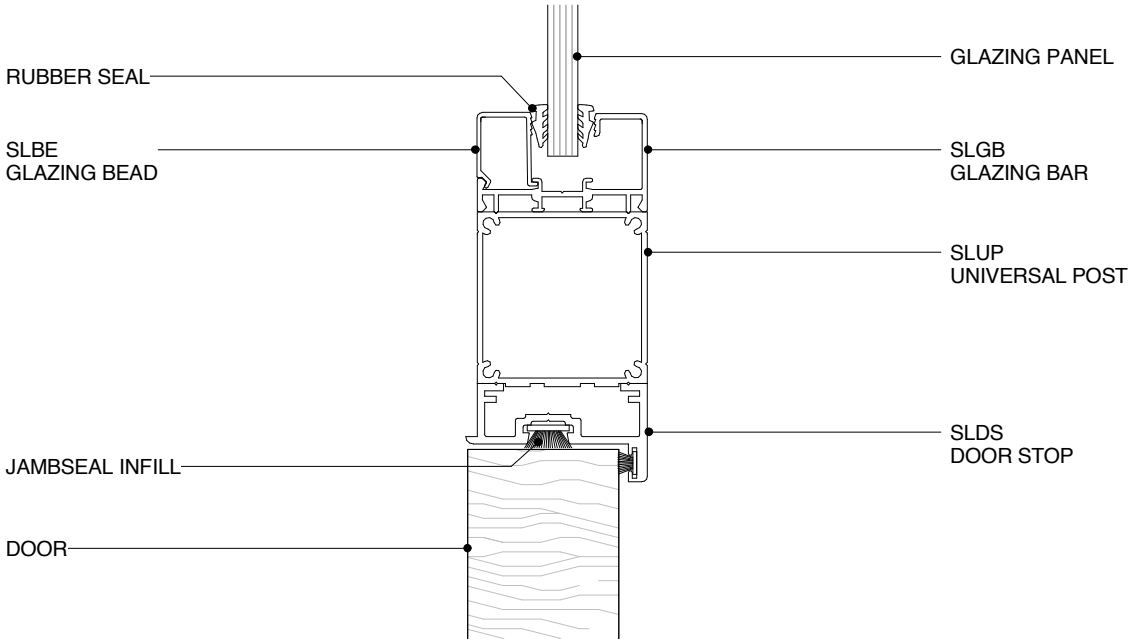

POTTER ALUMINIUM SYSTEMS
SOFTLINE DOOR TO GLAZING CHANNEL
PLAN VIEW

7.6.3	1:2@A4	A 24/05/16	0800 POTTER (0800 768 837) WWW.POTTERS.CO.NZ
SHEET	SCALE	ISSUED DATE	SUBJECT TO CHANGE WITHOUT NOTICE

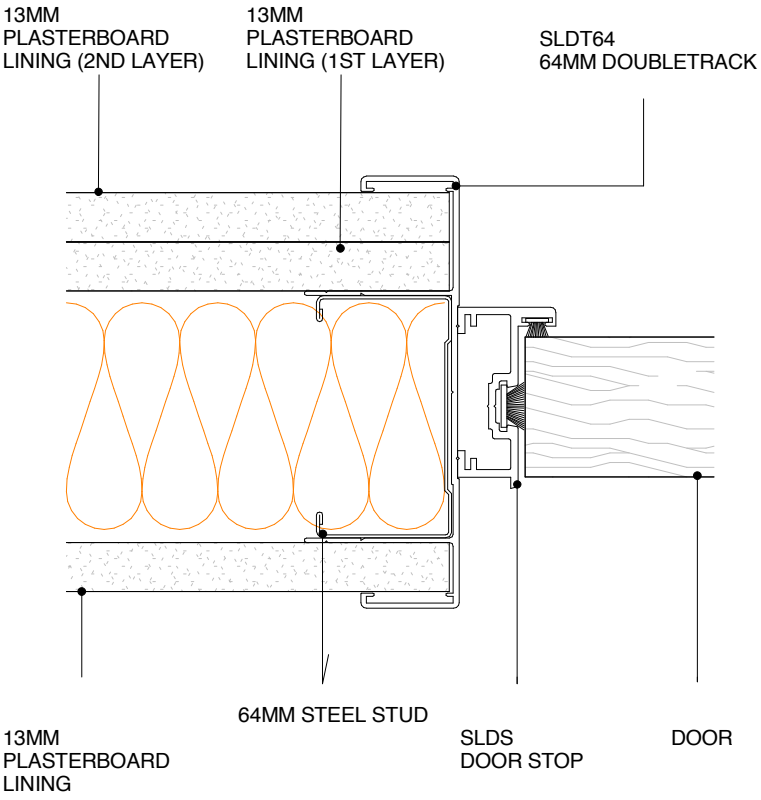

POTTER ALUMINIUM SYSTEMS
SOFTLINE 64MM - STOPENDS TO WALLBOARD DOORSTOP
PLAN VIEW

7.6.4	1:2@A4	A 24/05/16	0800 POTTER (0800 768 837) WWW.POTTERS.CO.NZ
SHEET	SCALE	ISSUED DATE	SUBJECT TO CHANGE WITHOUT NOTICE

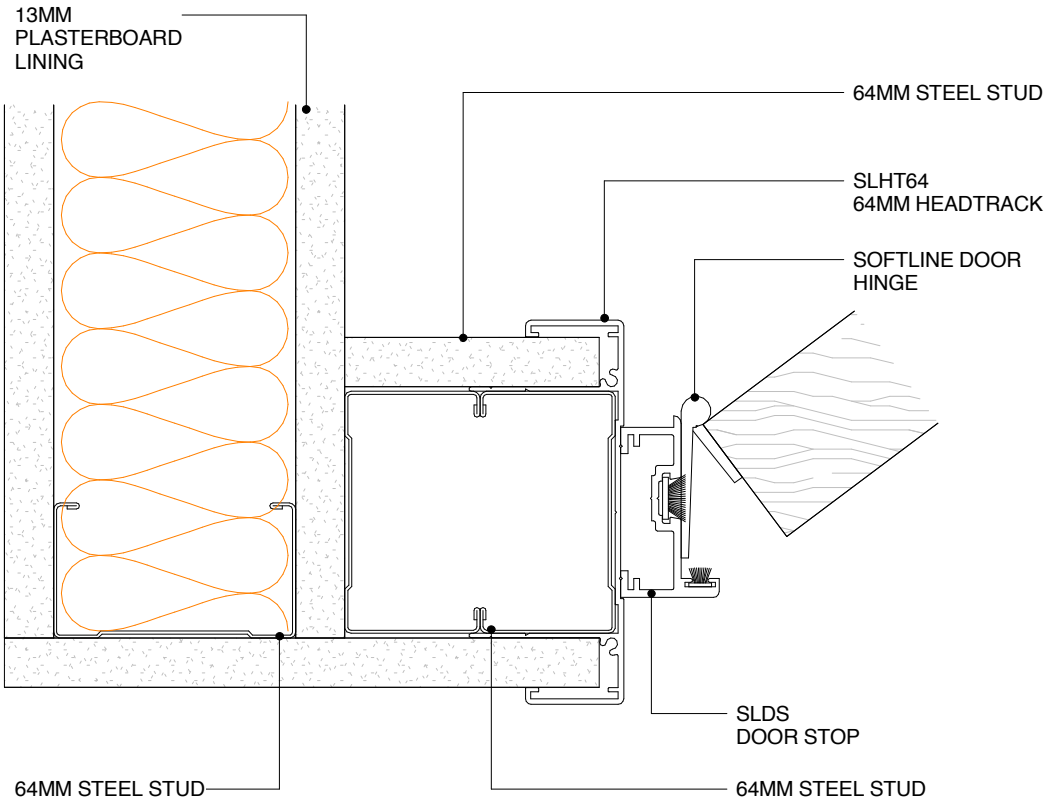

POTTER ALUMINIUM SYSTEMS
SOFTLINE 64MM - DOOR TO SOLID WALL
CROSS SECTION

7.6.5	1:2@A4	A 24/05/16	0800 POTTER (0800 768 837) WWW.POTTERS.CO.NZ
SHEET	SCALE	ISSUED DATE	SUBJECT TO CHANGE WITHOUT NOTICE

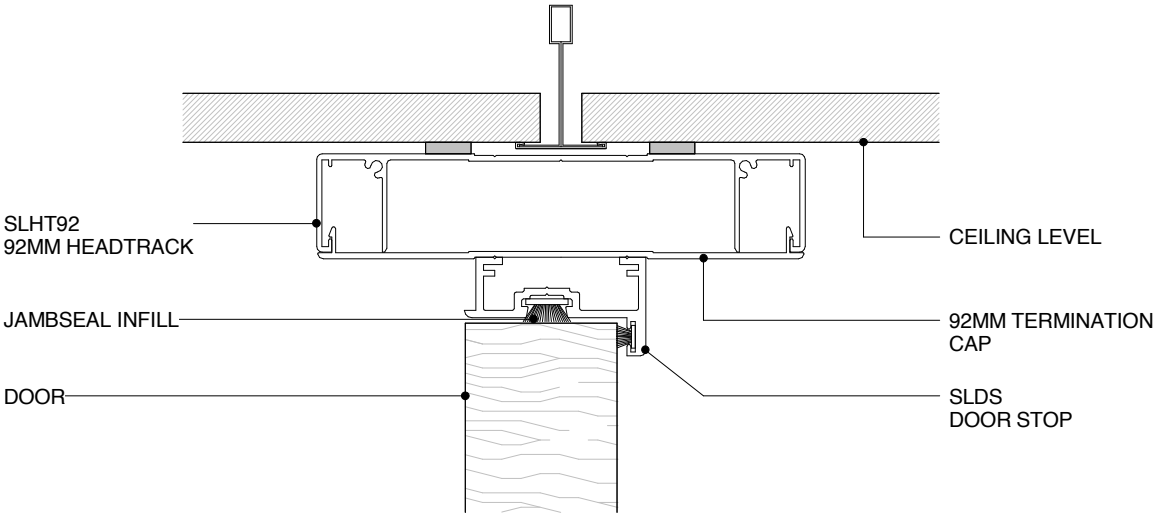

POTTER ALUMINIUM SYSTEMS
SOFTLINE 92MM - DOOR HEAD

CROSS SECTION

7.6.6	1:2@A4	A 24/05/16	0800 POTTER (0800 768 837) WWW.POTTERS.CO.NZ
SHEET	SCALE	ISSUED DATE	SUBJECT TO CHANGE WITHOUT NOTICE

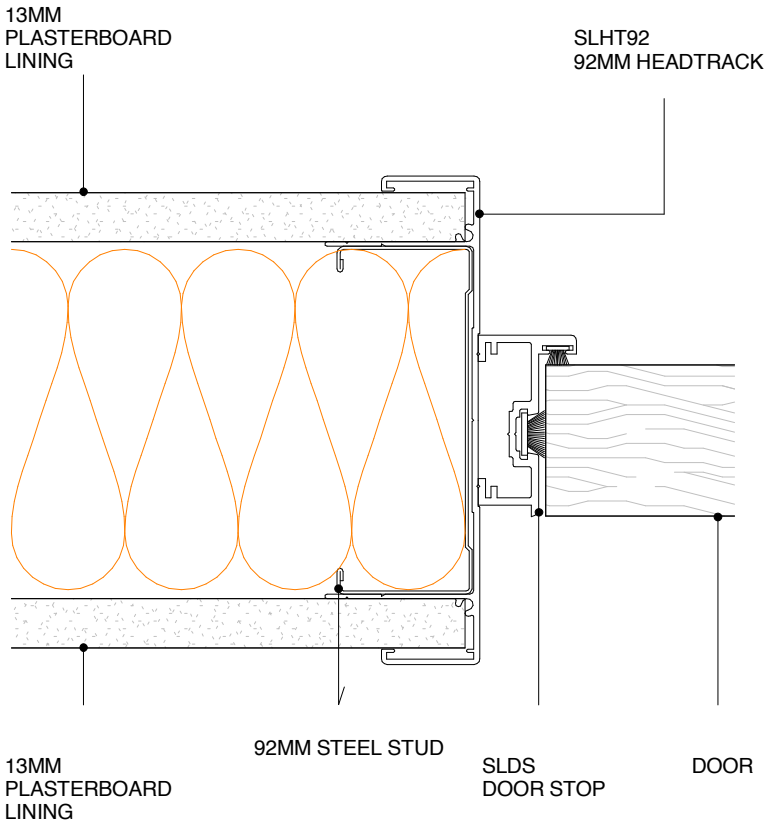

POTTER ALUMINIUM SYSTEMS
SOFTLINE 92MM - STOPENDS TO WALLBOARD DOORSTOP
PLAN VIEW

7.6.7	1:2@A4	A 24/05/16	0800 POTTER (0800 768 837) WWW.POTTERS.CO.NZ
SHEET	SCALE	ISSUED DATE	SUBJECT TO CHANGE WITHOUT NOTICE

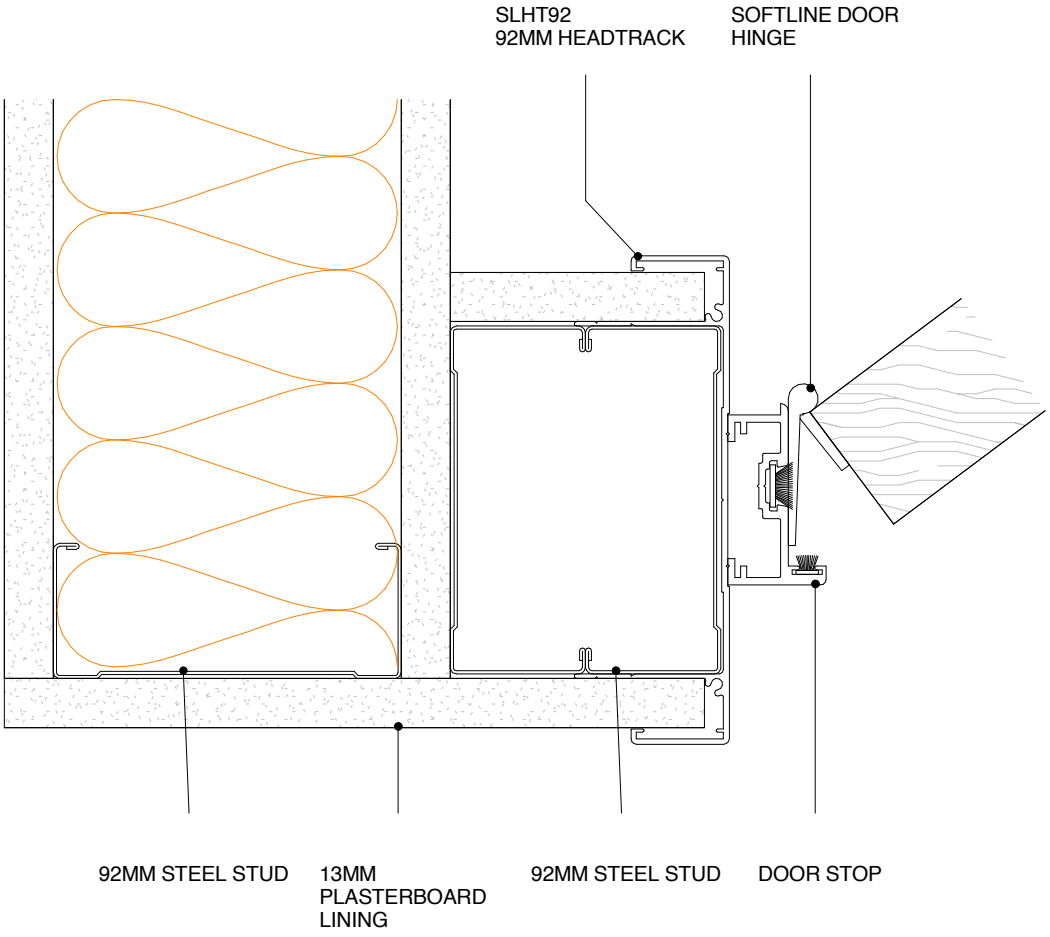

POTTER ALUMINIUM SYSTEMS
SOFTLINE 92MM - DOOR TO SOLID WALL
PLAN VIEW

7.6.8	1:2@A4	A 24/05/16	0800 POTTER (0800 768 837) WWW.POTTERS.CO.NZ
SHEET	SCALE	ISSUED DATE	SUBJECT TO CHANGE WITHOUT NOTICE

POTTER
INTERIOR SYSTEMS

WWW.POTTERS.CO.NZ

AUCKLAND + HEAD OFFICE
9 McNab Street, Penrose
PO Box 13 451, Onehunga 1643
Phone 09 579 1338
Fax 09 579 2383

WELLINGTON
20 Hutt Road, Petone
PO Box 33 338, Petone, Lower Hutt 5046
Phone 04 568 8855
Fax 04 568 8840

CHRISTCHURCH
37 Kingsley Street, Sydenham, Christchurch 8023
PO Box 12244, Beckenham, Christchurch
Phone 03 338 8763
Fax 03 338 0680

0800 POTTERS
www.potters.co.nz
info@potters.co.nz // specsupport@potters.co.nz

Building business together since 1966

Wall | Ceiling | Insulation | Whiteboards | Acoustic Wall Coverings

A business unit of CSR Building Products (NZ) Ltd
© Copyright Potter Interior Systems 2016

CSR