



# DS SERIES DOORS + SLIDERS

## PRODUCT SUMMARY

Designed to fit with Potter aluminium partition systems (PAS)

- Available in 35mm thick doors only
- Styles and rail sizes 45mm, 75mm, 100mm, 120mm and 150mm
- Can accommodate glass thicknesses of 13mm thick laminated glass

## DS Series Sliders, Bi-Folds + Stacker Doors

- Designed to fit with Potter aluminium partition systems (PAS)
- Available in numerous configurations based around the 38mm door series

## DS Series Smoke Rated Doors

- Proudly designed by Potter Interior Systems and manufactured in New Zealand
- Door system has undergone extensive testing at ambient temperatures in accordance with AS/NZS 1530.7:1998
- The DS Series Smoke Control Door not only complies with the stringent requirements of the New Zealand Building Code (NZBC) but has achieved an outstanding -/-SM rating.
- This underscores our commitment to providing top-tier smoke control solutions to enhance safety and performance.

## FINISHING OPTIONS

- The range is stocked in either a Mill or Anodised finish, or can be Powdercoated to a colour of your choice, including our exclusive 'Potters Black' and various MetWood finishes
- An antimicrobial coating can also be applied for use in hygiene and medical spaces
- We also specialise in custom specifications upon request

## SUSTAINABILITY

- All our aluminium partition suites carry the Declare label - ensuring they contain no harmful chemicals
- Final assembly: New Zealand Life expectancy: 50+ years.
- End of life options: 100% reusable/recyclable

## WARRANTY

- Designed and produced in New Zealand, our proven range of aluminium partitioning suites carry a ten (10) year warranty from the date of installation. (Subject to terms + conditions)



## HANDLING, STORING AND MAINTENANCE

Aluminium has a high natural resistance to corrosive conditions. The principal things to guard against are surface abrasions or water stains. Water stain is a superficial condition and the mechanical properties of the metal are not affected. If aluminium arrives in a wet condition, it should be thoroughly dried before storing. This may be done by evaporation or through dry air currents. When the moisture is removed within a short period, no stain will result. The metal should not be stored near obvious water sources and should be kept at a reasonable distance from open doors and windows.

### HINGED DOORS

#### At 12 monthly intervals the following should be checked

- All Hinge screws to be checked and tightened if required
- Hinge pivot pins lubricated if necessary
- Wipe over with a damp cloth

#### At 6 monthly intervals

- Check that auto door closers are functioning correctly and adjust accordingly

### DOOR LEAF

#### At 12 monthly intervals the following should be checked

- Check the glazing bead is securely fastened to the door stile and rail. Adjust into a tight position if necessary
- Check to make sure the rail and stile are fixed together solidly at the joints, adjust if necessary
- Check that all glazing rubbers are intact and in their correct position.
- Check to make sure the slipper plates are in their correct position – adjust if necessary
- Wipe over with a damp cloth

### SLIDING DOOR COMPONENTS

#### At 6 monthly intervals the following should be checked

- Check and clean Tracks and wheels where necessary
- Adjust door heights if required using the adjustment screws on the wheels so that doors are level and free running

### CLEANING

The surface of fabricated aluminium can be spoiled by improper care. If cleaned reasonably frequently then the mildest methods of washing will produce satisfactory results. The type of cleaning is governed by the finish, degree of soiling, size, shape and location. The following cleaning methods are listed in order of mild to harsh. The mildest treatment should be tried on a small area and only then should the next be examined.

1. Plain water
2. Water with mild soap or detergent
3. Solvents, e.g. kerosene, turpentine, white spirit
4. Non-etching chemical cleaner
5. Wax-base polish
6. Abrasives + Abrasive wax

After applying the cleaning agents, the surface should be washed and dried with a clean cloth to prevent streaking. If using proprietary cleaners, the manufacturer's recommendation should be obtained and followed carefully.

If abrasives are used, the aluminium finish may be altered. If there is a grain in the finish then cleaning should be performed with the grain. When all other methods fail it may be necessary to resort to heavy-duty cleaning.

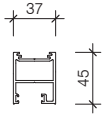
### WARRANTY

Designed and produced in New Zealand, our proven range of aluminium partitioning suites carry a ten (10) year warranty from the date of installation. (Subject to terms + conditions)



**Declare.**

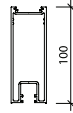
## STANDARD PROFILES



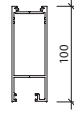
**PAS500/45**  
SOHO 45MM DOOR STILE



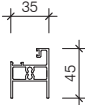
**PAS500**  
DS DOOR STILE 75MM



**PAS500/100**  
DS DOOR STILE 100MM



**PAS500/100-D**  
DS DOOR STILE 100MM



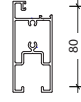
**PAS503/45**  
SOHO 45MM TOP + BOTTOM DOOR RAIL



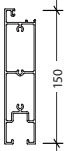
**PAS503**  
75MM x 38MM DOOR RAIL



**PAS503-F**  
DS FLAT TOP DOOR RAIL 63MM



**PAS503/80**  
DS DOOR RAIL 80MM



**PAS503/150**  
DS DOOR RAIL 150MM



**PAS504**  
GLAZING BEAD - 38MM DOOR 6-8MM



**PAS504/B**  
DS DOOR BEAD 10-13MM



**PAS505/45**  
DS MID RAIL 45MM X 35MM



**PAS505**  
MID RAIL 75MM X 35MM



**PAS506-CAB**  
SLIPPER PLATE



**PAS508/A**  
DS BOTTOM ROLLER TRACK/A



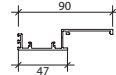
**PAS508/B**  
DS BOTTOM ROLLER TRACK/B



**PAS509**  
SLIDING DOOR PICK UP



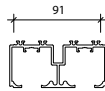
**PAS509T**  
TOP ROLLER DOOR PICK UP



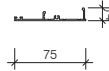
**PAS510**  
RETURN SLIPPER PLATE



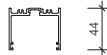
**PAS522**  
DS SLIDING DOOR TRACK



**PAS522/D**  
DS SLIDING DOOR TRACK



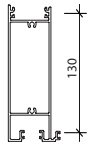
**PAS523**  
DS PELMET FOR SINGLE + DOUBLE TRACK



**PAS524**  
BOTTOM SLIDING DOOR HEAD TRACK



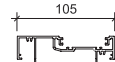
**PAS531**  
500 SERIES SLIDING DOOR PELMET



**PAS532**  
500 SERIES GLAZING RAIL



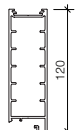
**PAS533/C**  
DS CLIP-IN DOOR STOP



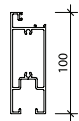
**PAS533**  
500 SERIES DOOR STOP FRAME



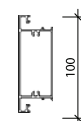
**PAS534**  
500 SERIES GLAZING/PELMET CAP



**PAS500/120**  
DS DOOR STILE 120MM



**PAS503/100**  
DS DOOR RAIL 100MM



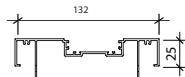
**PAS505/100**  
MID RAIL 100MM



**PAS520**  
SLIDING DOOR LOCATING FRAME



**PAS530/D**  
DOUBLE STARTING FRAME



**PAS535**  
SLIDING DOOR STOP 132MM



**PAS501**  
ACOUSTIC SLIPPER PLATE



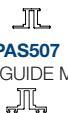
**PAS502**  
FLAT SLIPPER PLATE



**PAS506**  
ALI DOOR SLIPPER SUIT PILE



**PAS503/120**  
DS DOOR RAIL 120MM



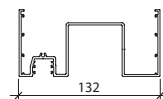
**PAS507**  
INTERNAL GUIDE MILL 3.0M



**PAS521**  
SLIDING DOOR FRAME CAP



**PAS530**  
500 SERIES STARTING FRAME



**PAS555**  
A SERIES 132 BI-FOLD HEAD TRACK

**PAS507/AS**  
ACOUSTIC INTERNAL GUIDE MILL 3.0M