



HERADESIGN[®]

Wood Wool Baffle Element

Features


- Attractive linear ceiling system that screens the open plenum
- Available in two textures and a wide range of sizes and colors for flexible design
- Excellent sound absorption for a quieter, more comfortable space
- Durable surface
- Sustainable natural ingredients for Green Star contribution
- Fast and easy installation options

Application Areas

- Airports / Bus / Train Stations
- Retail
- Education – Lecture theatres and Libraries
- Atriums, Lobbies, Reception Areas
- Leisure centres
- Open spaces that are acoustically challenged



Product Data **HERADESIGN® Fine** **HERADESIGN® Superfine**







mm	Standard dimensions and weights	HERADESIGN® Fine		HERADESIGN® Superfine		
		Size (mm)	Item	Weight (Kg/ Baffle)	Item	Weight (Kg/ Baffle)
	<ul style="list-style-type: none"> Special sizes available upon request: Maximum length of 2500mm 	600 x 300	HBAFBF0603F_*	3.1	HBAFBS0603F_*	3.0
		1200 x 300	HBAFBF1203F_*	6.3	HBAFBS1203F_*	6.0
		1800 x 300	HBAFBF1803F_*	9.4	HBAFBS1803F_*	9.0
		600 x 600	HBAFBF0606F_*	6.1	HBAFBS0606F_*	5.8
		1200 x 600	HBAFBF1206F_*	12.2	HBAFBS1206F_*	11.6
		1800 x 600	HBAFBF1806F_*	18.3	HBAFBS1806F_*	17.4
<p>Note: *_ Add Suffix to Item No. to identify colour selection: N for natural, W for White etc</p>						

Technical data












- Material: Magnesite bonded wood fibres, finished with an acrylic paint
- Construction: Two layer Baffle with anodised aluminium support profile on the top side

Colours

White	Beige	Pastel colours	Solid colours
Similar to RAL 9010	Natural tone 13		
			

- The unique and natural structure of HERADESIGN® wood wool makes it an ideal solution for projects requiring creative colour schemes. Choose from an almost unlimited range of popular RAL and NCS colour systems.
- Deviations in colour and visual appearance may occur due to the rough fibre and panel surface.



	Fire resistance	Conforms with NCC Spec. C1.10 as tested to AS 5637.1:2015 - Group 1, and ISO 5660 - Group 1 - S		
	Sound absorption	NRC up to 0.60 (Contact your AMF Technical Representative for more details)		
	Humidity resistance	Humidity Resistance (RH90% at 5°C - 40°C) Refer to website for additional information		
	Indoor air quality	 A+	Cleanability / Durability   	

Sustainability



HERADESIGN® Baffle Element Specifications

- Ceiling system shall comprise of 30mm thick AMF HERADESIGN® Wood Wool Baffle Element magnesite-bonded panels.
- Finish shall be Fine / Superfine texture in White / Beige / RAL____ colour.
- Nominal size 600x300mm / 1200x300mm / 1800x300mm / 600x600mm / 1200x600mm / 1800x600mm.
- Baffle centre spacings shall be __mm with end-to-end panel spacings of __mm.
- Suspension shall be Single Hanger at __mm height / Short Hanger at 42.5mm height / Wire Hanging Kit at __mm height.


HERADESIGN® Baffle Element Suspension System Options

1. Single Hanger (standard)

- Pre-assembled hanger with integrated torsion protection in the hanger and Baffle base for suspending the individual HERADESIGN® Baffle Element from the ceiling or from suspended ceiling systems.
- The top part of the hanger is fastened to the ceiling either with suitable screws and screw anchors or by screwing onto an M6 threaded bolt.

Assembly tip

- The fastening in the substrate must be extremely precise for single hangers since the absence of ceiling rails does not permit horizontal adjustment.



Individual hanger, top

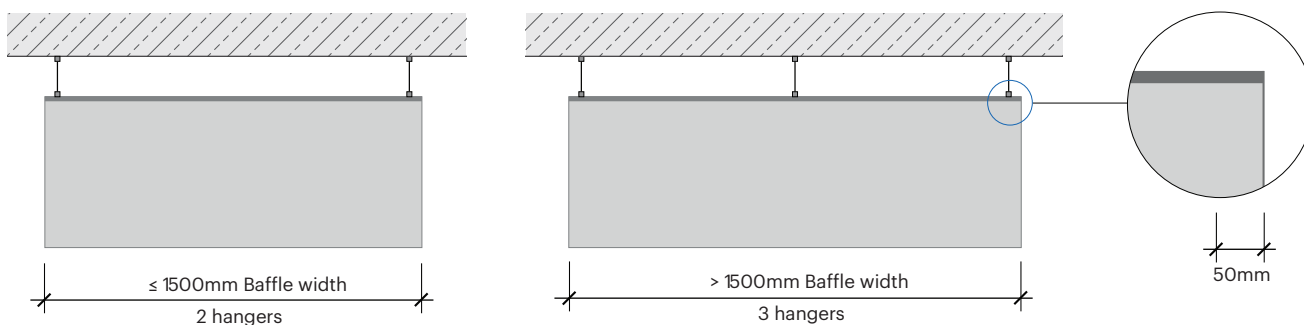
Item No.
HSINGLEHANG500F

Wire hanger, bottom

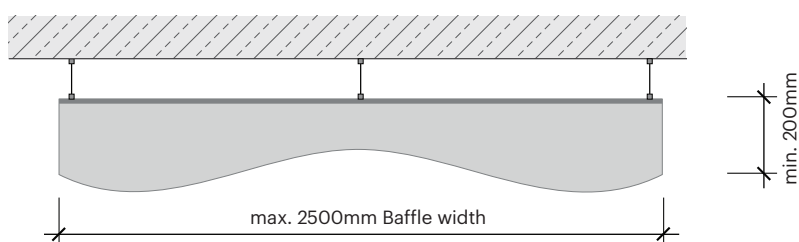


- No tools required for installation
- Precise, continuous height adjustment possible
- Wire Ø 1.2mm, 7 x 7 galvanised steel, length 500mm, Nominal strength: 2400 N/mm²
- Side wire guide
- Surface of hanger and Baffle base: matt nickel
- Max. suspension height = 450mm (top edge of ceiling rail to top edge of Baffle)
- At least 2 hangers per Baffle
- Max. working load per hanger 160 N/16 kg
- Max. breaking strength per hanger 800 N/80 kg

Number of hangers per Baffle



Special shapes available on request



HERADESIGN® Baffle Element Suspension System Options

2. Short Hanger

Pre-assembled hanger with integrated torsion protection and easy-to-click metal clamps for suspending HERADESIGN® Baffle Element from the ceiling fastening or guide rail.



- No tools required for installation
- Self-fastening
- Surface of the Baffle base: matt nickel
- Quick and simple installation at any location
- Fastest possible installation thanks to easy-to-click function
- Suspension height = 42.5mm (top edge of ceiling rail to top edge of Baffle)
- At least 2 hangers per Baffle
- Max. working load per hanger 300 N/30 kg
- Max. breaking strength per hanger 1500 N/150 kg

3. Wire Hanging Kit

Pre-assembled hanger with integrated torsion protection in the hanger and Baffle base for suspending HERADESIGN® Baffle Element from the ceiling fastening or guide rail.



- No tools required for installation
- Precise, continuous height adjustment possible
- Wire Ø 1.2mm, 7 x 7 galvanised steel, length 500mm
Nominal strength: 2400 N/mm²
- Side wire guide
- Surface of hanger and Baffle base: matt nickel
- Max. suspension height = 450mm (top edge of ceiling rail to top edge of Baffle)
- At least 2 hangers per Baffle
- Max. working load per hanger 160 N/16 kg
- Max. breaking strength per hanger 800 N/80 kg

For further information, please visit our website and download our Installation Guide or contact your AMF Technical Representative



Distributed by

www.potters.co.nz

0800 POTTERS. | info@potters.co.nz

Auckland, Hamilton, Wellington + Christchurch

