




## P40-MAK Wrap™

*High performance, lightweight thermal wrap, providing high performance insulation to penetrating pipes, cables and cable trays.*

*Approved to AS1530.4: 2014 & AS4072.1-2005*



### *Technical Data Sheet*

*Edition 5*

*March 2021*

*High performance thermal wrap...*


## KEY BENEFITS

- Provides excellent insulation to services penetrating fire walls and floors
- Lightweight, flexible and easy to install
- Provides up to 2hrs insulation with a single layer
- Cost effective wrapping system
- Foil backing increases strength and covers exposed fibres
- Approved to multiple International Standards, including AS1530.4: 2014 and AS4072.1-2005

## INTRODUCTION

**BOSS P40-MAK Wrap™** is designed to provide a simple and effective method for increasing the insulation rating of thermally conductive service penetrations through fire walls and floors.

It consists of medium density mineral fibre insulation, lined on one face with reinforced aluminium foil backing. When used in conjunction with other high performance BOSS penetration seals, **BOSS P40-MAK Wrap™** will increase the insulation rating of the installed system by up to 120 minutes, by blocking the transfer of heat from thermally conductive services in a fire situation.



**BOSS P40-MAK Wrap™** is lightweight, easy to handle and simple to install. It can simply be wrapped around the services to be protected and secured in place using a number of methods.

The mineral fibre insulation is non-toxic and unaffected by oil, fungus, moisture and contains no halogens or asbestos.

## PHYSICAL SPECIFICATION

Approved to AS1530.4: 2014 & AS4072.1-2005


<b>Dimensions:</b>	1000mm x 300mm x 38mm 4500mm x 300mm x 38mm
<b>Density:</b>	40kg/m <sup>3</sup>
<b>Backing:</b>	Reinforced Aluminium Foil (1 side)
<b>Insulation:</b>	Up to 120 minutes (Refer tables in Performance Specifications beginning on page 3).

## APPLICATIONS

**BOSS P40-MAK Wrap™** is suitable for use in any building which has single or multiple services penetrating fire rated compartment walls and floors.

Typical installations are:

- Apartments & Residential
- Retail stores and shopping centres
- Commercial buildings
- Telecommunications / data centres
- Power stations / substations
- Factories / industrial applications
- Office fit-outs



## PERFORMANCE SPECIFICATIONS

BOSS P40-MAK Wrap has approvals to AS1530.4: 2014 and AS4072.1-2005 for a wide variety of applications, insulating heat-conductive services for up to 120 minutes.

Applications include steel, copper & iron pipes, lagged steel, copper & copper pipes, mains power cables, TPS circuit cables, telecommunications cables and cable trays.

Approved substrates include a wide range on a range of wall types including FR plasterboard, Shaftwall / Shaftliner, concrete, solid & hollow masonry, AAC, Hebel, Speedpanel, Korok, Pronto Panel, Supa Panel & AFS.

Please refer to the following tables on pages 4 to 10 for specific performance information.

### IMPORTANT:


In order to ensure performance and compliance, passive firestopping products must be installed in accordance with the test evidence, manufacturer's specifications or be the subject of a performance solution.

Each project and/or application may have specific requirements and you should investigate these carefully.

Ensure that you read and understand the appropriate certification and how it relates to your specific construction details, and ensure you seek acceptance from the Certifying Authority or compliance inspector before installation.

Ensure your installation is carried out in accordance with the test certification, manufacturer's instructions, and in accordance with the relevant local building regulations, National Construction Code or Building Code.


For updates on the range of BOSS Fire® certification please contact BOSS Technical Services. +612 9531 8591 OR [info@bossfire.com.au](mailto:info@bossfire.com.au)



**Table 1. NON-INSULATED METAL PIPES - FLOORS**

Element	Substrate	FRL	Service Type	Service Size	Primary Fire Stopping Element	Secondary Fire Stopping Element	Tertiary Fire Stopping Element	Cert Ref
Floors	Min 150mm Concrete	-/120/120	Steel, Copper & Iron Pipes	32mm Ø	FireMastic-300™ - 10mm x 10mm Surface Fillet Top Side Only	P40-MAK Wrap - 300mm Top Side Only	BOSS Batt - 2 x 50mm Used if needed to fire stop oversize apertures	FAS190346 R1.4
				32mm - 159mm Ø	- Annular Gap Min 25mm Depth Both Sides	P40-MAK Wrap - 600mm Top Side Only		
				32mm - 100mm Ø	*If using pillows: - 20mm Surface Fillet Both Sides - Annular Gap between service filled to full depth.	P40-MAK Wrap - 600mm Top Side Only - Wrapped twice around pipe	BOSS FirePillows-240™ Used if needed to fire stop oversize apertures	
Floors	Min 150mm Concrete	-/180/120	Copper Pipes	100mm Ø	FireMastic-300™ - 20mm x 20mm Surface Both Sides -Applied length wise along pillows. - Annular Gap between service filled to full depth.	P40-MAK Wrap - 600mm Top Side Only - Wrapped twice around pipe	BOSS FirePillows-240™	FAS190042 R1.2


*The table above only relates to BOSS Fire® solutions using the P40-MAK Wrap™ product. For other BOSS Fire® products that offer certified non-insulated metal pipe penetration systems please consult the BOSS Fire website - [bossfire.com](http://bossfire.com)*



**Table 2. NON-INSULATED METAL PIPES – WALLS**

Element	Substrate	FRL	Service Type	Service Size	Primary Fire Stopping Element	Secondary Fire Stopping Element	Tertiary Fire Stopping Element	Cert Ref
Walls	Min 96mm Thick: FR Plasterboard/GIB, Concrete, Masonry	-/90/90	Copper / Steel Pipe	19mm Ø	FireMastic-300™ - 50mm x 50mm Fillet	P40-MAK Wrap – 300mm Both Sides	N/A	CSIRO COT 2968
Walls	Min 96mm (90min FRL ) or 116mm (120min FRL): -FR Plasterboard / GIB -Shaftwall / Shaftliner -Concrete -Solid & Hollow Masonry -AFS  Walls with localised build up to min 96mm (90min FRL ) or 116mm (120min FRL): -Speedpanel & Korok -AAC / Hebel -Pronto Panel -Supa Panel  Build up options - 100mm clearance from perimeter of service: -BOSS Batt -FR Plasterboard -Calcium Silicate Board -Shaftwall / Shaftliner	Wall must be minimum 96mm Thick: -/90/90  Or  Wall must be minimum 116mm Thick: -/120/120	Steel, Copper & Iron Pipes	32mm - 80mm Ø	FireMastic-300™ - 20mm x 20mm Surface Fillet - Annular Gap Min 26mm Depth - Both Sides of wall	P40-MAK Wrap - 300mm Both Sides	BOSS Batt - 2 x 50mm Used if needed to fire stop oversize apertures	FAS190346 R1.4
				80mm - 159mm Ø	FireMastic-300™ - 20mm x 20mm Surface Fillet - Annular Gap Min 26mm Depth - Both Sides of wall	P40-MAK Wrap - 600mm Both Sides		
Walls	Min 140mm Thick: -Concrete -Solid & Hollow Masonry -AFS  Walls with Build Up to Min 140mm: -Speedpanel & Korok -AAC / Hebel -Pronto Panel -Supa Panel	-/180/120	Steel, Copper & Iron Pipes	32mm - 100mm Ø	FireMastic-300™ - 20mm x 20mm Surface Fillet - Annular Gap Min 26mm Depth - Both Sides of wall  *If using pillows: - 20mm Surface Fillet Both Sides - Annular Gap between service filled to full depth.	P40-MAK Wrap - 600mm Both Sides	BOSS FirePillows- 240™ Used if needed to fire stop oversize apertures	FAS190346 R1.4
Walls	Min 140mm Concrete Block Wall	-/180/120	Copper Pipes	100mm Ø	FireMastic-300™ - 20mm x 20mm Surface Fillet Both Sides -Applied length wise along pillows. - Annular Gap between service filled to full depth.	P40-MAK Wrap - 600mm Both Sides  - Wrapped twice around pipe	BOSS FirePillows- 240™	FAS190042 R1.2

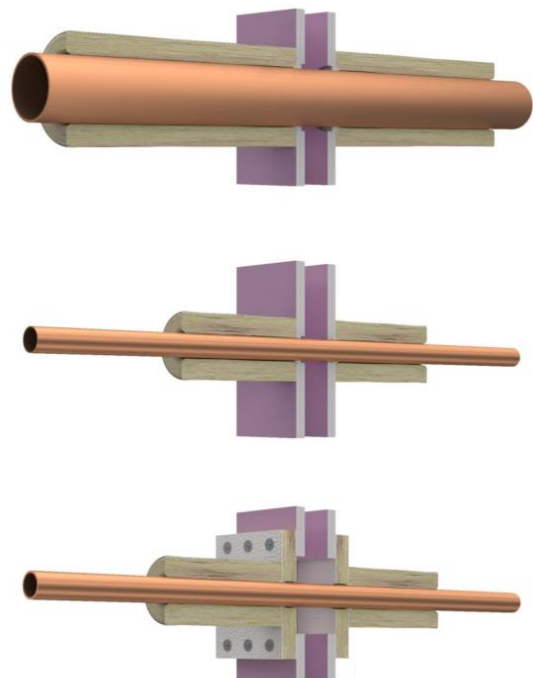
For more non-insulated metal pipes in wall solutions refer to the following page.



**Table 3. NON-INSULATED METAL PIPES – WALLS Continued**

Element	Substrate	FRL	Service Type	Service Size	Primary Fire Stopping Element	Secondary Fire Stopping Element	Tertiary Fire Stopping Element	Cert Ref
Walls	Min 100mm Thick: FR Plasterboard/GIB Concrete, Masonry  Walls with Build Up to Min 100mm: -Speedpanel or similar	-/120/120	Steel & Copper Pipes	Up to 42mm Ø	BOSS Batt - 2 x 50mm with Ablative Coating or BOSS Flexi-Batt - 1 x 100mm with Flexi-Coat- MAK Coating	P40-MAK Wrap - 300mm Both Sides	FireMastic-300™	FTC 842
Walls	Min 100mm Thick: FR Plasterboard/GIB Concrete, Masonry  Walls with Build Up to Min 100mm: -Speedpanel or similar	-/120/120	Steel Pipes	Up to 60mm Ø	BOSS Batt - 2 x 50mm with Ablative Coating or BOSS Flexi-Batt - 1 x 100mm with Flexi-Coat- MAK Coating	P40-MAK Wrap - 300mm Both Sides	FireMastic-300™	FTC 842
Walls	Min 100mm Thick: FR Plasterboard/GIB Concrete, Masonry  Walls with Build Up to Min 100mm: -Speedpanel or similar	-/120/90	Steel & Copper Pipes	Up to 150mm Ø	BOSS Batt - 2 x 50mm with Ablative Coating or BOSS Flexi-Batt - 1 x 100mm with Flexi-Coat- MAK Coating	P40-MAK Wrap - 600mm Both Sides - Wrapped twice around pipe	FireMastic-300™	FTC 842
Walls	Min 100mm Thick: FR Plasterboard/GIB Concrete, Masonry  Walls with Build Up to Min 100mm: -Speedpanel or similar	-/90/30	Steel Pipes	Up to 220mm Ø	BOSS Batt - 2 x 50mm with Ablative Coating or BOSS Flexi-Batt - 1 x 100mm with Flexi-Coat- MAK Coating	P40-MAK Wrap - 300mm Both Sides	FireMastic-300™	FTC 842

The table above only relates to BOSS Fire® solutions using the P40-MAK Wrap™ product. For other BOSS Fire® products that offer certified non-insulated metal pipe penetration systems please consult the BOSS Fire website - [bossfire.com](http://bossfire.com)





**Table 4. INSULATED METAL PIPES**

Element	Substrate	FRL	Service Type	Service Size	Primary Fire Stopping Element	Secondary Fire Stopping Element	Tertiary Fire Stopping Element	Cert Ref
Walls	Min 96mm (90min FRL ) or 116mm (120min FRL): -FR Plasterboard / GIB -Shaftwall / Shaftliner -Concrete -Solid & Hollow Masonry -AFS  Walls with localised build up to min 96mm (90min FRL ) or 116mm (120min FRL): -Speedpanel & Korok -AAC / Hebel -Pronto Panel -Supa Panel  Build up options - 100mm clearance from perimeter of service: -BOSS Batt -FR Plasterboard -Calcium Silicate Board -Shaftwall / Shaftliner	Wall must be minimum 96mm Thick: -/90/90  Or  Wall must be minimum 116mm Thick: -/120/120	Thermobreak Lagged Steel, Copper & Iron Pipes  Lagging Thickness: 30 – 50mm	32mm - 80mm Ø	MaxiCollar™ - Fitted Both Sides FireMastic-300™ - Max 5mm wide x Min 5mm depth flush finish - Both Sides	P40-MAK Wrap - 300mm Both Sides	BOSS Batt - 2 x 50mm Used if needed to fire stop oversize apertures	FAS190346 R1.4
				80mm - 159mm Ø	MaxiCollar™ - Fitted Both Sides FireMastic-300™ - Max 5mm wide x Min 5mm depth flush finish - Both Sides	P40-MAK Wrap - 600mm Both Sides		
				32mm - 80mm Ø	UniWrap® (Multiple Layers) - Fitted Both Sides FireMastic-300™ - Max 5mm wide x Min 5mm depth flush finish - Both Sides	P40-MAK Wrap - 300mm Both Sides		
				80mm - 159mm Ø	UniWrap® (Multiple Layers) - Fitted Both Sides FireMastic-300™ - Max 5mm wide x Min 5mm depth flush finish - Both Sides	P40-MAK Wrap - 600mm Both Sides		
Floors	Min 150mm Concrete	-/120/120	Thermobreak Lagged Steel, Copper & Iron Pipes  Lagging Thickness: 30 – 50mm	32mm Ø	MaxiCollar™ - Fitted Underside Only FireMastic-300™ - 10mm x 10mm fillet on top side only - Annular Gap Max 5mm wide x Min 25mm depth both sides	P40-MAK Wrap - 300mm Top Side Only	BOSS Batt - 2 x 50mm Used if needed to fire stop oversize apertures	FAS190346 R1.4
				32mm - 159mm Ø	UniWrap® (Multiple Layers) - Fitted Top & Bottom Side FireMastic-300™ - 10mm x 10mm fillet on top side only - Annular Gap Max 5mm wide x Min 25mm depth both sides	P40-MAK Wrap - 600mm Top Side Only		
				32mm Ø	UniWrap® (Multiple Layers) - Fitted Top & Bottom Side FireMastic-300™ - 10mm x 10mm fillet on top side only - Annular Gap Max 5mm wide x Min 25mm depth both sides	P40-MAK Wrap - 300mm Top Side Only		
				32mm - 159mm Ø	UniWrap® (Multiple Layers) - Fitted Top & Bottom Side FireMastic-300™ - 10mm x 10mm fillet on top side only - Annular Gap Max 5mm wide x Min 25mm depth both sides	P40-MAK Wrap - 600mm Top Side Only		
Walls	Min 100mm Thick: FR Plasterboard/GIB Concrete, Masonry Walls with Build Up to Min 100mm: -Speedpanel or similar	-/120/120	Thermobreak Lagged Steel & Copper Pipes (50mm Lagging)	Up to 80mm Ø	BOSS MaxiCollar™ + BOSS Batt - 2 x 50mm with Ablative Coating or BOSS Flexi-Batt - 1 x 100mm with Flexi-Coat-MAK Coating	P40-MAK Wrap - 300mm Both Sides	FireMastic-300™	FTC 842

The table above only relates to BOSS Fire® solutions using the P40-MAK Wrap™ product. For other BOSS Fire® products that offer certified insulated metal pipe penetration systems please consult the BOSS Fire® website - bossfire.com

**Table 5. ELECTRICAL POWER CABLES INCL CABLE TRAYS**

Element	Substrate	FRL	Service Type	Service Size	Primary Fire Stopping Element	Secondary Fire Stopping Element	Tertiary Fire Stopping Element	Cert Ref
Wall	Min 96mm Thick FR Plasterboard/GIB, Concrete, Masonry	-/90/90	Power Cable Bundle + Cable Tray	Bundle 3 x Mains Power Cables 3C+E 6mm <sup>2</sup> + Bundle 8 x Mains Power Cables 3C+E 16mm <sup>2</sup>	FireMastic-300™ -50mm x 50mm Fillet	P40-MAK Wrap™ - 300mm Both Sides	n/a	CSIRO COT 2972
Wall	78mm Speedpanel	-/120/120	Power Cable Bundle + Cable Tray	Appendix D1 Electrical Cable Configuration: - 1 x 630mm <sup>2</sup> Single Core - 1 x 185mm <sup>2</sup> 3C+E - 3 x 6mm <sup>2</sup> 3C+E - 8 x 16mm <sup>2</sup> 3C+E	BOSS Batt - 2 x 50mm with Ablative Coating	P40-MAK Wrap™ - 300mm Both Sides	Firesound Mastic to all gaps around cables and batts	CSIRO COT 2822
Walls	Min 140mm Concrete Block Wall	-/180/120	Power Cable Bundle + Cable Tray	Appendix D1 Electrical Cable Configuration: - 1 x 630mm <sup>2</sup> Single Core - 1 x 185mm <sup>2</sup> 3C+E - 3 x 6mm <sup>2</sup> 3C+E - 8 x 16mm <sup>2</sup> 3C+E	BOSS FirePillows-240™	P40-MAK Wrap™ - 300mm Both Sides - Wrapped twice around services	FireMastic-300™ - 20mm x 20mm Surface Fillet Both Sides - Applied length wise along pillows. - Annular Gap between service filled to full depth.	FAS190042 R1.2
Floors	Min 150mm Concrete Slab	-/180/120	Power Cable Bundle + Cable Tray	Appendix D1 Electrical Cable Configuration: - 1 x 630mm <sup>2</sup> Single Core - 1 x 185mm <sup>2</sup> 3C+E - 3 x 6mm <sup>2</sup> 3C+E - 8 x 16mm <sup>2</sup> 3C+E	BOSS FirePillows-240™	P40-MAK Wrap™ - 300mm Top Side Only - Wrapped twice around services	FireMastic-300™ - 20mm x 20mm Surface Fillet Both Sides - Applied length wise along pillows. - Annular Gap between service filled to full depth.	FAS190042 R1.2
Walls	Min 100mm Thick: FR Plasterboard/GIB Concrete, Masonry  Walls with Build Up to Min 100mm: -Speedpanel or similar	-/120/120	Power Cable Bundle + Cable Tray	Appendix D1 Electrical Cable Configuration: - 1 x 630mm <sup>2</sup> Single Core - 1 x 185mm <sup>2</sup> 3C+E - 3 x 6mm <sup>2</sup> 3C+E - 8 x 16mm <sup>2</sup> 3C+E	BOSS Batt - 2 x 50mm with Ablative Coating or BOSS Flexi-Batt - 1 x 100mm with Flexi-Coat-MAK Coating	P40-MAK Wrap™ - 300mm Both Sides	FireMastic-300™	FTC 842

The table above only relates to BOSS Fire® solutions using the P40-MAK Wrap™ product. For other BOSS Fire® products that offer certified electrical power cable penetration systems please consult the BOSS Fire® website - [bossfire.com](http://bossfire.com)



**Table 6. COMMS / DATA CABLES INCL CABLE TRAYS**

Element	Substrate	FRL	Service Type	Service Size	Primary Fire Stopping Element	Secondary Fire Stopping Element	Tertiary Fire Stopping Element	Cert Ref
Wall	Min 96mm Thick FR Plasterboard/GIB, Concrete, Masonry	-/90/90	Comms Cable Bundle + Cable Tray	Appendix D2 Telecommunications Cable Configuration - Bundle 60 Cables - Approx. 14mm Dia. Ea.	FireMastic-300™ -50mm x 50mm Fillet	P40-MAK Wrap™ - 300mm Both Sides	n/a	CSIRO COT 2970
Wall	78mm Speedpanel	-/120/120	Comms Cable Bundle + Cable Tray	Appendix D2 Telecommunications Cable Configuration - Bundle 60 Cables - Approx. 14mm Dia. Ea.	BOSS Batt - 2 x 50mm with Ablative Coating	P40-MAK Wrap™ - 300mm Both Sides	Firesound Mastic to all gaps around cables and batts	CSIRO COT 2823
Walls	Min 140mm Concrete Block Wall	-/180/120	Comms Cable Bundle + Cable Tray	Appendix D2 Telecommunications Cable Configuration - Bundle 60 Cables - Approx. 14mm Dia. Ea.	BOSS FirePillows-240™	P40-MAK Wrap™ - 300mm Both Sides - Wrapped twice around services	FireMastic-300™ - 20mm x 20mm Surface Fillet Both Sides -Applied length wise along pillows. - Annular Gap between service filled to full depth.	FAS190042 R1.2
Floors	Min 150mm Concrete Slab	-/180/120	Comms Cable Bundle + Cable Tray	Appendix D2 Telecommunications Cable Configuration - Bundle 60 Cables - Approx. 14mm Dia. Ea.	BOSS FirePillows-240™	P40-MAK Wrap™ - 300mm Top Side Only - Wrapped twice around services	FireMastic-300™ - 20mm x 20mm Surface Fillet Both Sides -Applied length wise along pillows. - Annular Gap between service filled to full depth.	FAS190042 R1.2
Walls	Min 100mm Thick: FR Plasterboard/GIB Concrete, Masonry  Walls with Build Up to Min 100mm: -Speedpanel or similar	-/120/120	Comms Cable Bundle + Cable Tray	Appendix D2 Telecommunications Cable Configuration - Bundle 60 Cables - Approx. 14mm Dia. Ea.	BOSS Batt - 2 x 50mm with Ablative Coating or BOSS Flexi-Batt - 1 x 100mm with Flexi-Coat-MAK Coating	P40-MAK Wrap - 300mm Top Side Only	FireMastic-300™	FTC 842

*The table above only relates to BOSS Fire® solutions using the P40-MAK Wrap™ product. For other BOSS Fire® products that offer certified comms & data cable penetration systems please consult the BOSS Fire® website - bossfire.com*

## MIXED SERVICE COMBINATIONS

Service Penetration	Element	Substrate	System Description	Seal Size	FRL	Specific Dimensions	Certification Reference
Mixed Service Combinations: Electrical Plumbing HVAC+R	Wall / Floor / Ceilings	Wide variety of flexible and rigid walls, concrete floor slabs and ceiling systems. <b>For more info refer BOSS Fire Transit Box documentation.</b>	BOSS Fire® Transit Box with P40-MAK Wrap™.  FireMastic-300™ perimeter seal.	Perimeter Seal around box. Refer certification.	-/120/120	Mixed Combinations. <b>For more info refer BOSS Fire Transit Box documentation.</b>	Refer specific product tech data sheet.

*Please refer directly to BOSS Fire® Multi-Service Transit Box for a wider variety of mixed service combinations including an extensive list of approved electrical, plumbing and HVAC solutions. Whilst BOSS P40-MAK Wrap™ is used as thermal insulation blanket for the BOSS Fire® Multi Service Transit Box, the range of solutions are too extensive to include in this document. Please consult the BOSS Fire® website - [bossfire.com](http://bossfire.com)*



## INSTALLATION METHODS

### Preparation:

1. Ensure that the primary service penetration sealing system) has been installed correctly as per the installation instructions for that system.
2. Remove all unnecessary combustible materials from area adjacent to the seal. Use a dust pan and brush, sweep all loose material and debris from the services and service support system.
3. Insulation lagging on services may be left intact.

### Installation:

1. Wear suitable attire and eye protection to avoid skin and eye contact.
2. Fasten one end of the wrap to the services / tray being wrapped using adhesive-backed foil tape.
3. Carefully install the wrap around the service/s and/or tray, applying gentle tension to the foil backing to ensure a snug fit.
4. Cut the wrap to the required length, to ensure a minimum overlap across the join of 100mm or as per the supporting tested system. Note that some tested systems require the services to be wrapped to form multiple layers or in some cases be extended in distance from the substrate requiring multiple wraps.
5. Secure the wrap across the join using adhesive-backed foil tape.
6. Any exposed fibres on the edges of the wrap can be covered by application of a strip of adhesive-backed foil tape.
7. Secure the wrap in position using steel tie-wire or steel cable ties as per the tested system.
8. Maintain a record of the installation and label as required.

## HEALTH AND SAFETY

To learn more about the safe handling of BOSS P40-MAK Wrap™, see the Safety Data Sheet available at [www.bossfire.com.au](http://www.bossfire.com.au)

## IS THIS PUBLICATION CURRENT?

This document may be superseded by new versions. If you are unsure of whether or not this document is a current publication, please call us on +61 2 9531 8591 to confirm.

## LIMITATION

BOSS Fire & Safety Pty Ltd has provided the above technical information in good faith and to the best of its knowledge. This information was deemed to be correct at the time of publication. Should any data come to BOSS Fire & Safety's attention relating to the fire resistance or performance of the product described, BOSS Fire & Safety reserve the right to amend this report.

BOSS Fire & Safety strive to constantly improve and develop products so this information may change without notice.

The information contained herein has been developed as a guide only and it does not constitute a guarantee of compliance of all applications. Each project and/or application may have specific requirements and you should investigate these carefully. Ensure that you have read and understood the appropriate certification relative to your needs, and ensure you seek acceptance from the Certifying Authority or compliance inspector before installation. For updates on the range of BOSS Fire® certification please contact BOSS Technical Services. +61 2 9531 8591

## FURTHER INFORMATION

For additional technical information on the performance of BOSS P40-MAK Wrap™, other BOSS Fire® products or any other BOSS Fire® related information please contact us on:

**AU:**

1300 50 2677  
[Bossfire.com.au](http://Bossfire.com.au)

**NZ:**

0800 50 2677  
[Bossfire.co.nz](http://Bossfire.co.nz)

**Admin:**

+612 9531 8591  
[info@bossfire.com.au](mailto:info@bossfire.com.au)  
Unit 1, 16 Atkinson Rd Taren Point NSW 2229 AUSTRALIA