

# C SERIES 45 PARTITIONS

## PRODUCT SUMMARY

C Series 45 Aluminium Partitions are used as a commodity system when the budget is a factor. It can be designed into the A Series Aluminium Partitions for a slimmer look.

- Standard glazing profile of 45mm wide x 25mm high
- Standard wall size with either a single or double layer of 13mm plaster board each side
- Can accommodate glass thicknesses between 6mm and 13mm
- Door thicknesses between 35mm and 50mm can be used
- Can be fixed to standard openings or fixed to 105 or 132 series head/sill track

## FINISHING OPTIONS

- The range is stocked in either a Mill or Anodised finish, or can be Powdercoated to a colour of your choice, including our exclusive 'Potters Black' and various MetWood finishes
- An antimicrobial coating can also be applied for use in hygiene and medical spaces
- We also specialise in custom specifications upon request

## DS SERIES DOORS + SLIDERS

- Designed to fit with Potter aluminium partition systems - available in 35mm thick doors only
- Styles and rail sizes 45mm, 75mm, 100mm, 120mm and 150mm
- Can accommodate 13mm thick laminated glass
- Sliding doors available in numerous configurations based around the 38mm door series

## SUSTAINABILITY

- All our aluminium partition suites carry the Declare label - ensuring they contain no harmful chemicals
- Final assembly: New Zealand
- Life expectancy: 50+ years.
- End of life options: 100% reusable/recyclable

## HANDLING, STORING AND MAINTENANCE

Aluminium has a high natural resistance to corrosive conditions. The principal things to guard against are surface abrasions or water stains. Water stain is a superficial condition and the mechanical properties of the metal are not affected. If aluminium arrives in a wet condition, it should be thoroughly dried before storing. This may be done by evaporation or through dry air currents. When the moisture is removed within a short period, no stain will result. The metal should not be stored near obvious water sources and should be kept at a reasonable distance from open doors and windows.



## CLEANING

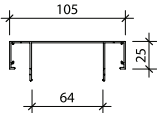
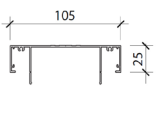
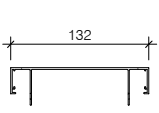
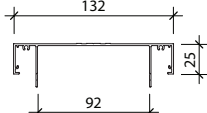

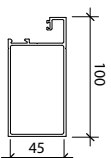
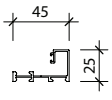
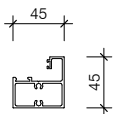
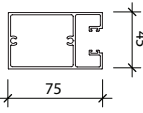
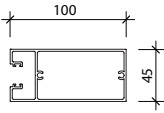


















The surface of fabricated aluminium, whether untreated, anodised or coated, can be spoiled by improper care. Usual care is no more than periodic cleaning. If cleaned reasonably frequently then the mildest methods of washing will produce satisfactory results. The type of cleaning is governed by the finish, degree of soiling, size, shape and location. The following cleaning methods are listed in order of mild to harsh. The mildest treatment should be tried on a small area and if not satisfactory only then should the next be examined.

1. Plain water with mild soap or detergent
2. Solvents, e.g. kerosene, turpentine, white spirit
3. Non-etching chemical cleaner
4. Wax-base polish
5. Abrasives + Abrasive wax

After applying the cleaning agents, the surface should be washed and dried with a clean cloth to prevent streaking. If using proprietary cleaners, the manufacturer's recommendation should be followed carefully. If abrasives are used, the aluminium finish may be altered. If there is a grain in the finish then cleaning should be performed with the grain. When all other methods fail it may be necessary to resort to heavy-duty cleaning.

## WARRANTY

Designed and produced in New Zealand, our proven range of aluminium partitioning suites carry a ten (10) year warranty from the date of installation. (Subject to terms + conditions)

 <p><b>PAS010</b> CAPPING</p>	 <p><b>PAS010/R</b> REBATED HEAD TRACK</p>	 <p><b>PAS310</b> 92MM CAPPING</p>	 <p><b>PAS310/R</b> 92MM REBATED HEAD TRACK</p>
 <p><b>PAS002</b> ONE PCE GLAZING FRAME</p>	 <p><b>PAS003</b> BEADED POST</p>	 <p><b>PA004</b> 45MM GLAZING FRAME/BAR</p>	 <p><b>PAS004/GP45</b> SOHO 45MM GLAZING POST</p>
 <p><b>PAS004/GP</b> GLAZING / CORNER POST</p>	 <p><b>PAS004/GP100</b> GLAZING / CORNER POST</p>	 <p><b>PAS005</b> 45MM GLAZING BEAD</p>	 <p><b>PAS006</b> SNAP IN GLAZING CAP</p>
 <p><b>PAS007</b> 38MM DOORJAMB</p>	 <p><b>PAS008</b> 50MM DOORJAMB</p>	 <p><b>PAS009/25A</b> 25MM SKIRTING NYLON BACKER PART A</p>	 <p><b>PAS009/25B</b> 25MM SKIRTING FACE PLATE PART B</p>
 <p><b>PAS009/B</b> 150MM SCREWFIX SKIRTING</p>	 <p><b>PAS009/35</b> 35MM CLIPON SKIRTING</p>	 <p><b>PASACC CLIP</b> 35MM SKIRTING CLIP (EACH)</p>	 <p><b>PAS009</b> 100MM SCREWFIX SKIRTING</p>
 <p><b>PAS044</b> 25MM GLAZING BAR</p>	 <p><b>PAS045</b> 25MM GLAZING BEAD</p>	 <p><b>PAS046</b> 25MM GLAZING U CHANNEL</p>	 <p><b>PAS047</b> 45MM GLAZING U CHANNEL</p>
 <p><b>PAS600-A</b> GLAZE CAP SNAP IN MILL 3.6LM</p>	 <p><b>PAS600-B</b> GLAZE CAP SNAP IN MILL 3.6LM</p>	 <p><b>PAS600-F</b> GLAZE CAP SNAP IN MILL 3.6LM</p>	 <p><b>Declare.</b></p>