



DATASHEET

DS SERIES DOORS + SLIDERS

PRODUCT SUMMARY

Designed to fit with Potter aluminium partition systems (PAS)

- Available in 35mm thick doors only
- Styles and rail sizes 45mm, 75mm, 100mm, 120mm and 150mm
- Can accommodate glass thicknesses of 13mm thick laminated glass

DS Series Sliders, Bi-Folds + Stacker Doors

- Designed to fit with Potter aluminium partition systems (PAS)
- Available in numerous configurations based around the 38mm door series

FINISHING OPTIONS

- The range is stocked in either a Mill or Anodised finish, or can be Powdercoated to a colour of your choice, including our exclusive 'Potters Black' and various MetWood finishes
- An antimicrobial coating can also be applied for use in hygiene and medical spaces
- We also specialise in custom specifications upon request

SUSTAINABILITY

- All our aluminium partition suites carry the Declare label - ensuring they contain no harmful chemicals
- Final assembly: New Zealand
- Life expectancy: 50+ years.
- End of of life options: 100% reusable/recyclable

WARRANTY

- Designed and produced in New Zealand, our proven range of aluminium partitioning suites carry a ten (10) year warranty from the date of installation. (Subject to terms + conditions)

CSR

HANDLING, STORING AND MAINTENANCE

Aluminium has a high natural resistance to corrosive conditions. The principal things to guard against are surface abrasions or water stains. Water stain is a superficial condition and the mechanical properties of the metal are not affected. If aluminium arrives in a wet condition, it should be thoroughly dried before storing. This may be done by evaporation or through dry air currents. When the moisture is removed within a short period, no stain will result. The metal should not be stored near obvious water sources and should be kept at a reasonable distance from open doors and windows.

HINGED DOORS

At 12 monthly intervals the following should be checked

- All Hinge screws to be checked and tightened if required
- Hinge pivot pins lubricated if necessary
- Wipe over with a damp cloth

At 6 monthly intervals

- Check that auto door closers are functioning correctly and adjust accordingly

DOOR LEAF

At 12 monthly intervals the following should be checked

- Check the glazing bead is securely fastened to the door stile and rail. Adjust into a tight position if necessary
- Check to make sure the rail and stile are fixed together solidly at the joints, adjust if necessary
- Check that all glazing rubbers are intact and in their correct position.
- Check to make sure the slipper plates are in their correct position – adjust if necessary
- Wipe over with a damp cloth

SLIDING DOOR COMPONENTS

At 6 monthly intervals the following should be checked

- Check and clean Tracks and wheels where necessary
- Adjust door heights if required using the adjustment screws on the wheels so that doors are level and free running

CLEANING

The surface of fabricated aluminium can be spoiled by improper care. If cleaned reasonably frequently then the mildest methods of washing will produce satisfactory results. The type of cleaning is governed by the finish, degree of soiling, size, shape and location. The following cleaning methods are listed in order of mild to harsh. The mildest treatment should be tried on a small area and only then should the next be examined.

1. Plain water
2. Water with mild soap or detergent
3. Solvents, e.g. kerosene, turpentine, white spirit
4. Non-etching chemical cleaner
5. Wax-base polish
6. Abrasives + Abrasive wax

After applying the cleaning agents, the surface should be washed and dried with a clean cloth to prevent streaking. If using proprietary cleaners, the manufacturer's recommendation should be obtained and followed carefully.

If abrasives are used, the aluminium finish may be altered. If there is a grain in the finish then cleaning should be performed with the grain. When all other methods fail it may be necessary to resort to heavy-duty cleaning.

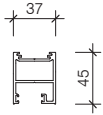
WARRANTY

Designed and produced in New Zealand, our proven range of aluminium partitioning suites carry a ten (10) year warranty from the date of installation. (Subject to terms + conditions)



Declare.

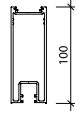
STANDARD PROFILES



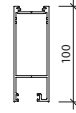
PAS500/45
SOHO 45MM DOOR STILE



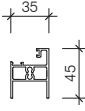
PAS500
DS DOOR STILE 75MM



PAS500/100
DS DOOR STILE 100MM



PAS500/100-D
DS DOOR STILE 100MM



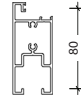
PAS503/45
SOHO 45MM TOP + BOTTOM DOOR RAIL



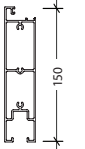
PAS503
75MM x 38MM DOOR RAIL



PAS503-F
DS FLAT TOP DOOR RAIL 63MM



PAS503/80
DS DOOR RAIL 80MM



PAS503/150
DS DOOR RAIL 150MM



PAS504
GLAZING BEAD - 38MM DOOR 6-8MM



PAS504/B
DS DOOR BEAD 10-13MM



PAS505/45
DS MID RAIL 45MM X 35MM



PAS505
MID RAIL 75MM X 35MM



PAS506-CAB
SLIPPER PLATE



PAS508/A
DS BOTTOM ROLLER TRACK/A



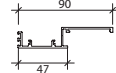
PAS508/B
DS BOTTOM ROLLER TRACK/B



PAS509
SLIDING DOOR PICK UP



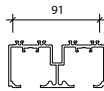
PAS509T
TOP ROLLER DOOR PICK UP



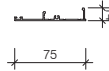
PAS510
RETURN SLIPPER PLATE



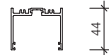
PAS522
DS SLIDING DOOR TRACK



PAS522/D
DS SLIDING DOOR TRACK



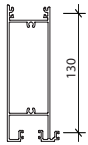
PAS523
DS PELMET FOR SINGLE + DOUBLE TRACK



PAS524
BOTTOM SLIDING DOOR HEAD TRACK



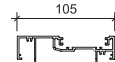
PAS531
500 SERIES SLIDING DOOR PELMET



PAS532
500 SERIES GLAZING RAIL



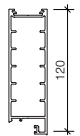
PAS533/C
DS CLIP-IN DOOR STOP



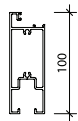
PAS533
500 SERIES DOOR STOP FRAME



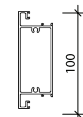
PAS534
500 SERIES GLAZING/PELMET CAP



PAS500/120
DS DOOR STILE 120MM



PAS503/100
DS DOOR RAIL 100MM



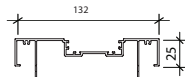
PAS505/100
MID RAIL 100MM



PAS520
SLIDING DOOR LOCATING FRAME



PAS530/D
DOUBLE STARTING FRAME



PAS535
SLIDING DOOR STOP 132MM



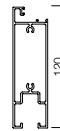
PAS501
ACOUSTIC SLIPPER PLATE



PAS502
FLAT SLIPPER PLATE



PAS506
ALU DOOR SLIPPER SUIT PILE



PAS503/120
DS DOOR RAIL 120MM



PAS507
INTERNAL GUIDE MILL 3.0M



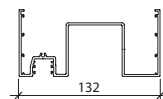
PAS507/AS
ACOUSTIC INTERNAL GUIDE MILL 3.0M



PAS521
SLIDING DOOR FRAME CAP



PAS530
500 SERIES STARTING FRAME



PAS555
A SERIES 132 BI-FOLD HEAD TRACK