



SOHO PARTITION SYSTEM

DATASHEET

PRODUCT SUMMARY

The lightweight, cost-effective alternative to traditional glazing is easier to fabricate and install, while refusing to compromise on its stunning industrial-inspired aesthetics.

Being extremely versatile, the Soho series features five profiles in total, capable of combining with Potter's other suites to deliver unique solutions for the office that's on-trend. The lightweight aluminium is attached to the glazing with industrial strength adhesive and can be positioned onto the glazing panel in a variety of ways, limited by the imagination.

The Soho Series consist of two 40mm options; A-Frame Bars and Flat Bars, both of which are intended to complement the visual appeal of Aluminium Partition Suites and Doors. Soho is designed to provide an artistic feel to the suites and are not necessary to strengthen the structure of the partitioning in-situ.

FINISHING OPTIONS

- The range is stocked in either a Mill or Anodised finish, or can be Powdercoated to a colour of your choice, including our exclusive 'Potters Black' and various MetWood finishes
- An antimicrobial coating can also be applied for use in hygiene and medical spaces
- We also specialise in custom specifications upon request

DS SERIES DOORS + SLIDERS

- Designed to fit with Potter aluminium partition systems - available in 35mm thick doors only
- Styles and rail sizes 45mm, 75mm, 100mm, 120mm and 150mm
- Can accommodate 13mm thick laminated glass
- Sliding doors available in numerous configurations based around the 38mm door series

SUSTAINABILITY

- All our aluminium partition suites carry the Declare label - ensuring they contain no harmful chemicals
- Final assembly: New Zealand
- Life expectancy: 50+ years.
- End of of life options: 100% reusable/recyclable



HANDLING, STORING AND MAINTENANCE

Aluminium has a high natural resistance to corrosive conditions. The principal things to guard against are surface abrasions or water stains. Water stain is a superficial condition and the mechanical properties of the metal are not affected.

If aluminium arrives in a wet condition, it should be thoroughly dried before storing. This may be done by evaporation or through dry air currents. When the moisture is removed within a short period, no stain will result. The metal should not be stored near obvious water sources and should be kept at a reasonable distance from open doors and windows.

CLEANING

The surface of fabricated aluminium, whether untreated, anodised or coated, can be spoiled by improper care. Usual care is no more than periodic cleaning. If cleaned reasonably frequently then the mildest methods of washing will produce satisfactory results. The type of cleaning is governed by the finish, degree of soiling, size, shape and location.

The following cleaning methods are listed in order of mild to harsh. The mildest treatment should be tried on a small area and if not satisfactory only then should the next be examined.

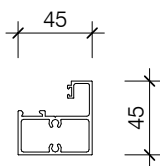
1. Plain water
2. Water with mild soap or detergent
3. Solvents, e.g. kerosene, turpentine, white spirit
4. Non-etching chemical cleaner
5. Wax-base polish
6. Abrasives + Abrasive wax

After applying the cleaning agents, the surface should be washed down thoroughly and dried with a clean cloth to prevent streaking. If using proprietary cleaners, the manufacturer's recommendation should be obtained and followed carefully. If abrasives are used, the aluminium finish may be altered.

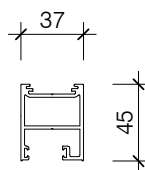
If there is a grain in the finish then cleaning should be performed with the grain. When all other methods fail it may be necessary to resort to heavy-duty cleaning. This involves the use of cleaners containing strong etching chemicals or coarse abrasives.

WARRANTY

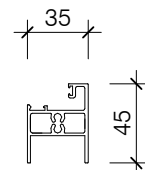
Designed and produced in New Zealand, our proven range of aluminium partitioning suites carry a ten (10) year warranty from the date of installation. (Subject to terms + conditions)



PAS004/GP45
SOHO 45MM GLAZING POST



PAS500/45
SOHO 45MM DOOR STILE



PAS503/45
SOHO 45MM TOP + BOTTOM DOOR RAIL



PAS600
A35 A-FRAME BAR



PAS600-B
GLAZE CAP SNAP IN MILL 3.6LM



PAS601
F35 FLAT BAR



Declare.