

## Key Features:

- For use in up to 50mm cavities
- Weather Proof
- Age Tested
- Up to 120 minutes Fire Rated
- Simple to install



**TENMAT's** FF102/50 Ventilated Fire Barrier is a high expansion intumescent seal offering industry leading performance as a ventilated cavity fire barrier. The product has undergone extensive fire testing and is suitable for use within the majority of construction types, enabling the versatile system to be specified with confidence and provide the installer with a simple, time saving and site friendly solution.

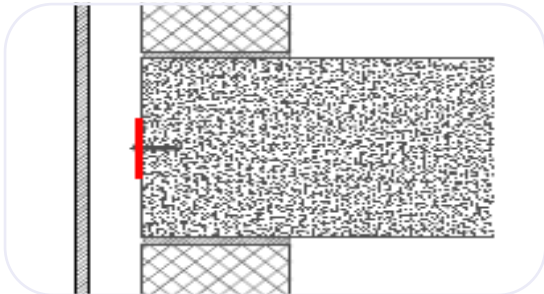
The FF102/50 Ventilated Fire Barrier is a rigid, high expansion intumescent strip encased in aluminium foil. The FF102/50 can be mechanically fixed both horizontally and vertically within ventilated cavities behind rainscreen or cladding systems to act as a cavity fire barrier.

## Product Dimensions

6 mm x 75 mm x 1000 mm

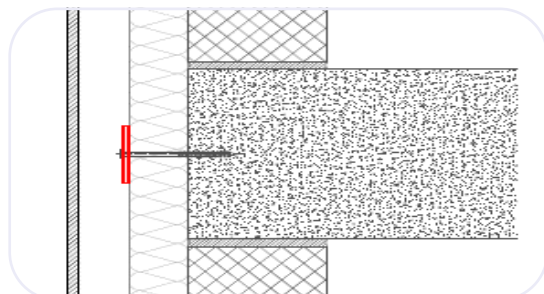
## Approved Applications

### FF102/50 Fixed to Non-Combustible Constructions



VFB Ref.	Assessed Construction Type	Fire Rating Horizontal	Fire Rating Vertical
FF102/50	Brick, Block, Masonry	120	120
FF102/50	Aerated Concrete Block	120	120

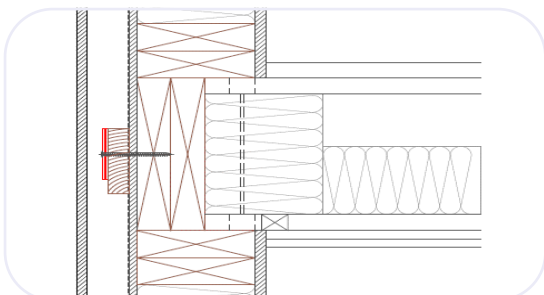
### FF102/50 Fixed onto Existing Cavity Insulation



VFB Ref.	Assessed Construction Type	Fire Rating Horizontal	Fire Rating Vertical
FF102/50	Min. Fibre on Concrete	90	90
FF102/50	Min. Fibre on Timber Frame	30	60

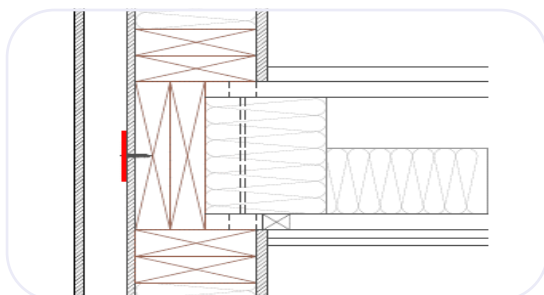
For details on approved Mineral Fibre Insulation types, please consult **TENMAT**. Cavity size restrictions apply. Check with **TENMAT** prior to specifying.

### FF102/50 Fixed to Timber Batten



VFB Ref.	Assessed Construction Type	Fire Rating Horizontal	Fire Rating Vertical
FF102/50	Timber Batten on T. Frame	30	30

### FF102/50 Fixed to Combustible Timber Constructions




VFB Ref.	Assessed Construction Type	Fire Rating Horizontal	Fire Rating Vertical
FF102/50	Timber Frame	EI90	60


Cavities greater than 50mm can be reduced to 50mm by the installation of a suitable OSB, Timber or Non-Combustible packer (consult **TENMAT** for details).

## Fitting Instructions


**TENMAT's** FF102/50 Ventilated Fire Barrier is a particularly versatile and extensively fire tested Ventilated Fire Barrier which can be installed in a wide range of construction types. The product is simply mechanically fixed in position to leave up to a maximum 44mm air gap. Check with **TENMAT** if a greater air gap is required.



- Fix FF102/50 with non-combustible stainless steel nails or screws.
- Maximum screw head diameter is 11.5mm (trumpet/countersunk type head only).
- FF102/50 can be cut to length if required.



- Product must be fixed at maximum 250mm centres.
- Fixings must be along centre line of the Fire Barrier.
- Ensure label side is facing out into cavity.
- Adjacent lengths must be tightly butted.



- Maximum remaining air gap to the back of the cladding panel is 44mm.
- Ensure Fire Barrier is free to expand in a fire situation.

When fixing FF102/50 through existing cavity insulation, ensure fixing embeds into solid substrate.

Recommended Fixing Type:

- EJOT FPS-E 8.0 for aerated block
- EJOT FBS-E 6.3 for concrete

Other fixing types can be used. Contact your fixings supplier or alternatively contact **TENMAT**.

