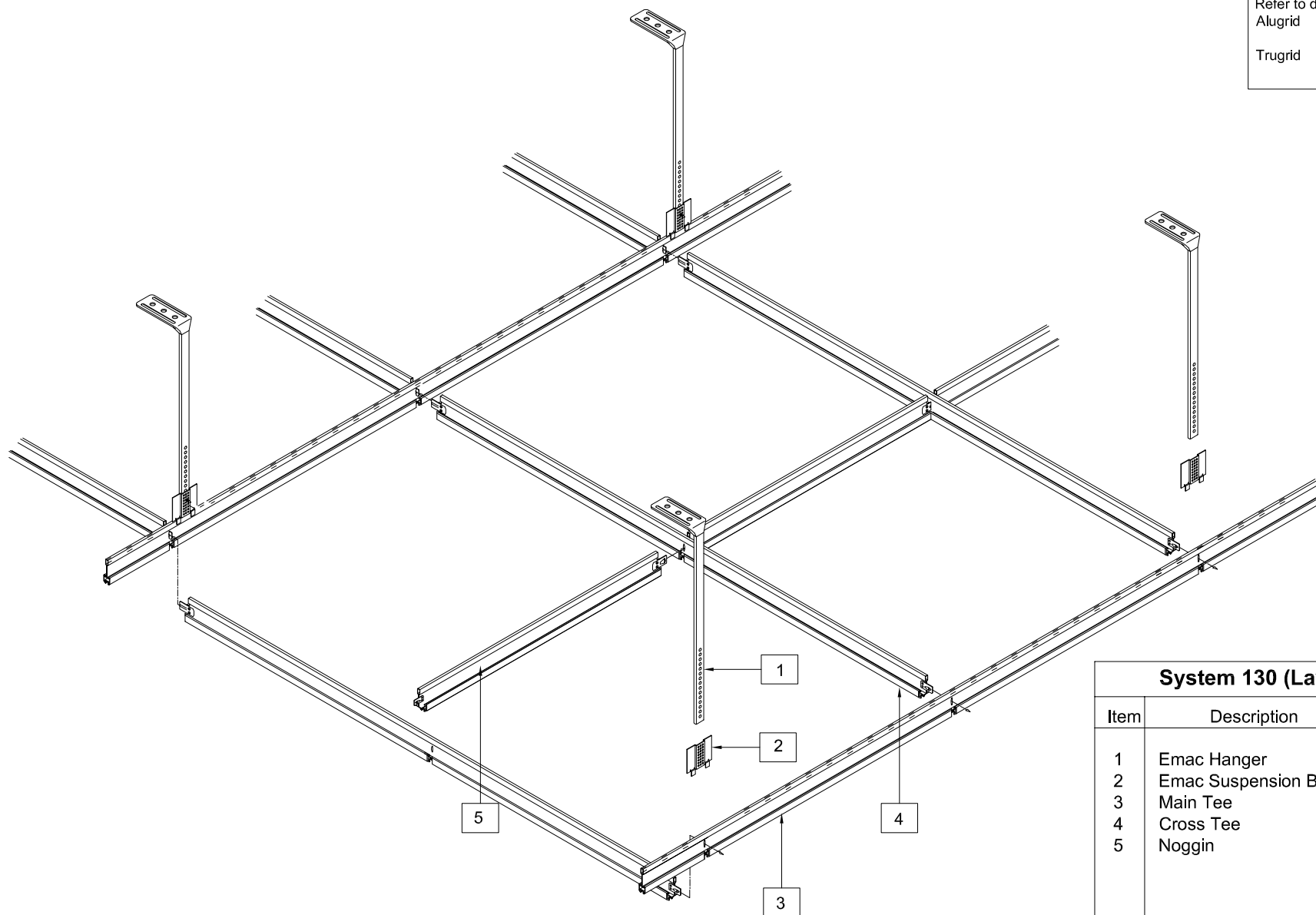


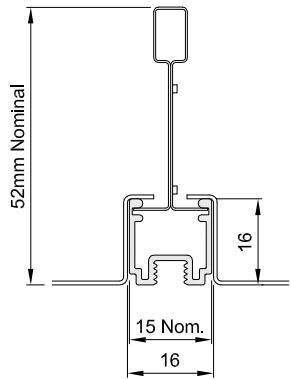
**System 130 (Lay-In System)**

Item	Description	Part No.
1	Emac Hanger	10185-92
2	Emac Suspension Bracket	10630
3	Main Tee	
4	Cross Tee	
5	Noggin	
6	Perimeter Trim	
7	TCP 180 Splice	10534
8	TCP 90 Splice	10536
9	Perimeter Wedge	10178
10	System 130 Lay-In Tile	

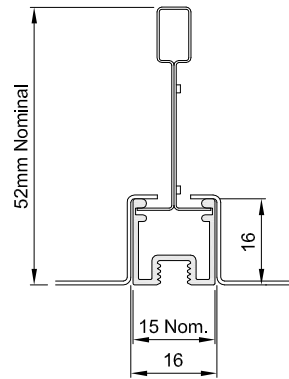
System Details:		
Refer to drawings		
Alugrid	1516	0036
	1519	0160
Trugrid	T24	0158
	T15	0159



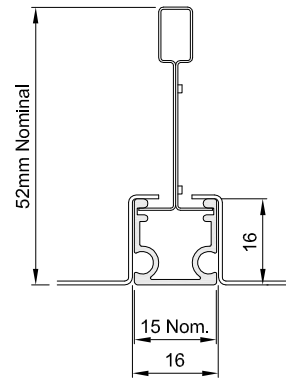
System 130 (Lay-In System)		
Item	Description	
1	Emac Hanger	
2	Emac Suspension Bracket	
3	Main Tee	
4	Cross Tee	
5	Noggin	



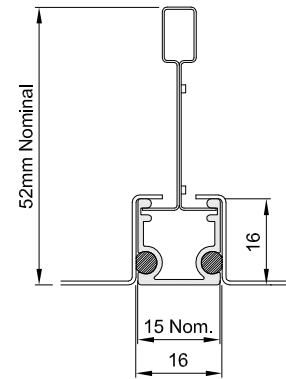
Alugrid - Q 15/16



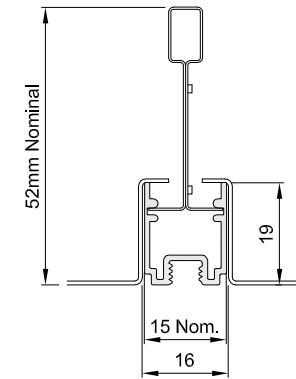
Alugrid - 15/16



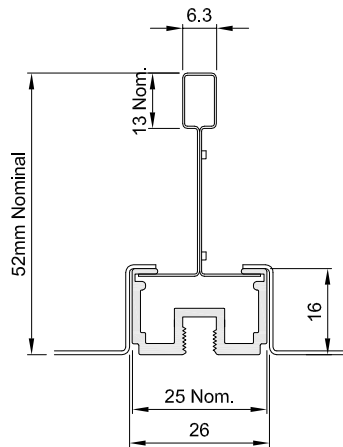
Alugrid - P 15/16  
PLAIN



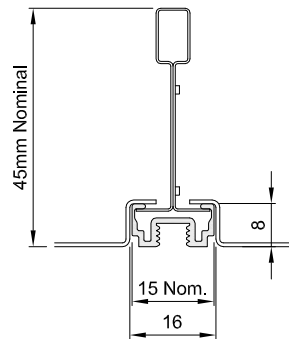
Alugrid - P 15/16  
(CLEANSEAL)



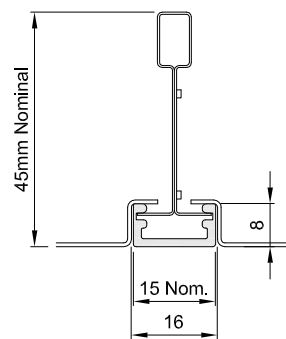
Alugrid - Q 15/19



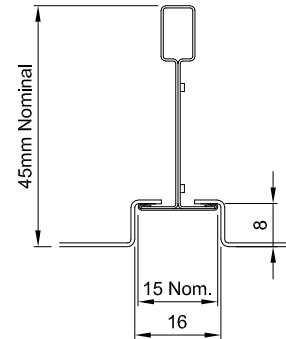
Alugrid - Q 26/16



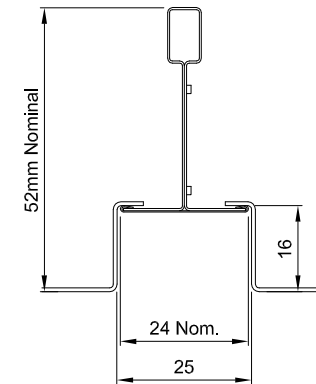
Alugrid - Q 15/08



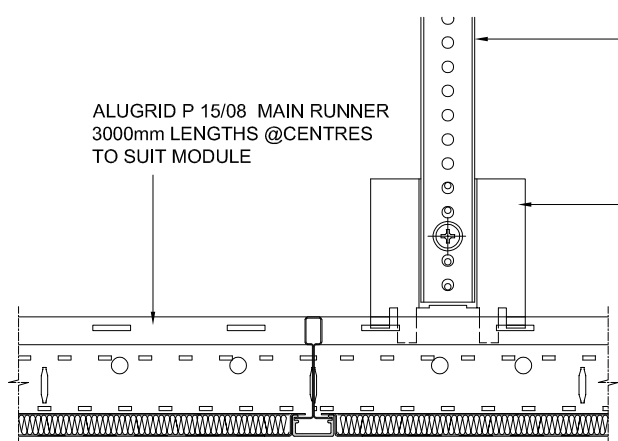
Alugrid - P 15/08



Trugrid T15



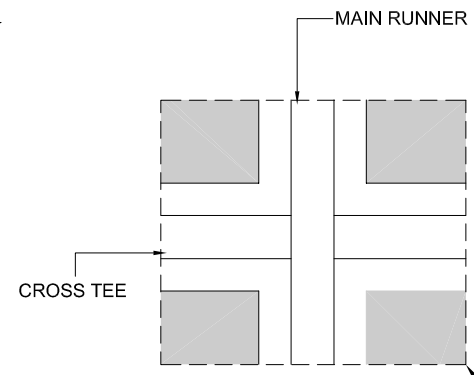
Trugrid T24



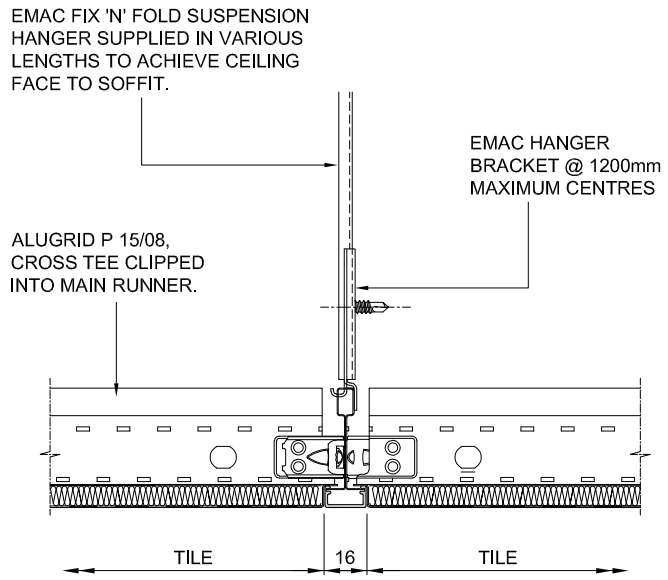
**SECTION 'A'**  
SCALE 1:2

EMAC FIX 'N' FOLD SUSPENSION HANGER SUPPLIED IN VARIOUS LENGTHS TO ACHIEVE CEILING FACE TO SOFFIT.

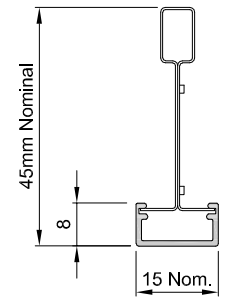
EMAC HANGER BRACKET @ 1200mm MAXIMUM CENTRES



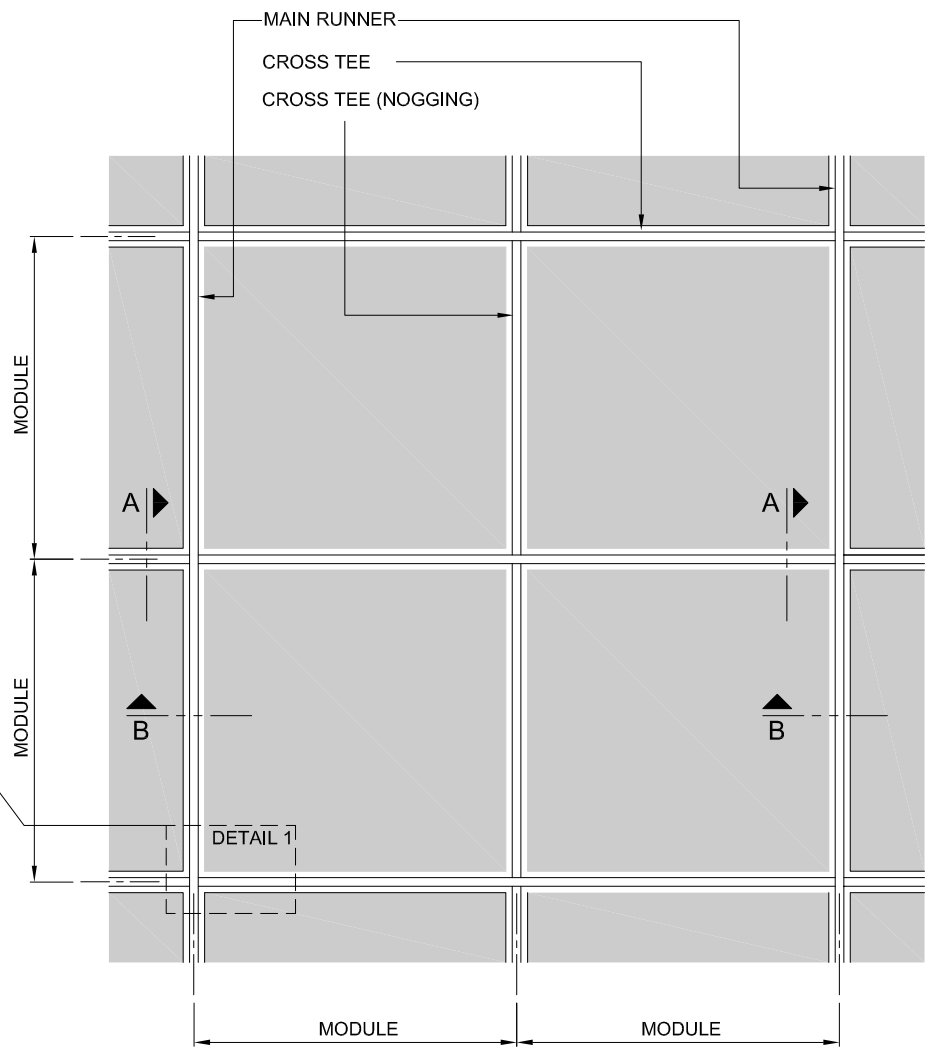
**DETAIL 1**  
(MAIN RUNNER & CROSS TEE JUNCTION)  
SCALE 1:2



**SECTION 'B'**  
SCALE 1:2

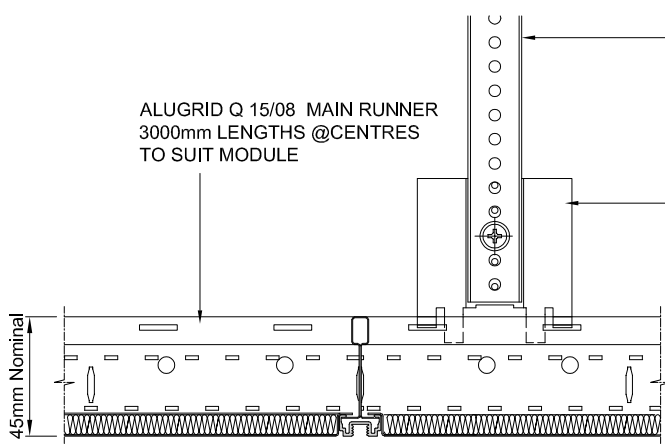


**ALUGRID P 15/08**  
SCALE Full Size



**PART REFLECTED CEILING PLAN**  
SCALE 1:10

STANDARD CEILING MODULES	
Length	Width
500	500
600	600
750	750
SPECIAL SIZES	
Available on request, please contact our technical department for more information.	

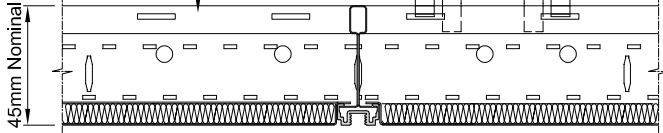


**SECTION 'A'**  
SCALE 1:2

EMAC FIX 'N' FOLD SUSPENSION HANGER SUPPLIED IN VARIOUS LENGTHS TO ACHIEVE CEILING FACE TO SOFFIT.

EMAC HANGER BRACKET @ 1200mm MAXIMUM CENTRES

ALUGRID Q 15/08 MAIN RUNNER 3000mm LENGTHS @CENTRES TO SUIT MODULE



MAIN RUNNER

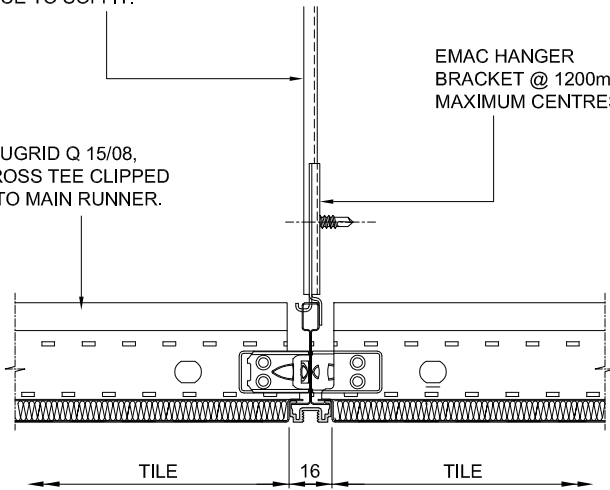
CROSS TEE

**DETAIL 1**  
(MAIN RUNNER & CROSS TEE JUNCTION)  
SCALE 1:2

EMAC FIX 'N' FOLD SUSPENSION HANGER SUPPLIED IN VARIOUS LENGTHS TO ACHIEVE CEILING FACE TO SOFFIT.

EMAC HANGER BRACKET @ 1200mm MAXIMUM CENTRES

ALUGRID Q 15/08, CROSS TEE CLIPPED INTO MAIN RUNNER.

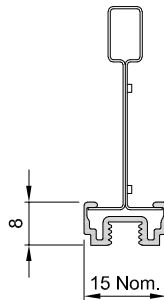


**SECTION 'B'**  
SCALE 1:2

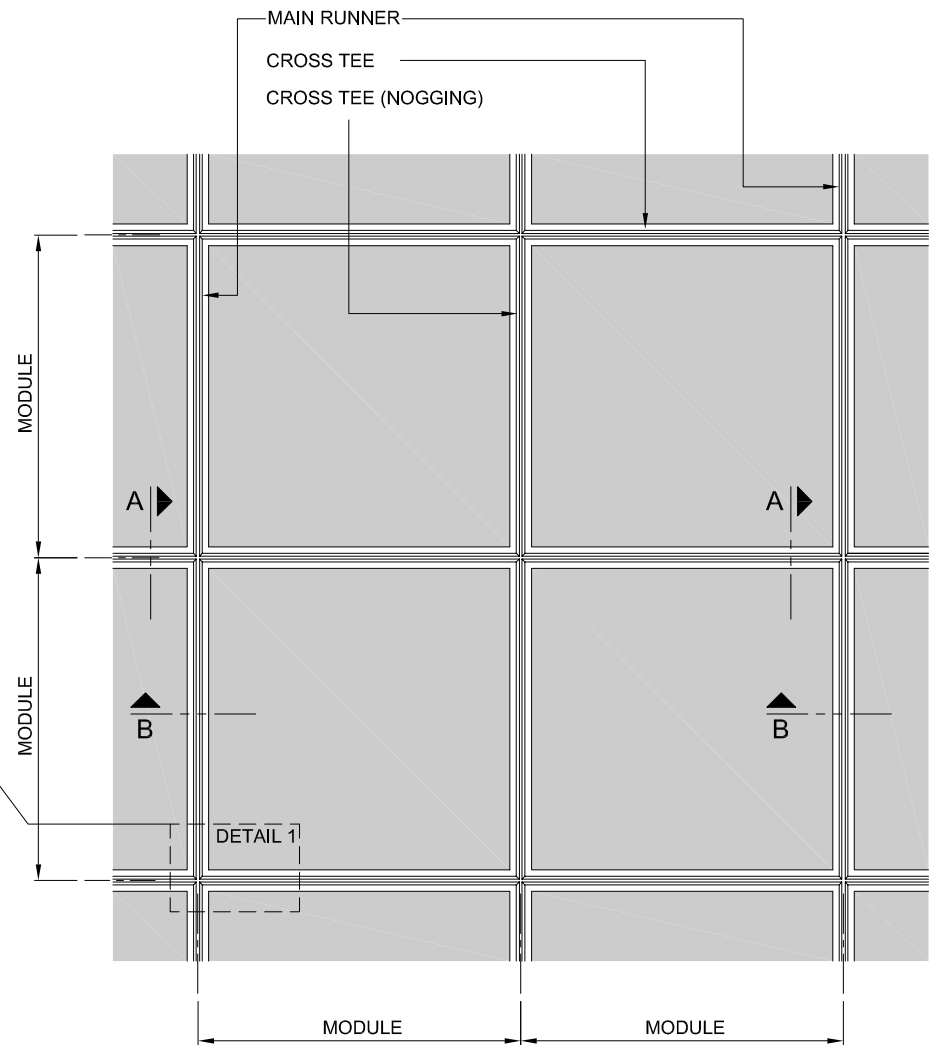
TILE

16

TILE



**ALUGRID Q 15/08**  
SCALE Full Size



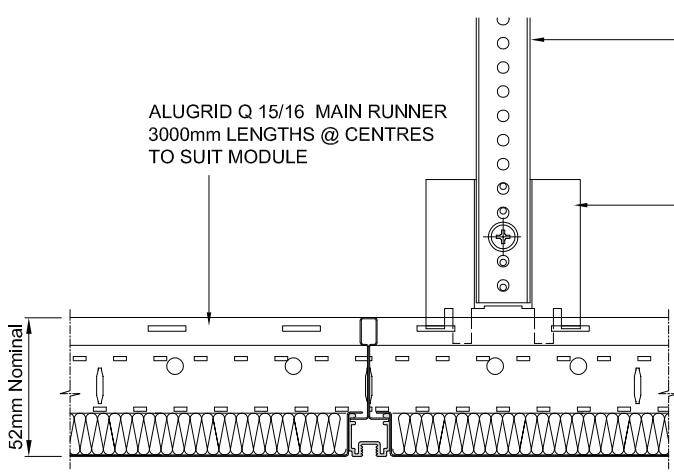
**PART REFLECTED CEILING PLAN**  
SCALE 1:10

**STANDARD CEILING MODULES**

Length	Width
500	500
600	600
750	750

**SPECIAL SIZES**

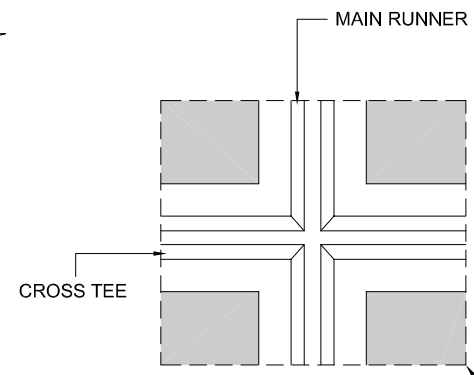
Available on request, please contact our technical department for more information.



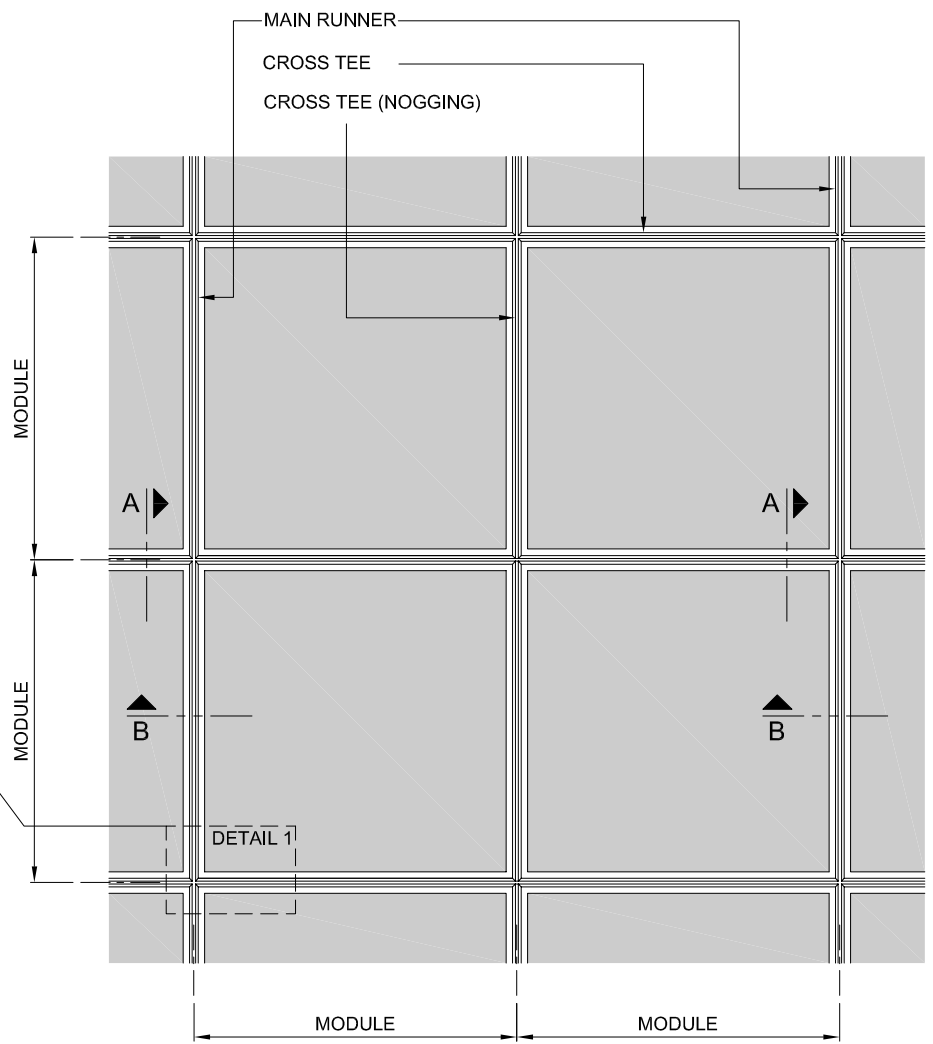
**SECTION 'A'**  
SCALE 1:2

EMAC FIX 'N' FOLD SUSPENSION HANGER SUPPLIED IN VARIOUS LENGTHS TO ACHIEVE CEILING FACE TO SOFFIT.

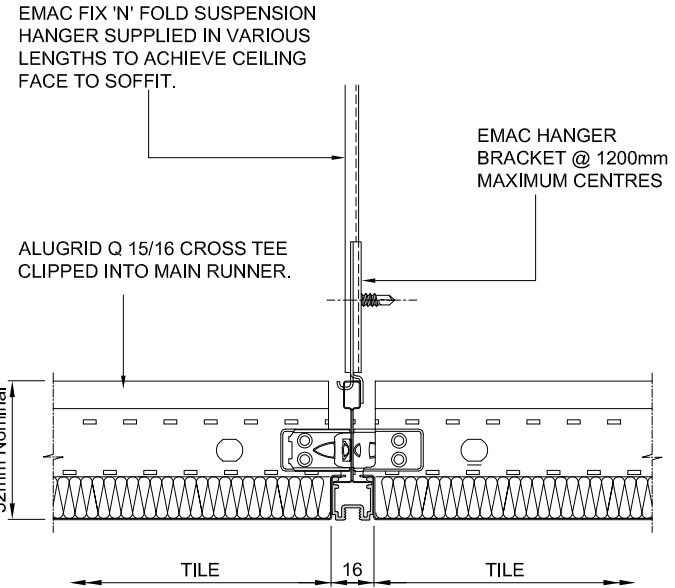
EMAC HANGER BRACKET @ 1200mm MAXIMUM CENTRES



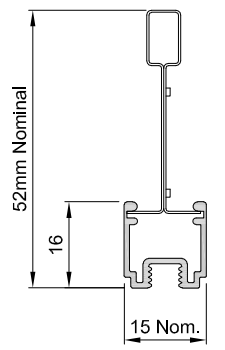
**DETAIL 1**  
(MAIN RUNNER & CROSS TEE JUNCTION)  
SCALE 1:2



**PART REFLECTED CEILING PLAN**  
SCALE 1:10

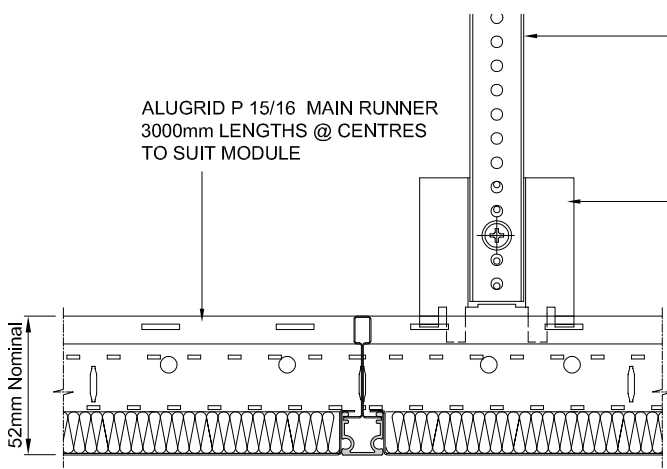


**SECTION 'B'**  
SCALE 1:2



**ALUGRID Q 15/16**  
SCALE Full Size

STANDARD CEILING MODULES	
Length	Width
500	500
600	600
750	750
SPECIAL SIZES	
Available on request, please contact our technical department for more information.	

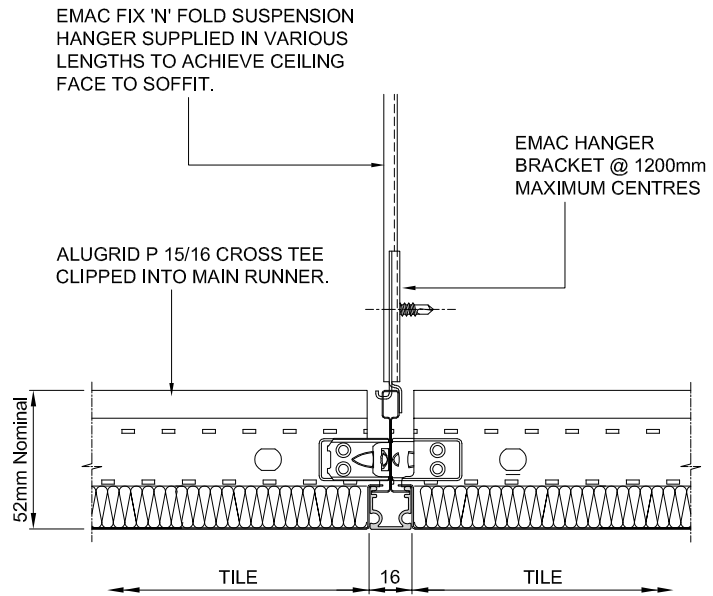


**SECTION 'A'**  
SCALE 1:2

EMAC FIX 'N' FOLD SUSPENSION HANGER SUPPLIED IN VARIOUS LENGTHS TO ACHIEVE CEILING FACE TO SOFFIT.

EMAC HANGER BRACKET @ 1200mm MAXIMUM CENTRES

ALUGRID P 15/16 MAIN RUNNER 3000mm LENGTHS @ CENTRES TO SUIT MODULE

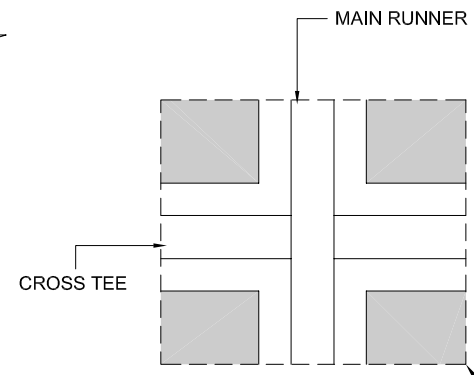


**SECTION 'B'**  
SCALE 1:2

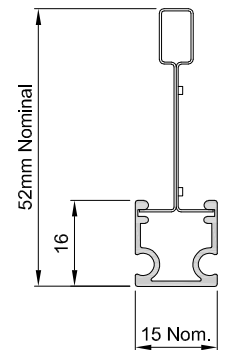
EMAC FIX 'N' FOLD SUSPENSION HANGER SUPPLIED IN VARIOUS LENGTHS TO ACHIEVE CEILING FACE TO SOFFIT.

EMAC HANGER BRACKET @ 1200mm MAXIMUM CENTRES

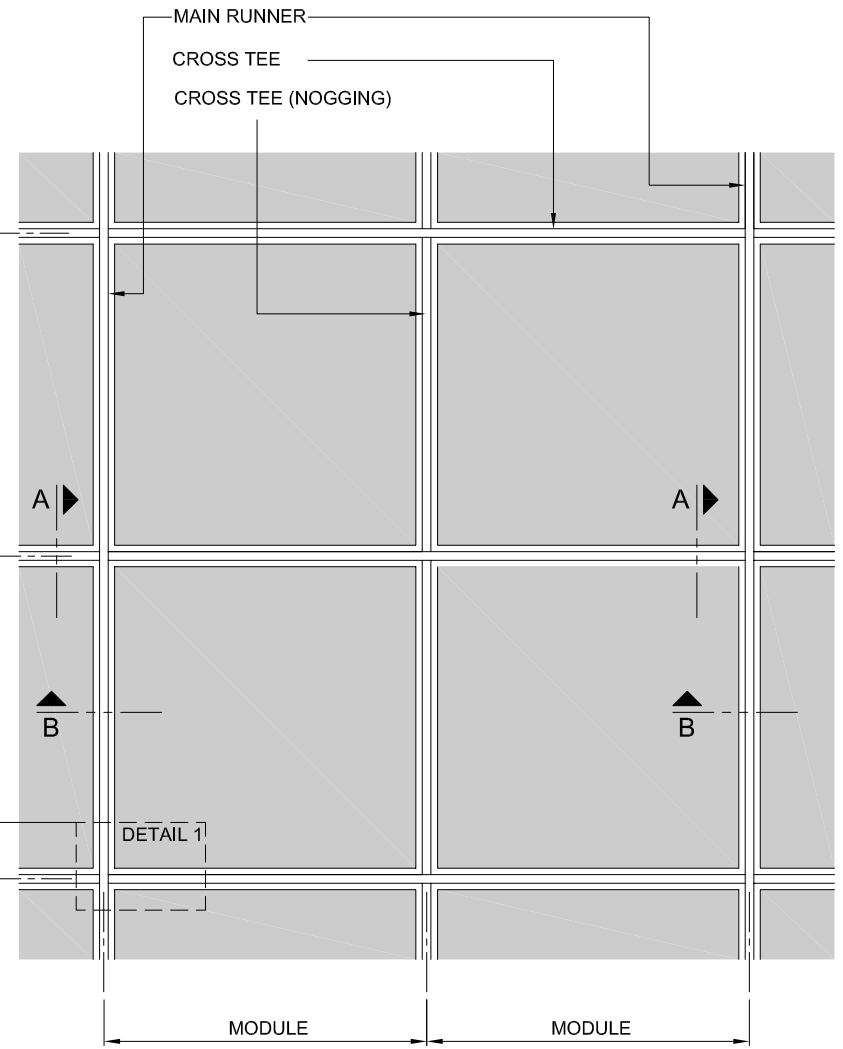
ALUGRID P 15/16 CROSS TEE CLIPPED INTO MAIN RUNNER.



**DETAIL 1**  
(MAIN RUNNER & CROSS TEE JUNCTION)  
SCALE 1:2



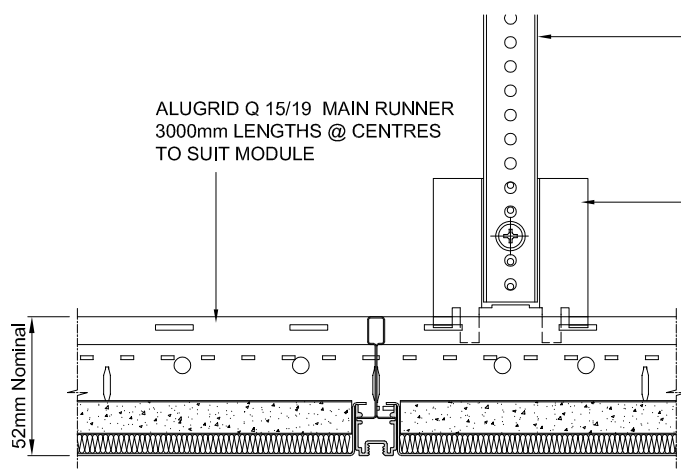
**ALUGRID P 15/16 & CLEANSEAL**  
SCALE Full Size



**PART REFLECTED CEILING PLAN**  
SCALE 1:10

BLACK NEOPRENE INSERT (SUPPLIED LOOSE)

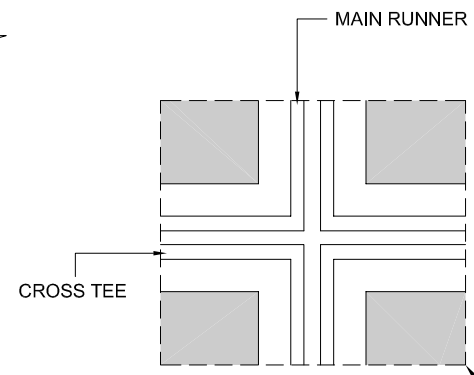
STANDARD CEILING MODULES	
Length	Width
500	500
600	600
750	750
SPECIAL SIZES	
Available on request, please contact our technical department for more information.	



**SECTION 'A'**  
SCALE 1:2

EMAC FIX 'N' FOLD SUSPENSION HANGER SUPPLIED IN VARIOUS LENGTHS TO ACHIEVE CEILING FACE TO SOFFIT.

EMAC HANGER BRACKET @ 1200mm MAXIMUM CENTRES

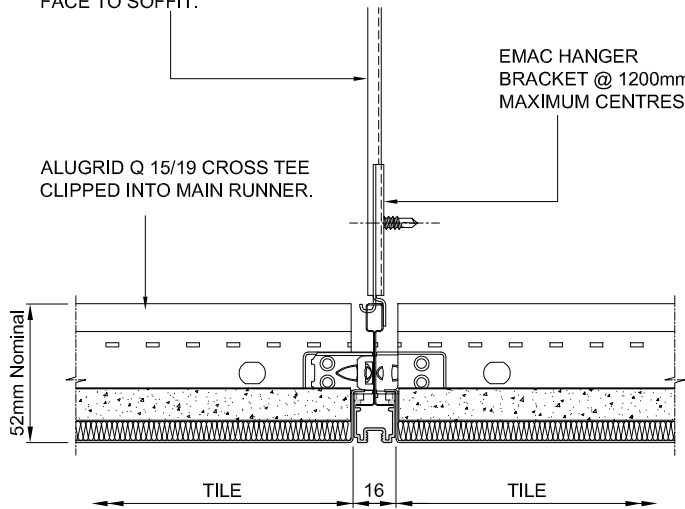


**DETAIL 1**  
(MAIN RUNNER & CROSS TEE JUNCTION)  
SCALE 1:2

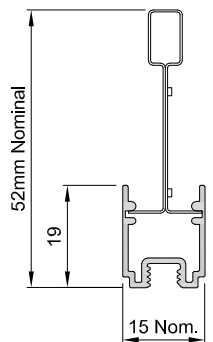
EMAC FIX 'N' FOLD SUSPENSION HANGER SUPPLIED IN VARIOUS LENGTHS TO ACHIEVE CEILING FACE TO SOFFIT.

EMAC HANGER BRACKET @ 1200mm MAXIMUM CENTRES

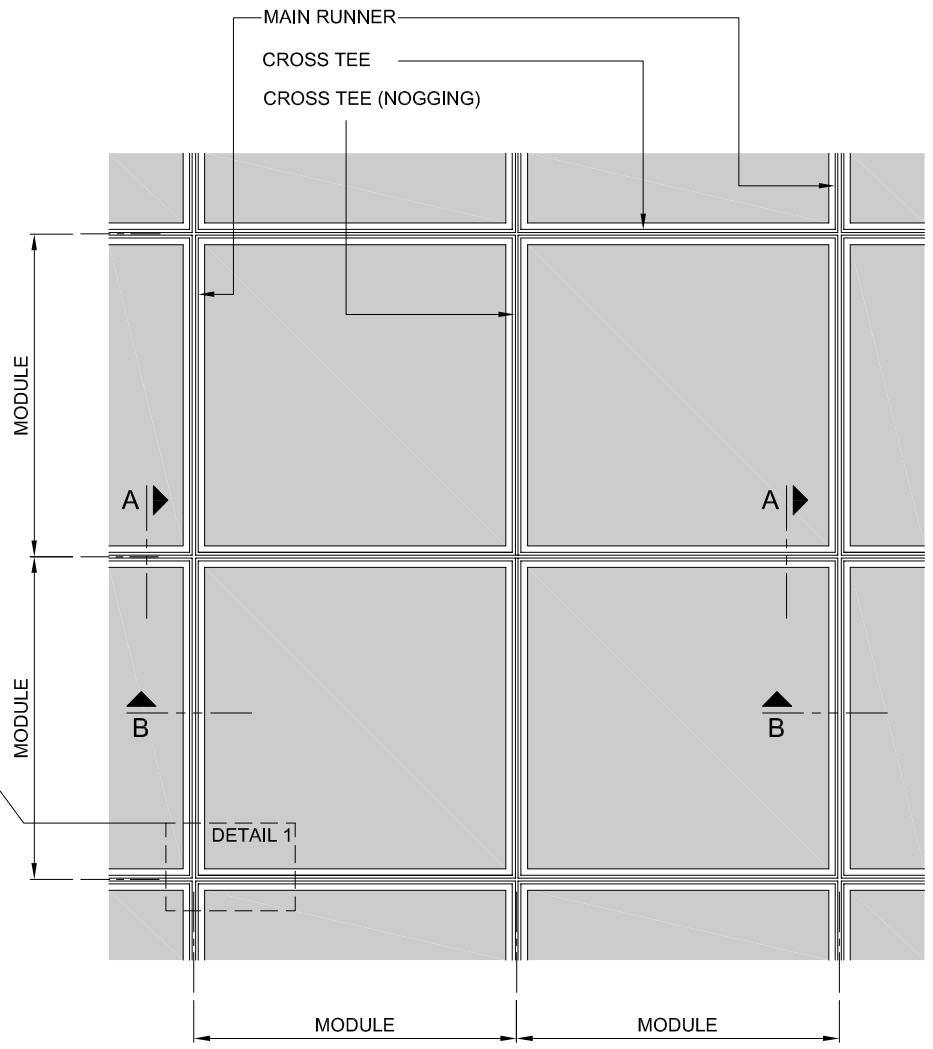
ALUGRID Q 15/19 CROSS TEE CLIPPED INTO MAIN RUNNER.



**SECTION 'B'**  
SCALE 1:2



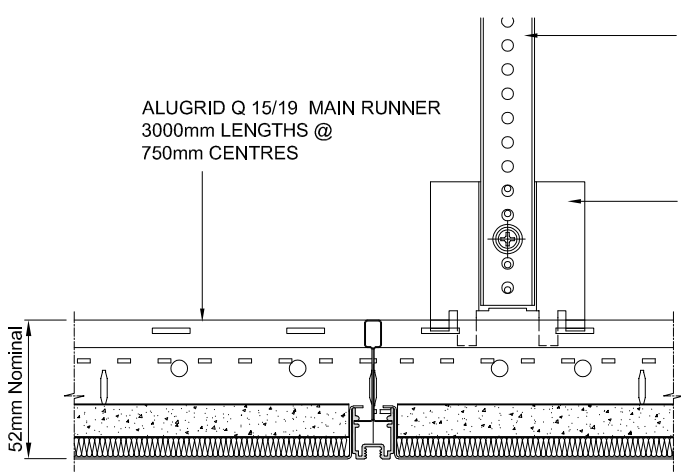
**ALUGRID Q 15/19**  
SCALE Full Size



**PART REFLECTED CEILING PLAN**  
SCALE 1:10

STANDARD CEILING MODULES	
Length	Width
500	500
600	600
750	750
SPECIAL SIZES	
Available on request, please contact our technical department for more information.	





**SECTION 'A'**  
SCALE 1:2

EMAC FIX 'N' FOLD SUSPENSION HANGER SUPPLIED IN VARIOUS LENGTHS TO ACHIEVE CEILING FACE TO SOFFIT.

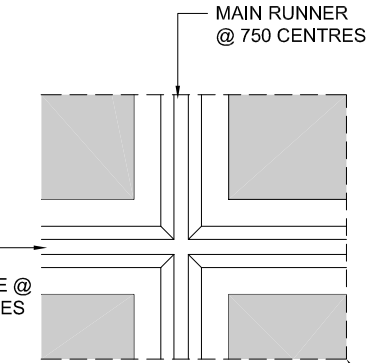
ALUGRID Q 15/19 MAIN RUNNER  
3000mm LENGTHS @  
750mm CENTRES

EMAC HANGER BRACKET @ 1200mm  
MAXIMUM CENTRES

52mm Nominal

MAIN RUNNER @ 750 CENTRES

CROSS TEE @ 750 CENTRES



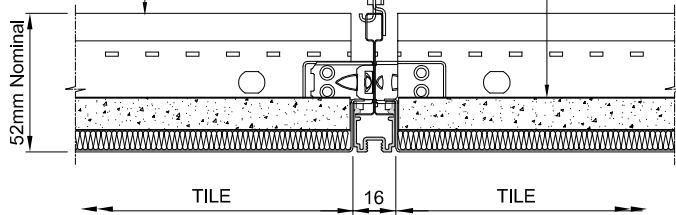
**DETAIL 1**  
(MAIN RUNNER & CROSS TEE JUNCTION)  
SCALE 1:2

EMAC FIX 'N' FOLD SUSPENSION HANGER SUPPLIED IN VARIOUS LENGTHS TO ACHIEVE CEILING FACE TO SOFFIT.

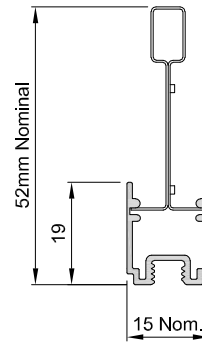
ALUGRID Q 15/19,  
750mm CROSS TEE  
CLIPPED INTO MAIN RUNNER.

EMAC HANGER BRACKET @ 1200mm  
MAXIMUM CENTRES

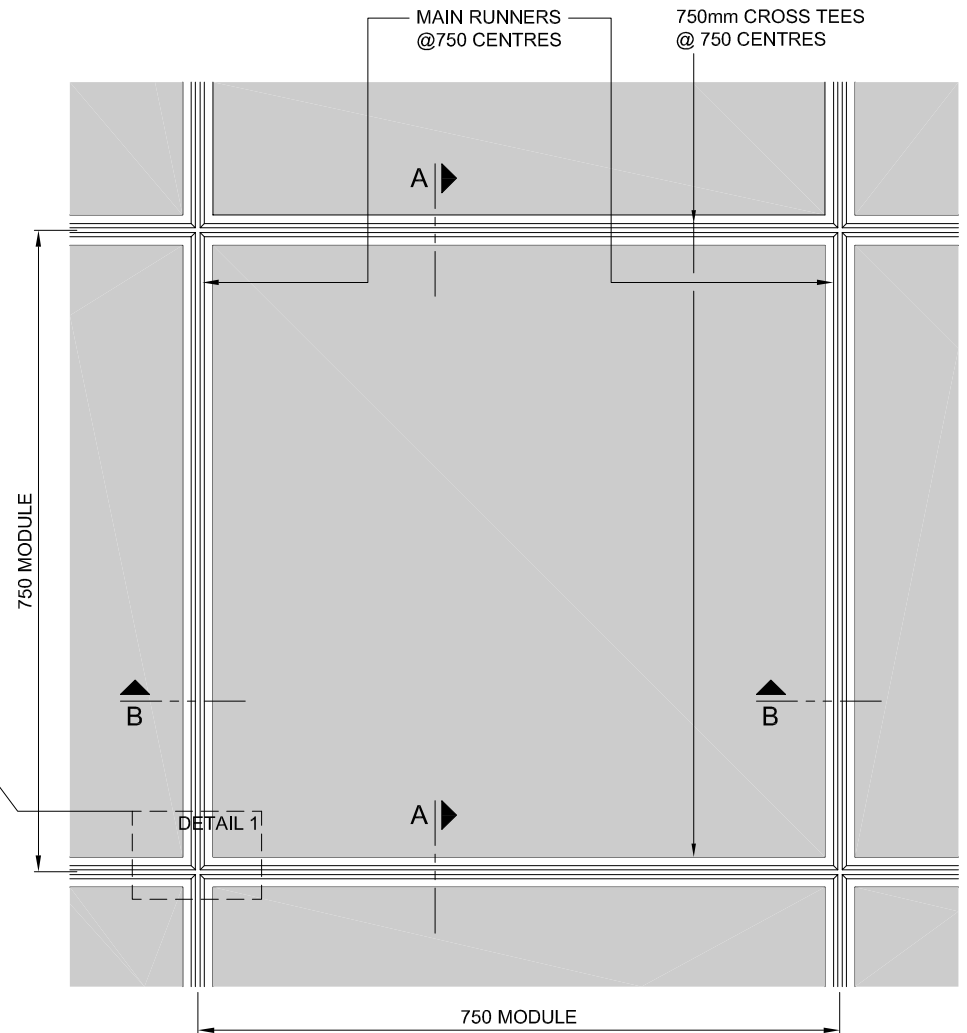
SYSTEM 130 15 / 19 PERFORATED  
PANEL WITH 6mm ACOUSTIC INLAY  
& 12.5 PLASTERBOARD



**SECTION 'B'**  
SCALE 1:2

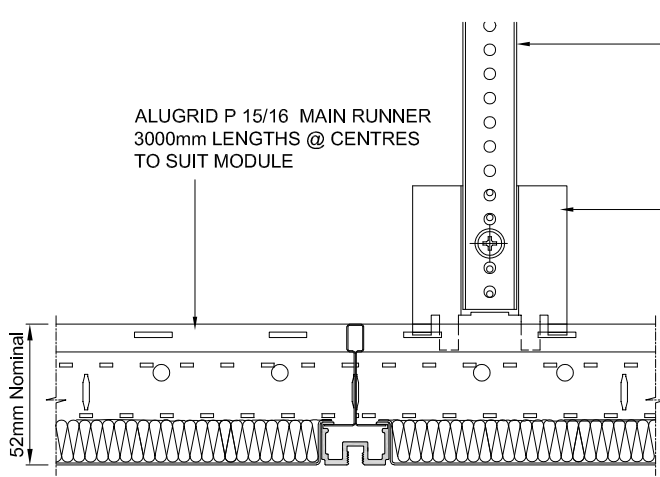


**ALUGRID Q 15/19**  
SCALE Full Size



**PART REFLECTED  
CEILING PLAN**  
SCALE 1:10

STANDARD CEILING MODULES	
Length	Width
750	750

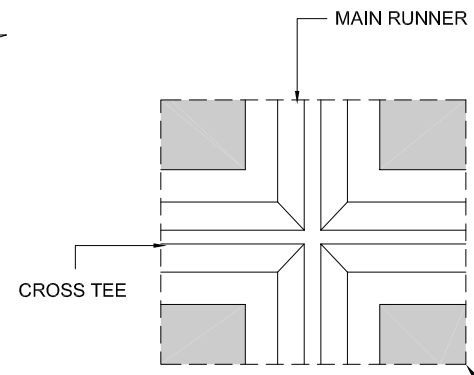


**SECTION 'A'**  
SCALE 1:2

EMAC FIX 'N' FOLD SUSPENSION HANGER SUPPLIED IN VARIOUS LENGTHS TO ACHIEVE CEILING FACE TO SOFFIT.

ALUGRID P 15/16 MAIN RUNNER 3000mm LENGTHS @ CENTRES TO SUIT MODULE

EMAC HANGER BRACKET @ 1200mm MAXIMUM CENTRES

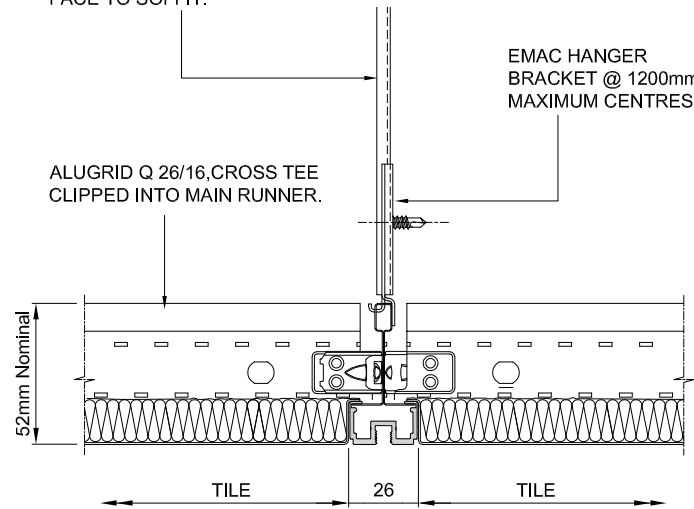


**DETAIL 1**  
(MAIN RUNNER & CROSS TEE JUNCTION)  
SCALE 1:2

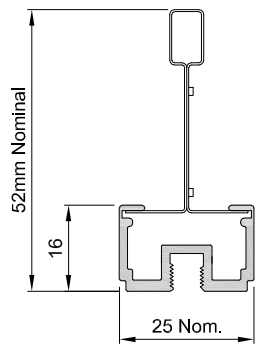
EMAC FIX 'N' FOLD SUSPENSION HANGER SUPPLIED IN VARIOUS LENGTHS TO ACHIEVE CEILING FACE TO SOFFIT.

EMAC HANGER BRACKET @ 1200mm MAXIMUM CENTRES

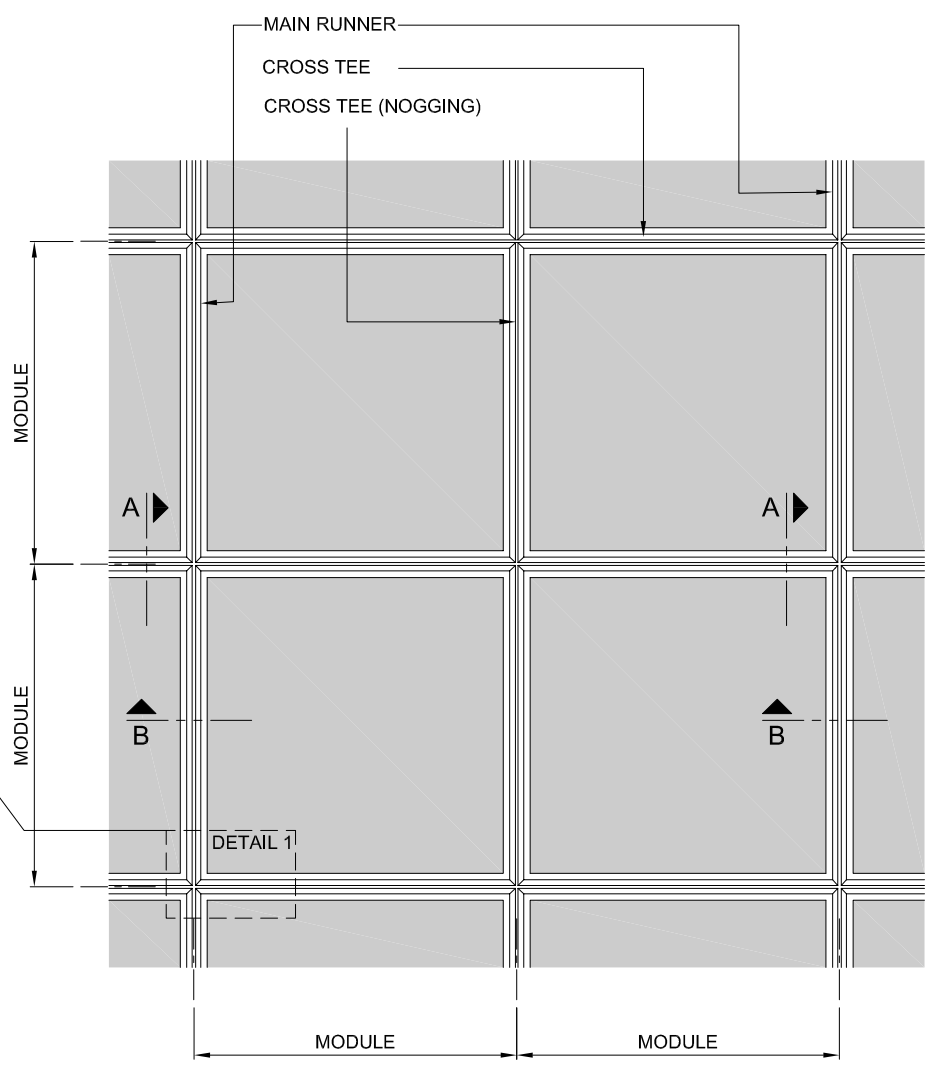
ALUGRID Q 26/16, CROSS TEE CLIPPED INTO MAIN RUNNER.



**SECTION 'B'**  
SCALE 1:2



**ALUGRID Q 26/16**  
SCALE Full Size



**PART REFLECTED CEILING PLAN**  
SCALE 1:10

STANDARD CEILING MODULES	
Length	Width
500	500
600	600
750	750
SPECIAL SIZES	
Available on request, please contact our technical department for more information.	

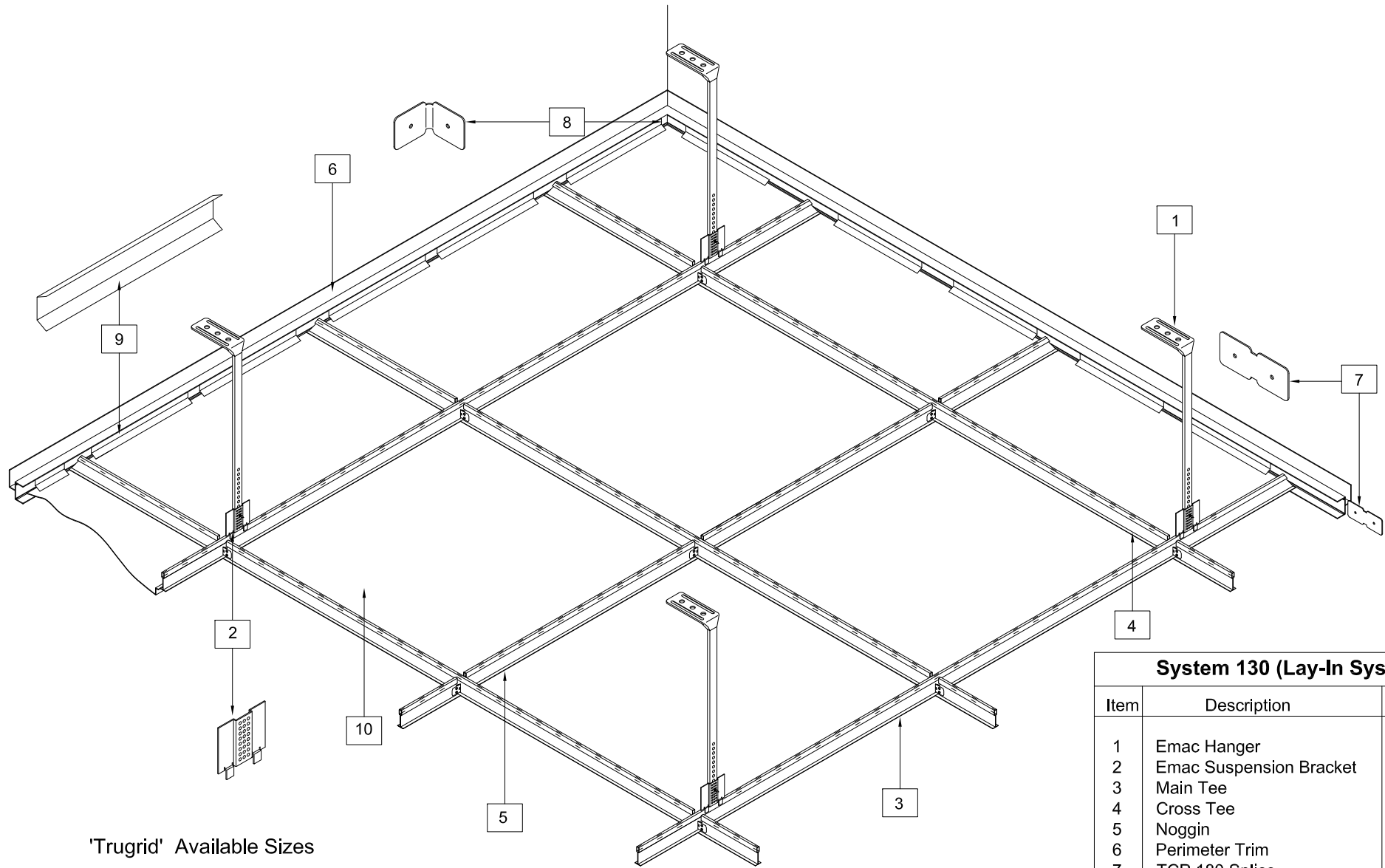
**SAS International**  
31 SUTTONS BUSINESS PARK  
LONDON ROAD, READING  
BERKSHIRE RG6 1AZ  
UNITED KINGDOM  
Tel: +44 (0)118 929 0900  
Fax: +44 (0)118 929 0901  
www.sasint.co.uk

WORKNORM PATH  
FOLDER SYSTEMS  
FOLDER 130  
FOLDER APPLICATION

REV	DATE	DESCRIPTION
A	20.04.17	SUSPENSION CENTRES REVISED TO 1200mm

**SYSTEM 130**  
ALUGRID Q 26/16

SCALE AS SHOWN DATE 06.08.13 DRAWN BY KGB  
DRG / ITEM No. 0163 REV A  
FACTORY BE/MB/AP WORKNORM

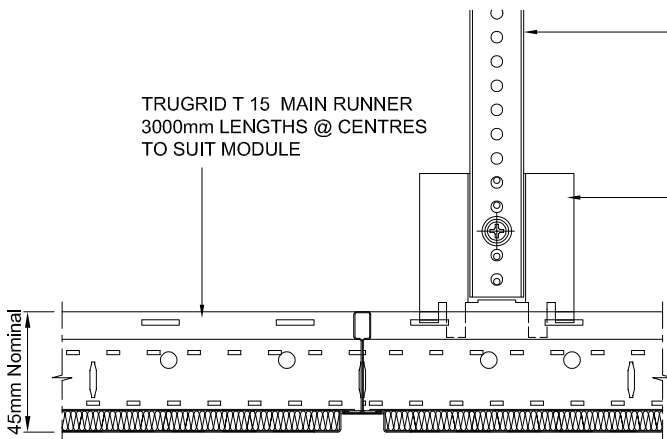


'Trugrid' Available Sizes

T 24  
T 15

**System 130 (Lay-In System)**

Item	Description	Part No.
1	Emac Hanger	10185-92
2	Emac Suspension Bracket	12522
3	Main Tee	
4	Cross Tee	
5	Noggin	
6	Perimeter Trim	
7	TCP 180 Splice	10534
8	TCP 90 Splice	10536
9	Perimeter Wedge	10178
10	System 130 Lay-In Tile	

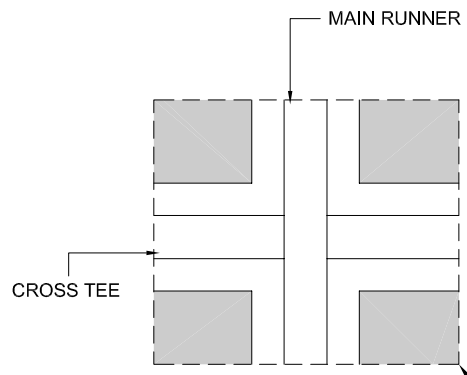
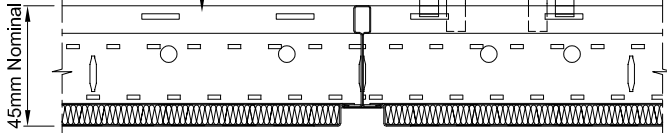


**SECTION 'A'**  
SCALE 1:2

EMAC FIX 'N' FOLD SUSPENSION HANGER SUPPLIED IN VARIOUS LENGTHS TO ACHIEVE CEILING FACE TO SOFFIT.

EMAC HANGER BRACKET @ 1200mm MAXIMUM CENTRES

TRUGRID T 15 MAIN RUNNER 3000mm LENGTHS @ CENTRES TO SUIT MODULE

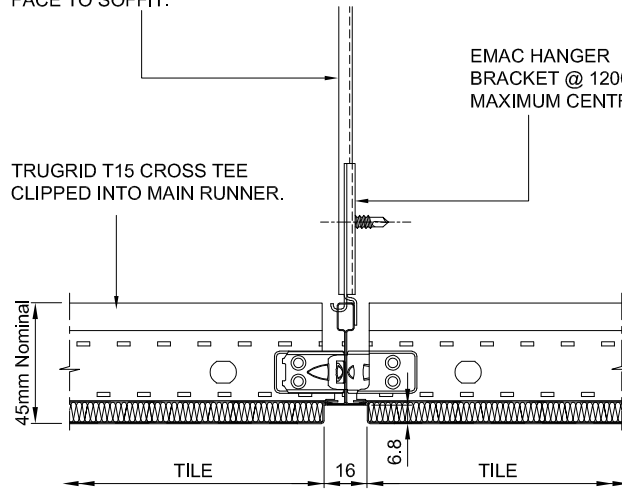


**DETAIL 1**  
(MAIN RUNNER & CROSS TEE JUNCTION)  
SCALE 1:2

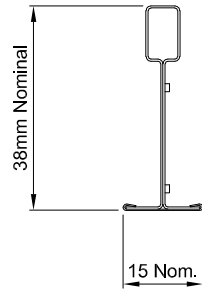
EMAC FIX 'N' FOLD SUSPENSION HANGER SUPPLIED IN VARIOUS LENGTHS TO ACHIEVE CEILING FACE TO SOFFIT.

EMAC HANGER BRACKET @ 1200mm MAXIMUM CENTRES

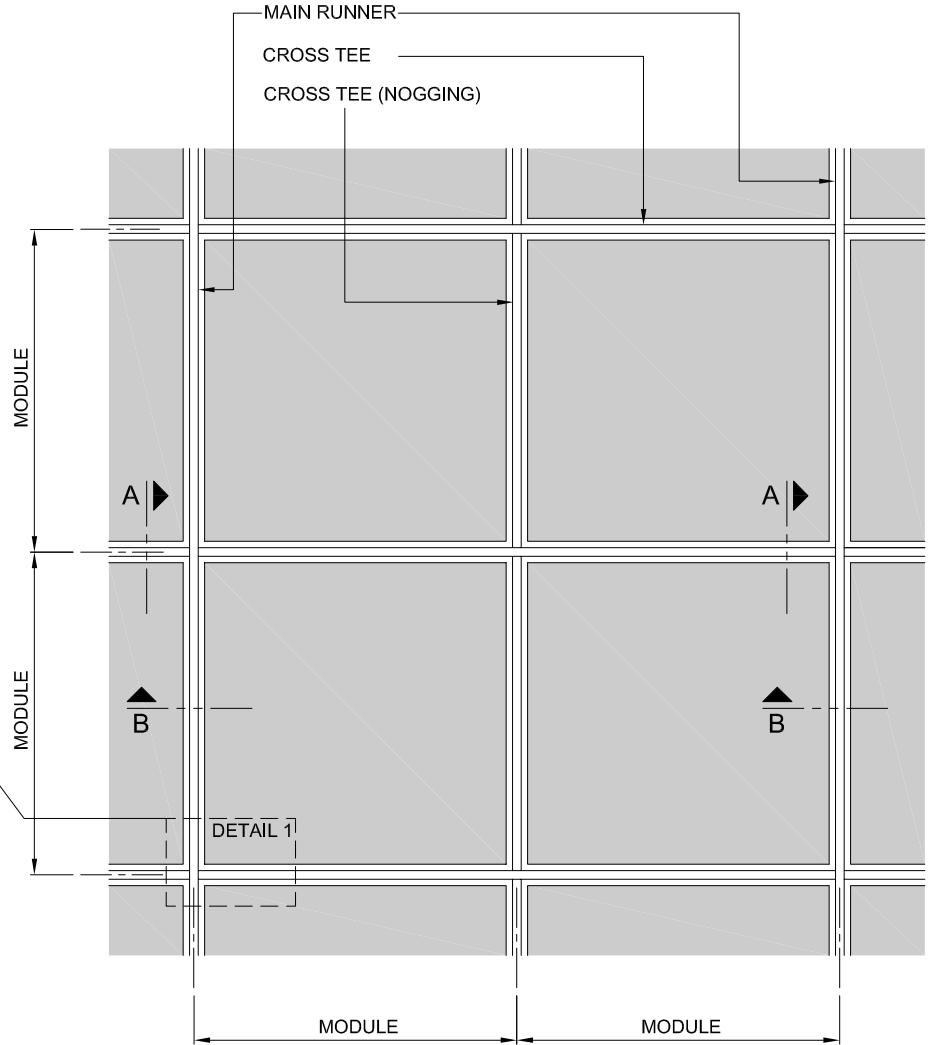
TRUGRID T15 CROSS TEE CLIPPED INTO MAIN RUNNER.



**SECTION 'B'**  
SCALE 1:2



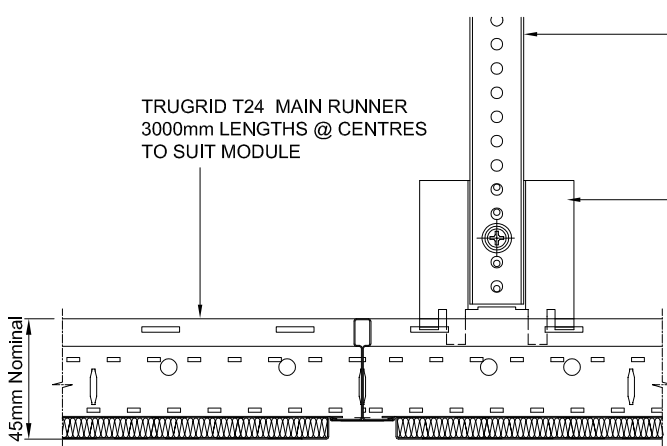
**TRUGRID T 15**  
SCALE Full Size



**PART REFLECTED CEILING PLAN**  
SCALE 1:10

STANDARD CEILING MODULES	
Length	Width
500	500
600	600
750	750
SPECIAL SIZES	
Available on request, please contact our technical department for more information.	

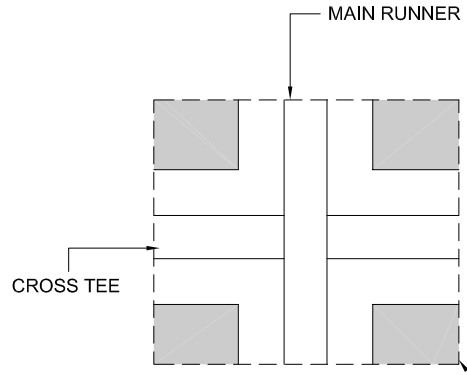




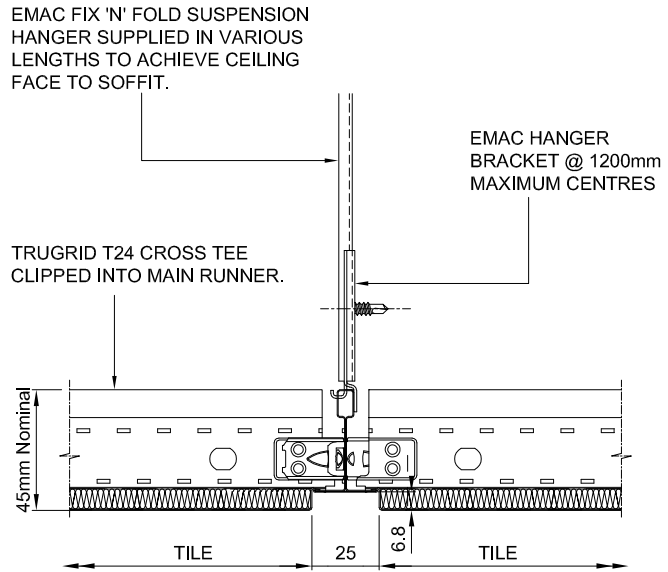
**SECTION 'A'**  
SCALE 1:2

EMAC FIX 'N' FOLD SUSPENSION HANGER SUPPLIED IN VARIOUS LENGTHS TO ACHIEVE CEILING FACE TO SOFFIT.

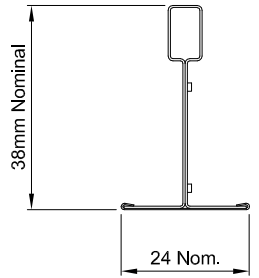
EMAC HANGER BRACKET @ 1200mm MAXIMUM CENTRES



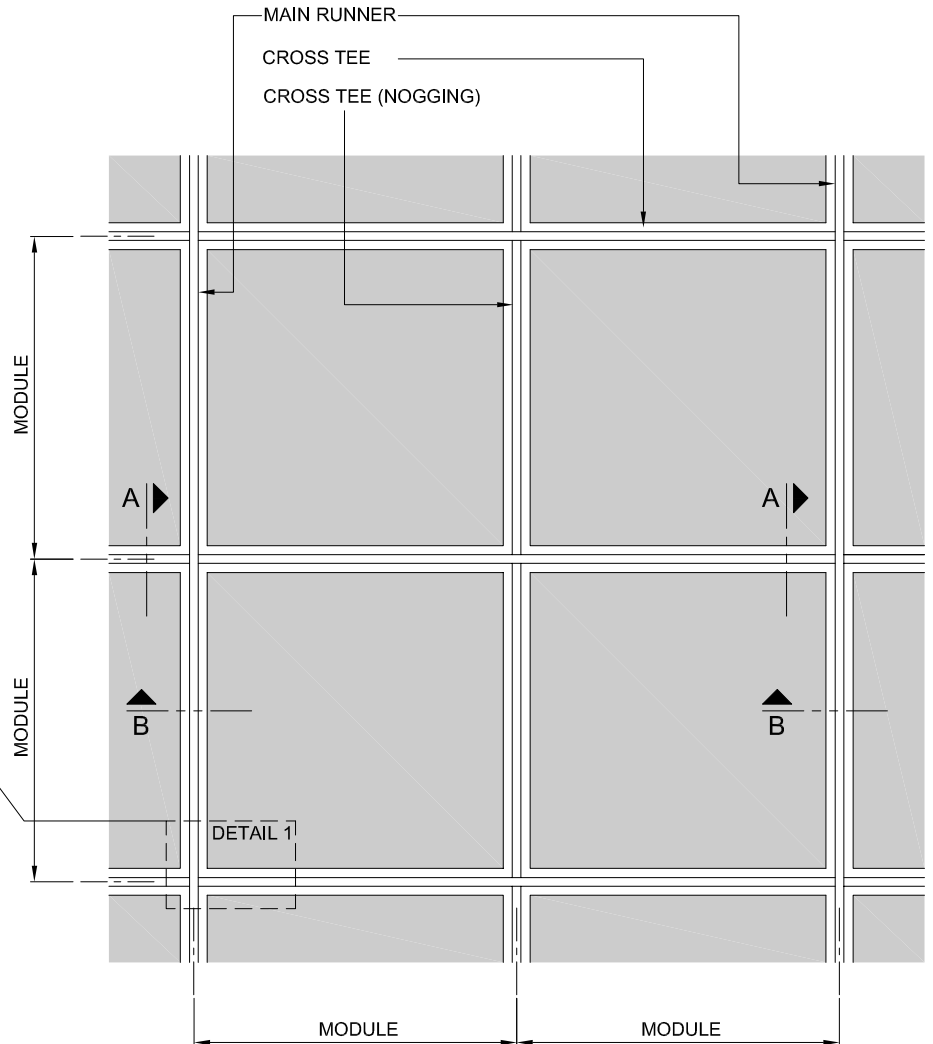
**DETAIL 1**  
(MAIN RUNNER & CROSS TEE JUNCTION)  
SCALE 1:2



**SECTION 'B'**  
SCALE 1:2

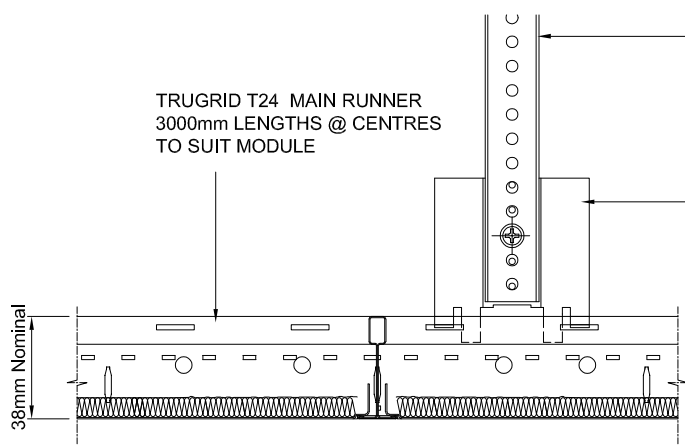


**TRUGRID T24**  
SCALE Full Size



**PART REFLECTED CEILING PLAN**  
SCALE 1:10

STANDARD CEILING MODULES	
Length	Width
500	500
600	600
750	750
SPECIAL SIZES	
Available on request, please contact our technical department for more information.	



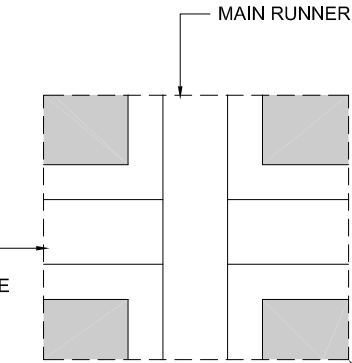
**SECTION 'A'**  
SCALE 1:2

EMAC FIX 'N' FOLD SUSPENSION HANGER SUPPLIED IN VARIOUS LENGTHS TO ACHIEVE CEILING FACE TO SOFFIT.

EMAC HANGER BRACKET @ 1200mm MAXIMUM CENTRES

MAIN RUNNER

CROSS TEE

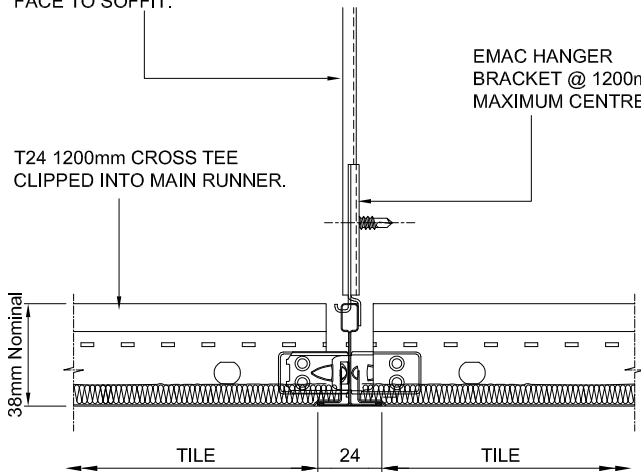


**DETAIL 1**  
(MAIN RUNNER & CROSS TEE JUNCTION)  
SCALE 1:2

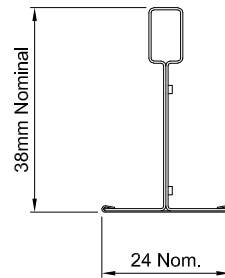
EMAC FIX 'N' FOLD SUSPENSION HANGER SUPPLIED IN VARIOUS LENGTHS TO ACHIEVE CEILING FACE TO SOFFIT.

EMAC HANGER BRACKET @ 1200mm MAXIMUM CENTRES

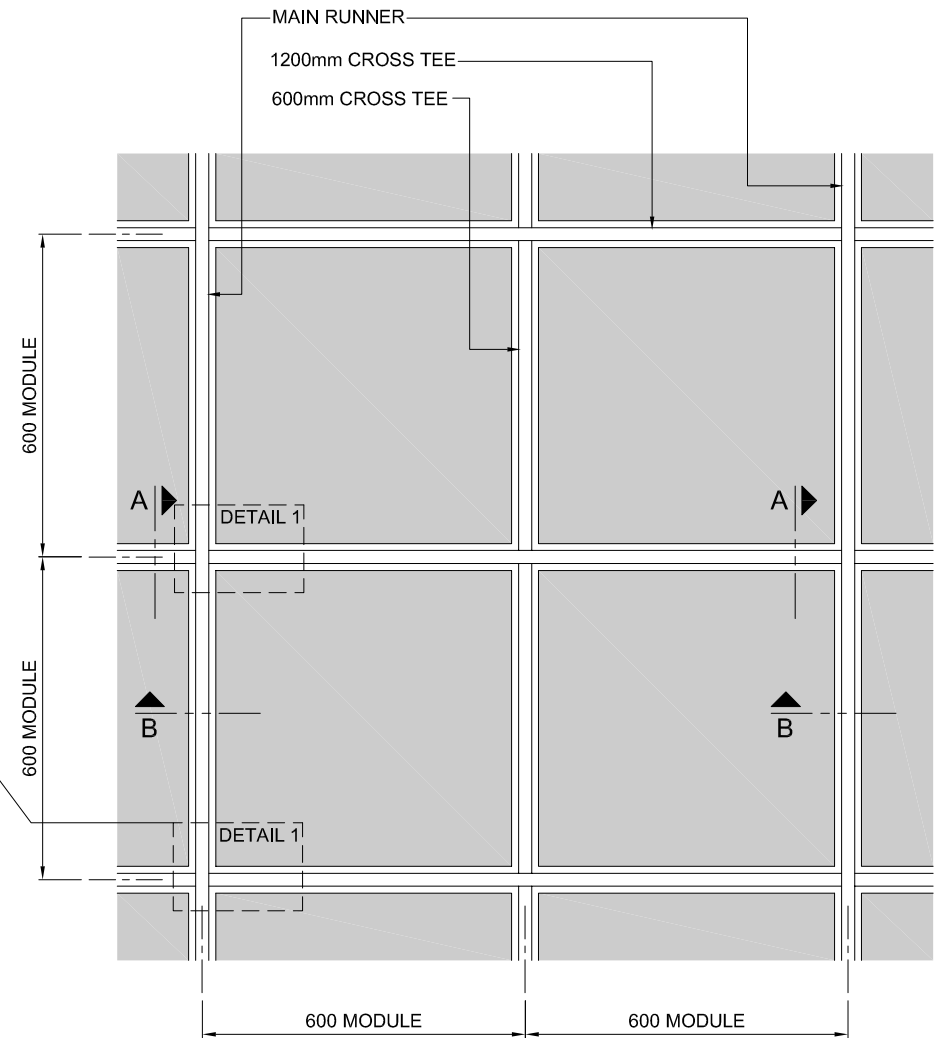
T24 1200mm CROSS TEE CLIPPED INTO MAIN RUNNER.



**SECTION 'B'**  
SCALE 1:2



**TRUGRID T24**  
SCALE Full Size



**PART REFLECTED CEILING PLAN**  
SCALE 1:10

STANDARD CEILING MODULES	
Length	Width
600	600